



KAPSABET BOYS' HIGH SCHOOL

PROPOSED ERECTION AND COMPLETION OF DR. WILLIAM RUTO MULTI-PURPOSE HALL FOR KAPSABET BOYS' HIGH SCHOOL

TENDER DOCUMENT FOR PROCUREMENT OF WORKS (BUILDING AND ASSOCIATED WORKS) (LABOUR ONLY)

Procuring Entity: **KAPSABET BOYS' HIGH SCHOOL**
P.O. BOX 10-30300
KAPSABET

Project Name: **PROPOSED ERECTION AND COMPLETION OF DR. WILLIAM RUTO
MULTI-PURPOSE HALL FOR KAPSABET BOYS' HIGH SCHOOL**

Invitation to Tender (ITT) No.: **KBHS/MH/01/2026**

Prepared by: Regional Works Office
State Department for Public Works
P.O. Box 53-30100
ELDORET

ISSUE DATE: **12TH FEB, 2026**

FEBRUARY 2026

TABLE OF CONTENTS

CONTENTS PAGE	i-iii
INVITATION TO TENDER	iv
PART 1:TENDERING PROCEDURES	1
SECTION I - INSTRUCTIONSTOTENDERERS	2
A GENERALPROVISIONS	2
1.0 Scope of tender	2
2.0 Fraud and corruption	2
3.0 Eligible tenderers	2
4.0 Eligible goods, equipment, and services	4
5.0 Tenderer's responsibilities	4
B CONTENTS OFTENDER DOCUMENTS	4
6.0 Sections of Tender Document	4
7.0 Clarification of Tender Document, Site Visit, Pre-tender Meeting	4
8.0 Amendment of Tender Documents	5
10.0 Language of Tender	5
11.0 Documents Comprising the Tender	5
12.0 Form of Tender and Schedules	6
13.0 Alternative Tenders	6
14.0 Tender Prices and Discounts	6
15.0 Currencies of Tender and Payment	6
16.0 Documents Comprising the Technical Proposal	7
17.0 Documents Establishing the Eligibility and Qualifications of the Tenderer	7
18.0 Period of Validity of Tenders	8
19.0 Tender Security	8
20.0 Format and Signing of Tender	9
C SUBMISSION AND OPENING OF TENDERS	10
21.0 Sealing and Marking of Tenders	11
22.0 Deadline for Submission of Tenders	11
23.0 Late Tenders	11
24.0 Withdrawal, Substitution, and Modification of Tenders	11
25.0 Tender Opening	12
D EVALUATION AND COMPARISON OF TENDERS	12
26.0 Confidentiality	12
27.0 Clarification of Tenders	13
29.0 Determination of Responsiveness	13
30.0 Non-material Non-conformities	13
31.0 Arithmetical Errors	14
33.0 Margin of Preference and Reservations	14
34.0 Nominated Subcontractors	14
35.0 Evaluation of Tenders	15
36.0 Comparison of tenders	15
37.0 Abnormally low tenders and abnormally high tenders	15
Abnormally Low Tenders	15
Abnormally high tenders	15
38.0 Unbalanced and/or front-loaded tenders	16
39.0 Qualifications of the tenderer	16
40.0 Lowest evaluated tender	16
41.0 Procuring entity's right to accept any tender, and to reject any or all tenders.	16

E	AWARD OF CONTRACT	16
42.0	Award criteria	16
43.0	Notice of intention to enter into a contract	16
44.0	Standstill Period	16
44.0	Standstill Period	16
45.0	Debriefing By The Procuring Entity	16
46.0	Letter of Award	16
47.0	Signing of Contract	16
48.0	Performance Security	16
49.0	Publication of Procurement Contract	17
50.0	Procurement related Complaint and Administrative Review	17
SECTION II - TENDER DATASHEET(TDS)		18
SECTION III - EVALUATION AND QUALIFICATION CRITERIA		23
1.0	General Provisions	23
2.0	Preliminary examination for Determination of Responsiveness	23
3.0	Tender Evaluation	25
4.0	Multiple Contracts	25
5.0	Alternative Tenders	25
6.0	Margin of Preference	26
7.0	Post qualification and Contract award	26
8.0	QUALIFICATION FORM	28
SECTION IV – TENDERING FORMS		33
1.0	FOREIGN TENDERERS 40% RULE	33
2.0	Form EQU: EQUIPMENT	34
3.0	FORM PER - 1:	35
4.0	FORM PER - 2:	36
5.0	TENDERERS QUALIFICATION WITHOUT PRE-QUALIFICATION	38
OTHER FORMS		51
6.0	FORM OF TENDER	51
a)	TENDERER'S ELIGIBILITY- CONFIDENTIAL BUSINESS QUESTIONNAIRE	54
b)	CERTIFICATE OF INDEPENDENT TENDER DETERMINATION	57
c)	SELF-DECLARATION FORM - SELF DECLARATION OF THE TENDERER	58
d)	APPENDIX 1 - FRAUD AND CORRUPTION	61
7.0	FORM OF TENDER SECURITY – DEMAND BANK GUARANTEE	63
8.0	FORM OF TENDER SECURITY (INSURANCE GUARANTEE)	64
9.0	FORM OF TENDER-SECURING DECLARATION.	65
10.0	APPENDIX TO TENDER	66
SECTION V – BILLS OF QUANTITIES		67
1.0	PREAMBLES	68
2.0	Bill No. 1 – Preliminary Items	71
3.0	Bill No. 2: Work Items	72
4.0	Bill No. 3: Schedule of Daywork Rates - Labour	72
5.0	Bill No. 3: Schedule of Daywork Rates - Materials	73
6.0	Bill No. 3: Schedule of Daywork Rates - Contractor's Equipment	73
7.0	Bill No. 3: Daywork Summary	73
8.0	Bill No. 4: Provisional Sums	74
9.0	GRAND SUMMARY	74

SECTION VI - SPECIFICATIONS	76
SECTION VII - DRAWINGS	77
PART 2: GENERAL CONDITIONS OF CONTRACT (GCC)	79
SECTION VIII - GENERAL CONDITIONS OF CONTRACT (GCC)	79
1.0 General Provisions	79
2.0 The Procuring Entity	80
3.0 The Engineer	81
4.0 The Contractor	83
5.0 Nominated Subcontractors	91
6.0 Staff and Labor.	92
7.0 Plant, Materials and Workmanship	95
8.0 Commencement, Delays and Suspension	97
9.0 Tests on Completion	100
10.0 Procuring Entity's Taking Over	100
11.0 Defects Liability	102
12.0 Measurement and Evaluation	104
13.0 Variations and Adjustments	105
14.0 Contract Price and Payment	109
15.0 Termination by Procuring Entity	115
16.0 Suspension and Termination by Contractor	117
17.0 Risk and Responsibility	119
18.0 Insurance	121
19.0 Force Majeure	124
20.0 Settlement of Claims and Disputes	126
Section IX - Special Conditions of Contract	130
SECTION X – CONTRACT FORMS	132
1.0 FORM No. 1 - NOTIFICATION OF INTENTION TO AWARD	133
2.0 FORM No. 2 –REQUEST FOR REVIEW	136
3.0 FORM No. 3 – LETTER OF AWARD	137
4.0 FORM No. 4 – CONTRACT AGREEMENT	138
5.0 FORM No. 5 - PERFORMANCE SECURITY [Option 1 - Unconditional Demand Bank Guarantee]	139
6.0 FORM No. 6- PERFORMANCE SECURITY [Option 2 – Performance Bond]	140
7.0 FORM No. 7 – ADVANCE PAYMENT SECURITY	141
8.0 FORM No. 8 – RETENTION MONEY SECURITY	142
9.0 FORM No. 9 – BENEFICIAL OWNERSHIP DISCLOSURE FORM	143
PART 3: BILL OF QUANTITIES	
1.0 Bill No. 1: Particular Preliminaries	1/1-1/6
2.0 Bill No. 2: General Preliminaries	2/1-2/11
3.0 Bill No. 3: Builder’s Work	
4.0 Bill No. 3: Multipurpose Hall	3/1-3/23
5.0 Bill No. 3.2: External Ablution Block And Foul Water Drainage	3.2/1-3.2/13
6.0 Bill No 4: Electrical Works	B-1 – E-23
7.0 Bill No 4: Mechanical Works	A-1-BOQ/48
8.0 Bill No. 4: Prime Cost and Provisional Sums	6/1
9.0 GRAND SUMMARY	GS/1
10.0 APPENDICES DRAWINGS	



KAPSABET BOYS' HIGH SCHOOL

INVITATION TO TENDER

12th February, 2026

Kapsabet Boys' High School invites sealed bids from eligible bidders for construction works as follows;

TENDER NAME	TENDER REF. No.	BID SECURITY AMOUNT	ELIGIBILITY	TENDER CLOSING DATE & TIME
PROPOSED ERECTION AND COMPLETION OF DR. WILLIAM RUTO MULTI-PURPOSE HALL FOR KAPSABET BOYS' HIGH SCHOOL (LABOUR ONLY)	KBHS/MH/01/2025	KSH 500,000.00 VALID FOR 184 DAYS FROM THE DATE OF TENDER OPENING	OPEN	THURSDAY 26 th FEBRUARY, 2026 AT 10.00AM

Interested bidders are invited to download the bidding document containing detailed specifications from Kapsabet Boys' High School portal www.kapsabethighschool.sc.ke or the Public Procurement Information Portal (PPIP), www.tenders.go.ke free of charge.

Tenderers who download the tender Documents MUST forward their particulars (Name of the Firm & Contact immediately to: kapsabethigh@gmail.com. Attention procurement Office.

Completed bids MUST be enclosed in a plain sealed envelope clearly marked with tender number and be deposited in the tender box at the school's reception area addressed to;

THE CHIEF PRINCIPAL/BOM SECRETARY

KAPSABET BOYS' HIGH SCHOOL

P.O.BOX 10 – 30100

KAPSABET

so as to be received on or before 26th February, 2026 at 10:00am

Tenders will be opened immediately thereafter at 11:00am in the presence of tenderers or their representatives who choose to attend at Kapsabet Boys' High School.

PART 1: TENDERING PROCEDURES

SECTION I - INSTRUCTIONS TO TENDER

A GENERAL PROVISIONS

1. Scope of tender

1.1. The Procuring Entity as defined in the Appendix to Conditions of Contract invites tenders for Works Contract as described in the tender documents. The name, identification, and number of lots (contracts) of this Tender Document are **specified in the TDS.**

1.2. Throughout this tendering document:

- a) The term "in writing" means communicated in written form (e.g. by mail, e-mail, fax, including if specified in the TDS, distributed or received through the electronic-procurement system used by the Procuring Entity) with proof of receipt;
- b) if the context so requires, "singular" means "plural" and vice versa;
- c) "Day" means calendar day, unless otherwise specified as "Business Day". A Business Day is any day that is an official working day of the Procuring Entity. It excludes official public holidays.

2. Fraud and corruption

2.1. The Procuring Entity requires compliance with the provisions of the Public Procurement and Asset Disposal Act, 2015, Section 62 "Declaration not to engage in corruption". The tender submitted by a person shall include a declaration that the person shall not engage in any corrupt or fraudulent practice and a declaration that the person or his or her sub-contractors are not debarred from participating in public procurement proceedings.

2.2. The Procuring Entity requires compliance with the provisions of the Competition Act 2010, regarding collusive practices in contracting. Any tenderer found to have engaged in collusive conduct shall be disqualified and criminal and/or civil sanctions may be imposed. To this effect, Tenders shall be required to complete and sign the "Certificate of Independent Tender Determination" annexed to the Form of Tender.

2.3. Tenderers shall permit and shall cause their agents (whether declared or not), subcontractors, sub-consultants, service providers, suppliers, and their personnel, to permit the Procuring Entity to inspect all accounts, records and other documents relating to any initial selection process, pre-qualification process, tender submission, proposal submission, and contract performance (in the case of award), and to have them audited by auditors appointed by the Procuring Entity.

2.4. Unfair Competitive Advantage - Fairness and transparency in the tender process require that the firms or their Affiliates competing for a specific assignment do not derive a competitive advantage from having provided consulting services related to this tender. To that end, the Procuring Entity shall indicate in the Data Sheet and make available to all the firms together with this tender document all information that would in that respect give such firm any unfair competitive advantage over competing firms.

3. Eligible tenderers

3.1. A Tenderer may be a firm that is a private entity, a state-owned enterprise or institution subject to ITT 3.8, or an individual or any combination of such entities in the form of a joint venture (JV) under an existing agree mentor with the intent to enter in to such an agreement supported by a letter of intent. In the case of a joint venture, all members shall be jointly and severally liable for the execution of the entire Contract in accordance with the Contract terms. The JV shall nominate a Representative who shall have the authority to conduct all business for and on behalf of any and all the members of the JV during the tendering process and, in the event the JV is awarded the Contract, during contract execution. Members of a joint venture may not also make an individual tender, be a subcontractor in a separate tender or be part of another joint venture for the purposes of the same Tender. The maximum number of JV members shall be specified in the **TDS.**

3.2. Public Officers of the Procuring Entity, their Spouses, Child, Parent, Brothers or Sister. Child, Parent, Brother or Sister of a Spouse, their business associates or agents and firms/organizations in which they have a substantial or controlling interest shall not be eligible to tender or be awarded a contract. Public Officers are also not allowed to participate in any procurement proceedings.

3.3. A Tenderer shall not have a conflict of interest. Any tenderer found to have a conflict of interest shall be disqualified. A tenderer may be considered to have a conflict of interest for the purpose of this tendering process, if the tenderer:

- a) Directly or indirectly controls, is controlled by or is under common control with another tenderer;
- b) Receives or has received any direct or indirect subsidy from another tenderer;

- c) Has the same legal representative as another tenderer;
- d) Has a relationship with another tenderer, directly or through common third parties, that puts it in a position to influence the tender of another tenderer, or influence the decisions of the Procuring Entity regarding this tendering process;
- e) Any of its affiliates participated as a consultant in the preparation of the design or technical specifications of the goods or works that are the subject of the tender;
- f) Any of its affiliates has been hired (or is proposed to be hired) by the Procuring Entity as a consultant for Contract implementation;
- g) Would be providing goods, works, or non-consulting services resulting from or directly related to consulting services for the preparation or implementation of the contract specified in this Tender Document;
- h) Has a close business or personal relationship with senior management or professional staff of the Procuring Entity who has the ability to influence the bidding process and:
 - i) Are directly or indirectly involved in the preparation of the Tender document or specifications of the Contract, and/or the Tender evaluation process of such contract; or
 - ii) May be involved in the implementation or supervision of such Contract unless the conflicts stemming from such relationship has been resolved in a manner acceptable to the Procuring Entity throughout the tendering process and execution of the Contract.

3.4. A tenderer shall not be involved in corrupt, coercive, obstructive or fraudulent practice. A tenderer that is proven to have been involved in any of these practices shall be automatically disqualified

3.5. A Tenderer (either individually or as a JV member) shall not participate in more than one Tender, except for permitted alternative tenders. This includes participation as a subcontractor in other Tenders. Such participation shall result in the disqualification of all Tenders in which the firm is involved. Members of a joint venture may not also make an individual tender, be a sub-contractor in a separate tender or be part of another joint venture for the purposes of the same Tender. A firm that is not a tenderer or a JV member may participate as a subcontractor in more than one tender.

3.6. A Tenderer may have the nationality of any country, subject to the restrictions pursuant to ITT3.9. A Tenderer shall be deemed to have the nationality of a country if the Tenderer is constituted, incorporated or registered in and operates in conformity with the provisions of the laws of that country, as evidenced by its articles of incorporation (or equivalent documents of constitution or association) and its registration documents, as the case may be. This criterion also shall apply to the determination of the nationality of proposed sub-contractors or sub-consultants for any part of the Contract including related Services.

3.7. A Tenderer that has been debarred from participating in public procurement shall be ineligible to tender or be awarded a contract. The list of debarred firms and individuals is available from the website of PPRA www.ppra.go.ke.

3.8. A Tenderer that is a state-owned enterprise or a public institution in Kenya may be eligible to tender and be awarded Contract(s) only if it is determined by the Procuring Entity to meet the following conditions, i.e. if it is:

- i) A legal public entity of Government and/or public administration,
- ii) financially autonomous and not receiving any significant subsidies or budget support from any public entity or Government, and;
- iii) operating under commercial law and vested with legal rights and liabilities similar to any commercial enterprise to enable it compete with firms in the private sector on an equal basis.

3.9. Firms and individuals shall be ineligible if their countries of origin are:

- a) As a matter of law or official regulations, Kenya prohibits commercial relations with that country;
- b) By an act of compliance with a decision of the United Nations Security Council taken under Chapter VII of the Charter of the United Nations, Kenya prohibits any import of goods or contracting of works or services from that country, or any payments to any country, person, or entity in that country.

A tenderer shall provide such documentary evidence of eligibility satisfactory to the Procuring Entity, as the Procuring Entity shall reasonably request.

3.10. Foreign tenderers are required to source at least forty (40%) percent of their contract inputs (in supplies, local sub-contracts and labor) from citizen suppliers and contractors. To this end, a foreign tenderer shall provide in its tender documentary evidence that this requirement is met. Foreign tenderers not meeting this criterion will be automatically

disqualified. Information required to enable the Procuring Entity determine if this condition is met shall be provided for this purpose in "SECTION II - EVALUATION AND QUALIFICATION CRITERIA, Item 9".

- 3.11. Pursuant to the eligibility requirements of ITT 3.10, a tender is considered a foreign tenderer, If it is registered in Kenya and has less than 51 percent ownership by nationals of Kenya and if it does not subcontract to foreign firms or individuals more than 10 percent of the contract price, excluding provisional sums. JVs are considered as foreign tenderers if the individual member firms registered in Kenya have less 51 percent ownership by nationals of Kenya. The JV shall not subcontract to foreign firms more than 10 percent of the contract price, excluding provisional sums.
- 3.12. The National Construction Authority Act of Kenya requires that all local and foreign contractors be registered with the National Construction Authority and be issued with a Registration Certificate before they can undertake any construction works in Kenya. Registration shall not be a condition for tender, but it shall be a condition of contract award and signature. A selected tenderer shall be given opportunity to register before such award and signature of contract. Application for registration with National Construction Authority may be accessed from the website www.nca.go.ke.
- 3.13. The Competition Act of Kenya requires that firms wishing to tender as Joint Venture undertakings which may prevent, distort or lessen competition in provision of services are prohibited unless they are exempt in accordance with the provisions of Section 25 of the Competition Act, 2010. JVs will be required to seek for exemption from the Competition Authority. Exemption shall not be a condition for tender, but it shall be a condition of contract award and signature. A JV tenderer shall be given opportunity to seek such exemption as a condition of award and signature of contract. Application for exemption from the Competition Authority of Kenya may be accessed from the website www.cak.go.ke.
- 3.14. A Kenyan tenderer shall be eligible to tender if it provides evidence of having fulfilled his/her tax obligations by producing valid tax compliance certificate or tax exemption certificate issued by the Kenya Revenue Authority.

4. Eligible goods, equipment, and services

- 4.1. Goods, equipment and services to be supplied under the Contract may have their origin in any country that is not ineligible under ITT 3.9. At the Procuring Entity's request, Tenderers may be required to provide evidence of the origin of Goods, equipment and services.
- 4.2. Any goods, works and production processes with characteristics that have been declared by the relevant national environmental protection agency or by other competent authority as harmful to human beings and to the environment shall not be eligible for procurement.

5. Tenderer's responsibilities

- 5.1. The tenderer shall bear all costs associated with the preparation and submission of his/her tender, and the Procuring Entity will in no case be responsible or liable for those costs.
- 5.2. The tenderer, at the tenderer's own responsibility and risk, is encouraged to visit and examine and inspect the Site of the Works and its surroundings and obtain all information that may be necessary for preparing the tender and entering into a contract for construction of the Works. The costs of visiting the Site shall be the tenderer's own expense.
- 5.3. The Tenderer and any of its personnel or agents will be granted permission by the Procuring Entity to enter upon its premises and lands for the purpose of such visit. The Tenderer shall indemnify the Procuring Entity against liability arising from death or personal injury, loss of or damage to property, and any other losses and expenses incurred as a result of the examination and inspection.
- 5.4. The tenderer shall provide in the Form of Tender and Qualification Information, a preliminary description of the proposed work method and schedule, including charts, as necessary or required.

B. CONTENTS OF TENDER DOCUMENTS

6. Sections of Tender Document

- 6.1. The tender document consists of Parts 1, 2, and 3, which includes all the sections specified below, and which should be read in conjunction with any Addenda issued in accordance with ITT 10.

PART 1: Tendering Procedures

Section I – Instructions to Tenderers

Section II – Tender Data Sheet (TDS)

Section III- Evaluation and Qualification Criteria Section IV – Tendering Forms

PART 2: Works' Requirements

Section V - Bills of Quantities

Section VI - Specifications

Section VII - Drawings

PART 3: Conditions of Contract and Contract Forms

Section VIII - General Conditions (GCC)

Section IX - Special Conditions of Contract

Section X- Contract Forms

- 6.2. The Invitation to Tender Notice issued by the Procuring Entity is not part of the Contract documents. Unless obtained directly from the Procuring Entity, the Procuring Entity is not responsible for the completeness of the Tender document, responses to requests for clarification, the minutes of a pre-arranged site visit and those of the pre-Tender meeting (if any), or Addenda to the Tender document in accordance with ITT 10. In case of any contradiction, documents obtained directly from the Procuring Entity shall prevail.
- 6.3. The Tenderer is expected to examine all instructions, forms, terms, and specifications in the Tender Document and to furnish with its Tender all information and documentation as is required by the Tender document.

7. Clarification of Tender Document, Site Visit, Pre-tender Meeting

- 7.1. A Tenderer requiring any clarification of the Tender Document shall contact the Procuring Entity in writing at the Procuring Entity's address specified in the TDS or raise its enquiries during the pre-Tender meeting if provided for in accordance with ITT 7.2. The Procuring Entity will respond in writing to any request for clarification, provided that such request is received no later than the period specified in the TDS prior to the deadline for submission of tenders. The Procuring Entity shall forward copies of its response to all tenderers who have acquired the Tender documents in accordance with ITT 7.4, including a description of the inquiry but without identifying its source. If so specified in the TDS, the Procuring Entity shall also promptly publish its response at the web page identified in the TDS. Should the clarification result in changes to the essential elements of the Tender Documents, the Procuring Entity shall amend the Tender Documents following the procedure under ITT 8 and ITT 22.2.
- 7.2. The Tenderer, at the Tenderer's own responsibility and risk, is encouraged to visit and examine and inspect the site(s) of the required contracts and obtain all information that may be necessary for preparing a tender. The costs of visiting the Site shall be at the Tenderer's own expense. The Procuring Entity shall specify in the TDS if a pre-arranged Site visit and or a pre-tender meeting will be held, when and where. The Tenderer's designated representative is invited to attend a pre-arranged site visit and a pre-tender meeting, as the case may be. The purpose of the site visit and the pre-tender meeting will be to clarify issues and to answer questions on any matter that may be raised at that stage.
- 7.3. The Tenderer is requested to submit any questions in writing, to reach the Procuring Entity not later than the period specified in the TDS before the meeting.
- 7.4. Minutes of a pre-arranged site visit and those of the pre-tender meeting, if applicable, including the text of the questions asked by Tenderers and the responses given, together with any responses prepared after the meeting, will be transmitted promptly to all Tenderers who have acquired the Tender Documents. Minutes shall not identify the source of the questions asked.
- 7.5. The Procuring Entity shall also promptly publish anonymized (no names) Minutes of the pre-arranged site visit and those of the pre-tender meeting at the web page identified in the TDS. Any modification to the Tender Documents that may become necessary as a result of the pre-arranged site visit and those of the pre-tender meeting shall be made by the Procuring Entity exclusively through the issue of an Addendum pursuant to ITT 8 and not through the minutes of the pre-Tender meeting. Non-attendance at the pre-arranged site visit and the pre-tender meeting will not be a cause for disqualification of a Tenderer.

8. Amendment of Tender Documents

- 8.1. At any time prior to the deadline for submission of Tenders, the Procuring Entity may amend the Tender Documents by issuing addenda.
- 8.2. Any addendum issued shall be part of the Tender Documents and shall be communicated in writing to all who have obtained the Tender Documents from the Procuring Entity. The Procuring Entity shall also promptly publish the addendum on the Procuring Entity's website in accordance with ITT 7.5.

- 8.3. To give Tenderers reasonable time in which to take an addendum into account in preparing their Tenders, the Procuring Entity should extend the dead line for the submission of Tenders, pursuant to ITT 22.2.

C PREPARATION OF TENDERS

9. Cost of Tendering

The Tenderer shall bear all costs associated with the preparation and submission of its Tender, and the Procuring Entity shall not be responsible or liable for those costs, regardless of the conduct or outcome of the tendering process.

10. Language of Tender

The Tender, as well as all correspondence and documents relating to the tender exchanged by the tenderer and the Procuring Entity, shall be written in the English Language. Supporting documents and printed literature that are part of the Tender may be in another language provided they are accompanied by an accurate and notarized translation of the relevant passages into the English Language, in which case, for purposes of interpretation of the Tender, such translation shall govern.

11. Documents Comprising the Tender

11.1. The Tender shall comprise the following:

- a) Form of Tender prepared in accordance with ITT 12;
- b) Schedules including priced Bill of Quantities, completed in accordance with ITT 12 and ITT 14;
- c) Tender Security or Tender-Securing Declaration, in accordance with ITT 19.1;
- d) Alternative Tender, if permissible, in accordance with ITT 13;
- e) Authorization: written confirmation authorizing the signatory of the Tender to commit the Tenderer, in accordance with ITT 20.3;
- f) Qualifications: documentary evidence in accordance with ITT 17 establishing the Tenderer's qualifications to perform the Contract if its Tender is accepted;
- g) Conformity: a technical proposal in accordance with ITT 16;
- h) Any other document required in the TDS.

11.2. In addition to the requirements under ITT 11.1, Tenders submitted by a JV shall include a copy of the Joint Venture Agreement entered into by all members. Alternatively, a letter of intent to execute a Joint Venture Agreement in the event of a successful Tender shall be signed by all members and submitted with the Tender, together with a copy of the proposed JV Agreement. Change of membership and conditions of the JV prior to contract signature will render the tender liable for disqualification.

12. Form of Tender and Schedules

12.1. The Form of Tender and Schedules, including the Bill of Quantities, shall be prepared using the relevant forms furnished in Section IV, Tendering Forms. The forms must be completed without any alterations to the text, and no substitutes shall be accepted except as provided under ITT 20.3. All blank spaces shall be filled in with the information requested. The Tenderer shall chronologically serialize all pages of the tender documents submitted.

12.2. The Tenderer shall furnish in the Form of Tender information on commissions and gratuities, if any, paid or to be paid to agents or any other party relating to this Tender.

13. Alternative Tenders

13.1. Unless otherwise specified in the TDS, alternative Tenders shall not be considered.

13.2. When alternative times for completion are explicitly invited, a statement to that effect will be included in the TDS, and the method of evaluating different alternative times for completion will be described in Section III, Evaluation and Qualification Criteria.

13.3. Except as provided under ITT 13.4 below, Tenderers wishing to offer technical alternatives to the requirements of the Tender Documents must first price the Procuring Entity's design as described in the Tender Documents and shall further provide all information necessary for a complete evaluation of the alternative by the Procuring Entity, including drawings, design calculations, technical specifications, breakdown of prices, and proposed construction methodology and other relevant details. Only the technical alternatives, if any, of the Tenderer with the Winning Tender conforming to the basic technical requirements shall be considered by the Procuring Entity.

13.4. When specified in the TDS, Tenderers are permitted to submit alternative technical solutions for specified parts of the Works, and such parts will be identified in the TDS, as will the method for their evaluating, and described in Section VII, Works' Requirements.

14. Tender Prices and Discounts

- 14.1. The prices and discounts (including any price reduction) quoted by the Tenderer in the Form of Tender and in the Bill of Quantities shall conform to the requirements specified below.
- 14.2. The Tenderer shall fill in rates and prices for all items of the Works described in the Bill of Quantities. Items against which no rate or price is entered by the Tenderer shall be deemed covered by the rates for other items in the Bill of Quantities and will not be paid for separately by the Procuring Entity. An item not listed in the priced Bill of Quantities shall be assumed to be not included in the Tender, and provided that the Tender is determined substantially responsive notwithstanding this omission, the average price of the item quoted by substantially responsive Tenderers will be added to the Tender price and the equivalent total cost of the Tender so determined will be used for price comparison.
- 14.3. The price to be quoted in the Form of Tender, in accordance with ITT 12.1, shall be the total price of the Tender, including any discounts offered.
- 14.4. The Tenderer shall quote any discounts and the methodology for their application in the Form of Tender, in accordance with ITT 12.1.
- 14.5. It will be specified in the TDS if the rates and prices quoted by the Tenderer are or are not subject to adjustment during the performance of the Contract in accordance with the provisions of the Conditions of Contract, except in cases where the contract is subject to fluctuations and adjustments, not fixed price. In such a case, the Tenderer shall furnish the indices and weightings for the price adjustment formulae in the Schedule of Adjustment Data and the Procuring Entity may require the Tenderer to justify its proposed indices and weightings.
- 14.6. Where tenders are being invited for individual lots (contracts) or for any combination of lots (packages), tenderers wishing to offer discounts for the award of more than one Contract shall specify in their Tender the price reductions applicable to each package, or alternatively, to individual Contracts within the package. Discounts shall be submitted in accordance with ITT 14.4, provided the Tenders for all lots (contracts) are opened at the same time.
- 14.7. All duties, taxes, and other levies payable by the Contractor under the Contract, or for any other cause, as of the date 30 days prior to the deadline for submission of Tenders, shall be included in the rates and prices and the total Tender Price submitted by the Tenderer.

15. Currencies of Tender and Payment

- 15.1. The currency (ies) of the Tender and the currency (ies) of payments shall be the same.
- 15.2. Tenderers shall quote entirely in Kenya Shillings. The unit rates and the prices shall be quoted by the Tenderer in the Bill of Quantities, entirely in Kenya shillings.
- a) A Tenderer expecting to incur expenditures in other currencies for inputs to the Works supplied from outside Kenya (referred to as "the foreign currency requirements") shall (if so allowed in the TDS) indicate in the Appendix to Tender the percentage(s) of the Tender Price (excluding Provisional Sums), needed by the Tenderer for the payment of such foreign currency requirements, limited to no more than two foreign currencies.
- b) The rates of exchange to be used by the Tenderer in arriving at the local currency equivalent and the percentage(s) mentioned in (a) above shall be specified by the Tenderer in the Appendix to Tender and shall be based on the exchange rate provided by the Central Bank of Kenya on the date 30 days prior to the actual date of tender opening. Such exchange rate shall apply for all foreign payments under the Contract.
- 15.3. Tenderers may be required by the Procuring Entity to justify, to the Procuring Entity's satisfaction, their local and foreign currency requirements, and to substantiate that the amounts included in the unit rates and prices and shown in the Schedule of Adjustment Data in the Appendix to Tender are reasonable, in which case a detailed breakdown of the foreign currency requirements shall be provided by Tenderers.

16. Documents Comprising the Technical Proposal

The Tenderer shall furnish a technical proposal including a statement of work methods, equipment, personnel, schedule and any other information as stipulated in Section IV, Tender Forms, insufficient detail to demonstrate the adequacy of the Tenderer's proposal to meet the work's requirements and the completion time.

17. Documents Establishing the Eligibility and Qualifications of the Tenderer

- 17.1. Tenderers shall complete the Form of Tender, included in Section IV, Tender Forms, to establish Tenderer's eligibility in accordance with ITT 4.

- 17.2. In accordance with Section III, Evaluation and Qualification Criteria, to establish its qualifications to perform the Contract the Tenderer shall provide the information requested in the corresponding information sheets included in Section IV, Tender Forms.
- 17.3. If a margin of preference applies as specified in accordance with ITT 33.1, national tenderers, individually or in joint ventures, applying for eligibility for national preference shall supply all information required to satisfy the criteria for eligibility specified in accordance with ITT 33.1.
- 17.4. Tenderers shall be asked to provide, as part of the data for qualification, such information, including details of ownership, as shall be required to determine whether, according to the classification established by the Procuring Entity, a particular contractor or group of contractors qualifies for a margin of preference. Further the information will enable the Procuring Entity identify any actual or potential conflict of interest in relation to the procurement and/or contract management processes, or a possibility of collusion between tenderers, and thereby help to prevent any corrupt influence in relation to the procurement process or contract management.
- 17.5. The purpose of the information described in ITT 17.4 above overrides any claims to confidentiality which a tenderer may have. There can be no circumstances in which it would be justified for a tenderer to keep information relating to its ownership and control confidential where it is tendering to undertake public sector work and receive public sector funds. Thus, confidentiality will not be accepted by the Procuring Entity as a justification for a Tenderer's failure to disclose, or failure to provide required information on its ownership and control.
- 17.6. The Tenderer shall provide further documentary proof, information or authorizations that the Procuring Entity may request in relation to ownership and control which in formation on any changes to the information which was provided by the tenderer under ITT 6.4. The obligations to require this information shall continue for the duration of the procurement process and contract performance and after completion of the contract, if any change to the information previously provided may reveal a conflict of interest in relation to the award or management of the contract.
- 17.7. All information provided by the tenderer pursuant to these requirements must be complete, current and accurate as at the date of provision to the Procuring Entity. In submitting the information required pursuant to these requirements, the Tenderer shall warrant that the information submitted is complete, current and accurate as at the date of submission to the Procuring Entity.
- 17.8. If a tenderer fails to submit the information required by these requirements, its tender will be rejected. Similarly, if the Procuring Entity is unable, after taking reasonable steps, to verify to a reasonable degree the information submitted by a tenderer pursuant to these requirements, then the tender will be rejected.
- 17.9. If information submitted by a tenderer pursuant to these requirements, or obtained by the Procuring Entity (whether through its own enquiries, through notification by the public or otherwise), shows any conflict of interest which could materially and improperly benefit the tenderer in relation to the procurement or contract management process, then:
 - i) If the procurement process is still ongoing, the tenderer will be disqualified from the procurement process,
 - ii) if the contract has been awarded to that tenderer, the contract award will be set aside depending the outcome of (iii),
 - iii) the tenderer will be referred to the relevant law enforcement authorities for investigation of whether the tenderer or any other person have committed any criminal offence.
- 17.10. If a tenderer submits information pursuant to these requirements that is incomplete, inaccurate or out-of-date, or attempts to obstruct the verification process, then the consequences ITT 17.8 will ensue unless the tenderer can show to the reasonable satisfaction of the Procuring Entity that any such act was not material, or was due to genuine error which was not attributable to the intentional act, negligence or recklessness of the tenderer.

18. Period of Validity of Tenders

- 18.1. Tenders shall remain valid for the Tender Validity period specified in the TDS. The Tender Validity period starts from the date fixed for the Tender submission deadline (as prescribed by the Procuring Entity in accordance with ITT 22). A tender valid for a shorter period shall be rejected by the Procuring Entity as non-responsive.
- 18.2. In exceptional circumstances, prior to the expiration of the Tender validity period, the Procuring Entity may request Tenderers to extend the period of validity of their Tenders. The request and the responses shall be made in writing. If a Tender Security is requested in accordance with ITT 19, it shall also be extended for thirty (30) days beyond the deadline of the extended validity period. A Tenderer may refuse the request without forfeiting its Tender security. A Tenderer granting the request shall not be required or permitted to modify its Tender.

19. Tender Security

- 19.1. The Tenderer shall furnish as part of its Tender, either a Tender-Securing Declaration or a Tender Security as specified in the TDS, in original form and, in the case of a Tender Security, in the amount and currency specified in the TDS. A Tender-Securing Declaration shall use the form included in Section IV, Tender Forms.
- 19.2. If a Tender Security is specified pursuant to ITT 19.1, the Tender Security shall be a demand guarantee in any of the following forms at the Tenderer's option:
- i) cash;
 - ii) a bank guarantee;
 - iii) a guarantee by an insurance company registered and licensed by the Insurance Regulatory Authority listed by the Authority;
 - iv) a guarantee issued by a financial institution approved and licensed by the Central Bank of Kenya, from a reputable source, and an eligible country.
- 19.3. If an unconditional bank guarantee is issued by a bank located outside Kenya, the issuing bank shall have a correspondent bank located in Kenya to make it enforceable. The Tender Security shall be valid for thirty (30) days beyond the original validity period of the Tender, or beyond any period of extension if requested under ITT 18.2.
- 19.4. If a Tender Security or Tender-Securing Declaration is specified pursuant to ITT 19.1, any Tender not accompanied by a substantially responsive Tender Security or Tender-Securing Declaration shall be rejected by the Procuring Entity as non-responsive.
- 19.5. If a Tender Security is specified pursuant to ITT 19.1, the Tender Security of unsuccessful Tenderers shall be returned as promptly as possible upon the successful Tenderer's signing the Contract and furnishing the Performance Security and any other documents required in the TDS. The Procuring Entity shall also promptly return the tender security to the tenderers where the procurement proceedings are terminated, all tenders were determined non-responsive or a bidder declines to extend tender validity period.
- 19.6. The Tender Security of the successful Tenderer shall be returned as promptly as possible once the successful Tenderer has signed the Contract and furnished the required Performance Security, and any other documents required in the TDS.
- 19.7. The Tender Security may be forfeited or the Tender-Securing Declaration executed:
- a) if a Tenderer withdraws its Tender during the period of Tender validity specified by the Tenderer on the Form of Tender, or any extension there to provided by the Tenderer; or
 - b) if the successful Tenderer fails to: -
 - i) sign the Contract in accordance with ITT47; or
 - ii) furnish a Performance Security and if required in the TDS, and any other documents required in the TDS.
- 19.8. Where tender securing declaration is executed, the Procuring Entity shall recommend to the PPRA to debar the Tenderer from participating in public procurement as provided in the law.
- 19.9. The Tender Security or the Tender-Securing Declaration of a JV shall be in the name of the JV that submits the Tender. If the JV has not been legally constituted into a legally enfor.C.E.Able JV at the time of tendering, the Tender Security or the Tender-Securing Declaration shall be in the names of all future members as named in the letter of intent referred to in ITT 4.1 and ITT 11.2.
- 19.10. A tenderer shall not issue a tender security to guarantee itself.

20. Format and Signing of Tender

- 20.1. The Tenderer shall prepare one original of the documents comprising the Tender as described in ITT 11 and clearly mark it "ORIGINAL." Alternative Tenders, if permitted in accordance with ITT 13, shall be clearly marked "ALTERNATIVE." In addition, the Tenderer shall submit copies of the Tender, in the number specified in the TDS and clearly mark them "COPY." In the event of any discrepancy between the original and the copies, the original shall prevail.
- 20.2. Tenderers shall mark as "CONFIDENTIAL" all information in their Tenders which is confidential to their business. This may include proprietary information, trade secrets, or commercial or financially sensitive information.

- 20.3. The original and all copies of the Tender shall be typed or written in indelible ink and shall be signed by a person duly authorized to sign on behalf of the Tenderer. This authorization shall consist of a written confirmation as specified in the TDS and shall be attached to the Tender. The name and position held by each person signing the authorization must be typed or printed below the signature. All pages of the Tender where entries or amendments have been made shall be signed or initialed by the person signing the Tender.
- 20.4. In case the Tenderer is a JV, the Tender shall be signed by an authorized representative of the JV on behalf of the JV, and so as to be legally binding on all the members as evidenced by a power of attorney signed by their legally authorized representatives.
- 20.5. Any inter-lineation, erasures, or overwriting shall be valid only if they are signed or initialed by the person signing the Tender.

A. SUBMISSION AND OPENING OF TENDERS

21. Sealing and Marking of Tenders

- 21.1. The Tenderer shall deliver the Tender in a single sealed envelope, or in a single sealed package, or in a single sealed container bearing the name and Reference number of the Tender, addressed to the Procuring Entity and a warning not to open before the time and date for Tender opening date. Within the single envelope, package or container, the Tenderer shall place the following separate, sealed envelopes:
- a) in an envelope or package or container marked "ORIGINAL", all documents comprising the Tender, as described in ITT 11; and
 - b) in an envelope or package or container marked "COPIES", all required copies of the Tender; and
 - c) if alternative Tenders are permitted in accordance with ITT 13, and if relevant:
 - i) in an envelope or package or container marked "ORIGINAL –ALTERNATIVE TENDER", the alternative Tender; and
 - ii) in the envelope or package or container marked "COPIES- ALTERNATIVE TENDER", all required copies of the alternative Tender.

The inner envelopes or packages or containers shall:

- a) bear the name and address of the Procuring Entity,
 - b) bear the name and address of the Tenderer; and
 - c) bear the name and Reference number of the Tender.
- 21.2. If an envelope or package or container is not sealed and marked as required, the Procuring Entity will assume no responsibility for the misplacement or premature opening of the Tender. Tenders misplaced or opened prematurely will not be accepted.

22. Deadline for Submission of Tenders

- 22.1. Tenders must be received by the Procuring Entity at the address specified in the TDS and no later than the date and time also specified in the TDS. When so specified in the TDS, tenderers shall have the option of submitting their Tenders electronically. Tenderers submitting Tenders electronically shall follow the electronic Tender submission procedures specified in the TDS.
- 22.2. The Procuring Entity may, at its discretion, extend the deadline for the submission of Tenders by amending the Tender Documents in accordance with ITT 8, in which case all rights and obligations of the Procuring Entity and Tenderers previously subject to the deadline shall thereafter be subject to the deadline as extended.

23. Late Tenders

The Procuring Entity shall not consider any Tender that arrives after the deadline for submission of tenders, in accordance with ITT 22. Any Tender received by the Procuring Entity after the deadline for submission of Tenders shall be declared late, rejected, and returned unopened to the Tenderer.

24. Withdrawal, Substitution, and Modification of Tenders

- 24.1. A Tenderer may withdraw, substitute, or modify its Tender after it has been submitted by sending a written notice, duly signed by an authorized representative, and shall include a copy of the authorization in accordance with ITT 20.3,

(except that withdrawal notices do not require copies). The corresponding substitution or modification of the Tender must accompany the respective written notice. All notices must be:

- a) prepared and submitted in accordance with ITT 20 and ITT 21 (except that withdrawal notices do not require copies), and in addition, the respective envelopes shall be clearly marked "WITHDRAWAL," "SUBSTITUTION," "MODIFICATION;" and
- b) received by the Procuring Entity prior to the deadline prescribed for submission of Tenders, in accordance with ITT 22.

24.2. Tenders requested to be withdrawn in accordance with ITT 24.1 shall be returned unopened to the Tenderers.

24.3. No Tender may be withdrawn, substituted, or modified in the interval between the deadline for submission of Tenders and the expiration of the period of Tender validity specified by the Tenderer on the Form of Tender or any extension thereof.

25. Tender Opening

25.1. Except in the cases specified in ITT 23 and ITT 24.2, the Procuring Entity shall publicly open and read out all Tenders received by the deadline, at the date, time and place specified in the TDS, in the presence of Tenderers' designated representatives who chooses to attend. Any specific electronic Tender opening procedures required if electronic Tendering is permitted in accordance with ITT 22.1, shall be as specified in the TDS.

25.2. First, envelopes marked "WITHDRAWAL" shall be opened and read out and the envelopes with the corresponding Tender shall not be opened but returned to the Tenderer. No Tender withdrawal shall be permitted unless the corresponding withdrawal notice contains a valid authorization to request the withdrawal and is read out at Tender opening.

25.3. Next, envelopes marked "SUBSTITUTION" shall be opened and read out and exchanged with the corresponding Tender being substituted, and the substituted Tender shall not be opened, but returned to the Tenderer. No Tender substitution shall be permitted unless the corresponding substitution notice contains a valid authorization to request the substitution and is read out at Tender opening.

25.4. Next, envelopes marked "MODIFICATION" shall be opened and read out with the corresponding Tender. No Tender modification shall be permitted unless the corresponding modification notice contains a valid authorization to request the modification and is read out at Tender opening.

25.5. Next, all remaining envelopes shall be opened one at a time, reading out: the name of the Tenderer and whether there is a modification; the total Tender Price, per lot (contract) if applicable, including any discounts and alternative Tenders; the presence or absence of a Tender Security or Tender-Securing Declaration, if required; and any other details as the Procuring Entity may consider appropriate.

25.6. Only Tenders, alternative Tenders and discounts that are opened and read out at Tender opening shall be considered further for evaluation. The Form of Tender and pages of the Bill of Quantities (to be decided on by the tender opening committee) are to be initialed by the members of the tender opening committee attending the opening.

25.7. At the Tender Opening, the Procuring Entity shall neither discuss the merits of any Tender nor reject any Tender (except for late Tenders, in accordance with ITT 23.1).

25.8. The Procuring Entity shall prepare minutes of the Tender Opening that shall include, as a minimum: -

- a) the name of the Tenderer and whether there is a withdrawal, substitution, or modification;
- b) the Tender Price, per lot (contract) if applicable, including any discounts;
- c) any alternative Tenders;
- d) the presence or absence of a Tender Security, if new as required;
- e) number of pages of each tender document submitted.

25.9. The Tenderers' representatives who are present shall be requested to sign the minutes. The omission of a Tenderer's signature on the minutes shall not invalidate the contents and effect of the minutes. A copy of the tender opening register shall be distributed to all Tenderers.

E. EVALUATION AND COMPARISON OF TENDERS

26. Confidentiality

- 26.1. Information relating to the evaluation of Tenders and recommendation of contract award shall not be disclosed to Tenderers or any other persons not officially concerned with the Tender process until information on Intention to Award the Contract is transmitted to all Tenderers in accordance with ITT 43.
- 26.2. Any effort by a Tenderer to influence the Procuring Entity in the evaluation of the Tenders or Contract award decisions may result in the rejection of its tender.
- 26.3. Notwithstanding ITT 26.2, from the time of tender opening to the time of contract award, if a tenderer wishes to contact the Procuring Entity on any matter related to the tendering process, it shall do so in writing.

27. Clarification of Tenders

- 27.1. To assist in the examination, evaluation, and comparison of the tenders, and qualification of the tenderers, the Procuring Entity may, at its discretion, ask any tenderer for a clarification of its tender, given a reasonable time for a response. Any clarification submitted by a tenderer that is not in response to a request by the Procuring Entity shall not be considered. The Procuring Entity's request for clarification and the response shall be in writing. No change, including any voluntary increase or decrease, in the prices or substance of the tender shall be sought, offered, or permitted, except to confirm the correction of arithmetic errors discovered by the Procuring Entity in the evaluation of the tenders, in accordance with ITT 31.
- 27.2. If a tenderer does not provide clarifications of its tender by the date and time set in the Procuring Entity's request for clarification, its Tender may be rejected.

28. Deviations, Reservations, and Omissions

- 28.1. During the evaluation of tenders, the following definitions apply: -
 - a) "Deviation" is a departure from the requirements specified in the tender document;
 - b) "Reservation" is the setting of limiting conditions or withholding from complete acceptance of the requirements specified in the tender document; and
 - c) "Omission" is the failure to submit part or all of the information or documentation required in the Tender document.

29. Determination of Responsiveness

- 29.1. The Procuring Entity's determination of a Tender's responsiveness is to be based on the contents of the tender itself, as defined in ITT 11.
- 29.2. A substantially responsive Tender is one that meets the requirements of the Tender document without material deviation, reservation, or omission. A material deviation, reservation, or omission is one that, if accepted, would:
 - a) Affect in any substantial way the scope, quality, or performance of the Works specified in the Contract;
 - b) limit in any substantial way, inconsistent with the tender document, the Procuring Entity's rights or the tenderer's obligations under the proposed contract;
 - c) if rectified, would unfairly affect the competitive position of other tenderers presenting substantially responsive tenders.
- 29.3. The Procuring Entity shall examine the technical aspects of the tender submitted in accordance with ITT 16, to confirm that all requirements of Section VII, Works' Requirements have been met without any material deviation, reservation or omission.
- 29.4. If a tender is not substantially responsive to the requirements of the tender document, it shall be rejected by the Procuring Entity and may not subsequently be made responsive by correction of the material deviation, reservation, or omission.

30. Non-material Non-conformities

- 30.1. Provided that a tender is substantially responsive, the Procuring Entity may waive any non-conformities in the tender.
- 30.2. Provided that a Tender is substantially responsive, the Procuring Entity may request that the tenderer submit the necessary information or documentation, within a reasonable period of time, to rectify non-material non-conformities in the tender related to documentation requirements. Requesting information or documentation on such non-conformities shall not be related to any aspect of the price of the tender. Failure of the tenderer to comply with the request may result in the rejection of its tender.

30.3. Provided that a tender is substantially responsive, the Procuring Entity shall rectify quantifiable non-material non-conformities related to the Tender Price. To this effect, the Tender Price shall be adjusted, for comparison purposes only, to reflect the price of a missing or non-conforming item or component in the manner specified in the TDS.

31. Arithmetical Errors

31.1. The tender sum as submitted and read out during the tender opening shall be absolute and final and shall not be the subject of correction, adjustment or amendment in any way by any person or entity.

31.2. Provided that the Tender is substantially responsive, the Procuring Entity shall handle errors on the following basis: -

- a) Any error detected if considered a major deviation that affects the substance of the tender, shall lead to disqualification of the tender as non-responsive.
- b) Any errors in the submitted tender arising from a miscalculation of unit price, quantity, subtotal and total bid price shall be considered as a major deviation that affects the substance of the tender and shall lead to disqualification of the tender as non-responsive. and
- c) if there is a discrepancy between words and figures, the amount in words shall prevail

31.3. Tenderers shall be notified of any error detected in their bid during the notification of award.

32. Conversion to Single Currency

For evaluation and comparison purposes, the currency(ies) of the Tender shall be converted in to a single currency as specified in the TDS.

33. Margin of Preference and Reservations

33.1. A margin of preference may be allowed only when the contract is open to international competitive tendering where foreign contractors are expected to participate in the tendering process and where the contract exceeds the value/threshold specified in the Regulations.

33.2. A margin of preference shall not be allowed unless it is specified so in the TDS.

33.3. Contracts procured on basis of international competitive tendering shall not be subject to reservations exclusive to specific groups as provided in ITT 33.4.

33.4. Where it is intended to reserve a contract to a specific group of businesses (these groups are Small and Medium Enterprises, Women Enterprises, Youth Enterprises and Enterprises of persons living with disability, as the case may be), and who are appropriately registered as such by the authority to be specified in the TDS, a procuring entity shall ensure that the invitation to tender specifically indicates that only businesses or firms belonging to the specified group are eligible to tender. No tender shall be reserved to more than one group. If not so stated in the Invitation to Tender and in the Tender documents, the invitation to tender will be open to all interested tenderers.

34. Nominated Subcontractors

34.1. Unless otherwise stated in the TDS, the Procuring Entity does not intend to execute any specific elements of the Works by subcontractors selected/nominated by the Procuring Entity. In case the Procuring Entity nominates a subcontractor, the subcontract agreement shall be signed by the Subcontractor and the Procuring Entity. The main contract shall specify the working arrangements between the main contractor and the nominated subcontractor.

34.2. Tenderers may propose sub-contracting up to the percentage of total value of contracts or the volume of works as specified in the TDS. Subcontractors proposed by the Tenderer shall be fully qualified for their parts of the Works.

34.3. Domestic subcontractor's qualifications shall not be used by the Tenderer to qualify for the Works unless their specialized parts of the Works were previously designated so by the Procuring Entity in the TDS a scan be met by subcontractors referred to hereafter as 'Specialized Subcontractors', in which case, the qualifications of the Specialized Subcontractors proposed by the Tenderer may be added to the qualifications of the Tenderer.

35. Evaluation of Tenders

35.1 The Procuring Entity shall use the criteria and methodologies listed in this ITT and Section III, Evaluation and Qualification Criteria No other evaluation criteria or methodologies shall be permitted. By applying the criteria and methodologies the Procuring Entity shall determine the Lowest Evaluated Tender in accordance with ITT 40.

35.2 To evaluate a Tender, the Procuring Entity shall consider the following:

- a) price adjustment in accordance with ITT 31.1 (iii); excluding provisional sums and contingencies, if any, but including Daywork items, where priced competitively;

- b) price adjustment due to discounts offered in accordance with ITT 14.4;
 - c) converting the amount resulting from applying (a) and (b) above, if relevant, to a single currency in accordance with ITT 32;
 - d) price adjustment due to quantifiable non material on-conformities in accordance with ITT 30.3; and
 - e) any additional evaluation factors specified in the TDS and Section III, Evaluation and Qualification Criteria.
- 35.3 The estimated effect of the price adjustment provisions of the Conditions of Contract, applied over the period of execution of the Contract, shall not be considered in Tender evaluation.
- 35.4 Where the tender involves multiple lots or contracts, the tenderer will be allowed to tender for one or more lots (contracts). Each lot or contract will be evaluated in accordance with ITT 35.2. The methodology to determine the lowest evaluated tenderer or tenderers base done lot (contract) or based on a combination of lots (contracts), will be specified in Section III, Evaluation and Qualification Criteria. In the case of multiple lots or contracts, tenderer will be required to prepare the Eligibility and Qualification Criteria Form for each Lot.

36. Comparison of tenders

The Procuring Entity shall compare the evaluated costs of all substantially responsive Tenders established in accordance with ITT 35.2 to determine the Tender that has the lowest evaluated cost.

37. Abnormally low tenders and abnormally high tenders

Abnormally Low Tenders

- 37.1 An Abnormally Low Tender is one where the Tender price, in combination with other elements of the Tender, appears so low that it raises material concerns as to the capability of the Tenderer in regards to the Tenderer's ability to perform the Contract for the offered Tender Price or that genuine competition between Tenderers is compromised.
- 37.2 In the event of identification of a potentially Abnormally Low Tender, the Procuring Entity shall seek written clarifications from the Tenderer, including detailed price analyses of its Tender price in relation to the subject matter of the contract, scope, proposed methodology, schedule, allocation of risks and responsibilities and any other requirements of the Tender document.
- 37.3 After evaluation of the price analyses, in the event that the Procuring Entity determines that the Tenderer has failed to demonstrate its capability to perform the Contract for the offered Tender Price, the Procuring Entity shall reject the Tender.

Abnormally high tenders

- 37.4 Abnormally high tender price is one where the tender price, in combination with other constituent elements of the Tender, appears unreasonably too high to the extent that the Procuring Entity is concerned that it (the Procuring Entity) may not be getting value for money or it may be paying too high a price for the contract compared with market prices or that genuine competition between Tenderers is compromised.
- 37.5 In case of a nab normally high price, the Procuring Entity shall make a survey of the market prices, check if the estimated cost of the contract is correct and review the Tender Documents to check if the specifications, scope of work and conditions of contract are contributory to the abnormally high tenders. The Procuring Entity may also seek written clarification from the tenderer on the reason for the high tender price. The Procuring Entity shall proceed as follows:
- a) If the tender price is abnormally high based on wrong estimated cost of the contract, the Procuring Entity may accept or not accept the tender depending on the Procuring Entity's budget considerations.
 - b) If specifications, scope of work and/or conditions of contract are contributory to the abnormally high tender prices, the Procuring Entity shall reject all tenders and may retender for the contract based on revised estimates, specifications, scope of work and conditions of contract, as the case may be.
- 37.6 If the Procuring Entity determines that the Tender Price is abnormally too high because genuine competition between tenderers is compromised (often due to collusion, corruption or other manipulations), the Procuring Entity shall reject all Tenders and shall institute or cause competent Government Agencies to institute an investigation on the cause of the compromise, before retendering.

38. Unbalanced and/ or front-loaded tenders

- 38.1 If in the Procuring Entity's opinion, the Tender that is evaluated as the lowest evaluated price is seriously unbalanced and/or frontloaded, the Procuring Entity may require the Tenderer to provide written clarifications. Clarifications may include detailed price analyses to demonstrate the consistency of the tender prices with the scope of works, proposed methodology, schedule and any other requirements of the Tender document.

- 38.2 After the evaluation of the information and detailed price analyses presented by the Tenderer, the Procuring Entity may as appropriate:
- a) accept the Tender;
 - b) require that the total amount of the Performance Security be increased at the expense of the Tenderer to a level not exceeding a 30% of the Contract Price;
 - c) agree on a payment mode that eliminates the inherent risk of the Procuring Entity paying too much for undelivered works;
 - d) reject the Tender,

39. Qualifications of the tenderer

- 39.1 The Procuring Entity shall determine to its satisfaction whether the eligible Tenderer that is selected as having submitted the lowest evaluated cost and substantially responsive Tender, meets the qualifying criteria specified in Section III, Evaluation and Qualification Criteria.
- 39.2 The determination shall be based upon an examination of the documentary evidence of the Tenderer's qualifications submitted by the Tenderer, pursuant to ITT 17. The determination shall not take into consideration the qualifications of other firms such as the Tenderer's subsidiaries, parent entities, affiliates, subcontractors (other than Specialized Sub-contractors if permitted in the Tender document), or any other firm(s) different from the Tenderer.
- 39.3 An affirmative determination shall be a prerequisite for award of the Contract to the Tenderer. A negative determination shall result in disqualification of the Tender, in which event the Procuring Entity shall proceed to the Tenderer who offers a substantially responsive Tender with the next lowest evaluated price to make a similar determination of that Tenderer's qualifications to perform satisfactorily.

40. Lowest evaluated tender

Having compared the evaluated prices of Tenders, the Procuring Entity shall determine the Lowest Evaluated Tender. The Lowest Evaluated Tender is the Tender of the Tenderer that meets the Qualification Criteria and whose Tender has been determined to be:

- a) Most responsive to the Tender document; and
- b) the lowest evaluated price.

41. Procuring entity's right to accept any tender, and to reject any or all tenders.

The Procuring Entity reserves the right to accept or reject any Tender and to annul the Tender process and reject all Tenders at any time prior to Contract Award, without there by incurring any liability to Tenderers. In case of annulment, all Tenders submitted and specifically, Tender securities, shall be promptly returned to the Tenderers.

F. AWARD OF CONTRACT

42. Award criteria

The Procuring Entity shall award the Contract to the successful tenderer whose tender has been determined to be the Lowest Evaluated Tender.

43. Notice of Intention to Enter into a Contract/Notification of Award

Upon award of the contract and Prior to the expiry of the Tender Validity Period the Procuring Entity shall issue a Notification of Intention to Enter into a Contract/Notification of award to all tenderers which shall contain, at a minimum, the following information:

- a) the name and address of the Tenderer submitting the successful tender;
- b) the Contract price of the successful tender;
- c) a statement of the reason(s) the tender of the unsuccessful tenderer to whom the letter is addressed was unsuccessful, unless the price information in (c) above already reveals the reason;
- d) the expiry date of the Standstill Period; and
- e) instruction son how to request a debriefing and/ or submit a complaint during the stand still period;

44. Stand still Period

- 44.1 The Contract shall not be signed earlier than the expiry of a Standstill Period of 14 days to allow any dissatisfied tender to launch a complaint. Where only one Tender is submitted, the Standstill Period shall not apply.
- 44.2 Where a Standstill Period applies, it shall commence when the Procuring Entity has transmitted to each Tenderer the Notification of Intention to Enter into a Contract with the successful Tenderer.

45. Debriefing by The Procuring Entity

- 45.1 On receipt of the Procuring Entity's Notification of Intention to Enter into a Contract referred to in ITT 43, an unsuccessful tenderer may make a written request to the Procuring Entity for a debriefing on specific issues or concerns regarding their tender. The Procuring Entity shall provide the debriefing within five days of receipt of the request.
- 45.2 Debriefings of unsuccessful Tenderers may be done in writing or verbally. The Tenderer shall bear its own costs of attending such a debriefing meeting.

46. Letter of Award

Prior to the expiry of the Tender Validity Period and upon expiry of the Standstill Period specified in ITT 42.1, upon addressing a complaint that has been filed with in the Standstill Period, the Procuring Entity shall transmit the Letter of Award to the successful Tenderer. The letter of award shall request the successful tenderer to furnish the Performance Security within 21 days of the date of the letter.

47. Signing of Contract

- 47.1 Upon the expiry of the fourteen days of the Notification of Intention to enter in to contract and upon the parties meeting their respective statutory requirements, the Procuring Entity shall send the successful Tenderer the Contract Agreement.
- 47.2 Within fourteen (14) days of receipt of the Contract Agreement, the successful Tenderer shall sign, date, and return it to the Procuring Entity.
- 47.3 The written contract shall be entered into within the period specified in the notification of award and before expiry of the tender validity period.

48. Performance Security

- 48.1 Within twenty-one (21) days of the receipt of the Letter of Award from the Procuring Entity, the successful Tenderer shall furnish the Performance Security and, any other documents required in the TDS, in accordance with the General Conditions of Contract, subject to ITT 38.2 (b), using the Performance Security and other Forms included in Section X, Contract Forms, or another form acceptable to the Procuring Entity. A foreign institution providing a bank guarantee shall have a correspondent financial institution located in Kenya, unless the Procuring Entity has agreed in writing that a correspondent bank is not required.
- 48.2 Failure of the successful Tenderer to submit the above-mentioned Performance Security and other documents required in the TDS or sign the Contract shall constitute sufficient grounds for the annulment of the award and forfeiture of the Tender Security. In that event the Procuring Entity may award the Contract to the Tenderer offering the next Best Evaluated Tender.
- 48.3 Performance security shall not be required for contracts estimated to cost less than the amount specified in the Regulations.

49. Publication of Procurement Contract

Within fourteen days after signing the contract, the Procuring Entity shall publish the awarded contract at its notice boards and websites; and on the Website of the Authority. At the minimum, the notice shall contain the following information:

- a) name and address of the Procuring Entity;
- b) name and reference number of the contract being awarded, a summary of its scope and the selection method used;
- c) the name of the successful Tenderer, the final total contract price, the contract duration;
- d) dates of signature, commencement and completion of contract;
- e) names of all Tenderers that submitted Tenders, and their Tender prices as readout at Tender opening.

50. Procurement related Complaints and Administrative Review

- 50.1 The procedures for making Procurement-related Complaints are as specified in the TDS.
- 50.2 A request for administrative review shall be made in the form provided under contract forms.

SECTION II - TENDER DATA SHEET (TDS)

The following specific data shall complement, supplement, or amend the provisions in the Instructions to Tenderers (ITT). Whenever there is a conflict, the provisions herein shall prevail over those in ITT.

Reference to ITC Clause	PARTICULARS OF APPENDIX TO INSTRUCTIONS TO TENDERS
A. General	
ITT 1.1	<p>The name of the contract is PROPOSED ERECTION AND COMPLETION OF DR. WILLIAM RUTO MULTI-PURPOSE HALL FOR KAPSABET BOYS' HIGH SCHOOL (LABOUR ONLY)</p> <p>The reference number of the Contract is KBHS/MH/01/2026</p> <p>The number and identification of lots (contracts) comprising this Tender is One (1)</p> <p>Lot 1- Name: PROPOSED ERECTION AND COMPLETION OF DR. WILLIAM RUTO MULTI-PURPOSE HALL FOR KAPSABET BOYS HIGH SCHOOL(LABOUR ONLY)</p>
ITT 2.4	The Information made available on competing firms is as follows: NONE
ITT 2.4	<p>The firms that provided consulting services for the contract being tendered for are:</p> <p>Regional Works Office, State Department for Public Works, P.O. Box 53-30100, ELDORET</p> <p>The Roles are defined as follows'-</p> <p>Project Manager - Regional Works Officer Project Architect – Regional Architect Project Quantity Surveyor – Regional Quantity Surveyor Project Structural Engineer – Regional Engineer – Structural Project Electrical Engineer – Regional Electrical Engineer (B.S) Project Mechanical Engineer – Regional Engineer- Mechanical (B.S)</p>
ITT 3.1	Maximum number of members in the Joint Venture (JV) shall be: THREE
B. Contents of Tender Document	
ITT 7.1	<p>(i) The Tenderer will submit any request for clarifications in writing at the Address</p> <p style="text-align: center;">THE PRINCIPAL KAPSABET BOYS' HIGH SCHOOL P.O. BOX 10-30300 – KAPSABET e-mail: Kapsabethigh@gmail.com Tel. No. 0202 030117</p> <p>to reach the Procuring Entity not later than 24th February, 2026</p> <p>(ii) The Procuring Entity shall publish its response at the website: www.kapsabethighschool.sc.ke or www.tenders.go.ke</p>
ITT 7.2	<p>(A) A pre-arranged pretender site visit shall take place at the following date, time and place:</p> <p>Date: NONE</p> <p>Time:</p> <p>Place:</p>
ITT 7.3	The Tenderer will submit any questions in writing, to reach the Procuring Entity not later than Three (3NO.) days before the meeting.

Reference to ITC Clause	PARTICULARS OF APPENDIX TO INSTRUCTIONS TO TENDERS
ITT 7.5	The Procuring Entity's website where Minutes of the pre-Tender meeting and the pre-arranged pretender will be published is www.kapsabethhighschool.sc.ke or www.tenders.go.ke
ITT 9.1	<p>For Clarification of Tender purposes, for obtaining further information and for purchasing tender documents, the Procuring Entity's address is:</p> <p>(1) Name of Procuring Entity: KAPSABET BOYS' HIGH SCHOOL.</p> <p>(2) Physical address for hand Courier Delivery to an office or Tender Box: KAPSABET BOYS' HIGH SCHOOL</p> <p>(3) Postal Address: P.O. BOX 10-30300 – KAPSABET.</p> <p>(4) Insert name, telephone number and e-mail address of the officer to be contacted: THE PRINCIPAL, KAPSABET BOYS' HIGH SCHOOL. e-mail: Kapsabethhigh@gmail.com Tel. No. 0202 030117</p>
C. Preparation of Tenders	
ITT 11.1 (h)	<p>The Tenderer shall submit the following additional documents in its Tender:</p> <p>A. MAIN CONTRACTOR</p> <ol style="list-style-type: none"> 1. Copy of Company Registration Certificates. (Be a registered company incorporated in Kenya under the Companies Act CAP 486). 2. Copy of year current Valid Tax Compliance Certificate, including a copy of the company's PIN 3. Copy of Registration certificate from National Construction Authority (NCA), Category 3 and above in Building works (General Building Contractor). 4. Copy of current Valid Practicing License from National Construction Authority (General Building Contractor). 5. Copy of Current Business License year. 6. Provide Letter of Authority to seek references from tenderer's bank (letter addressed to specific Banks giving authority to Client (Specifying the client's name) to verify the bank statements). 7. Evidence of physical location of office by providing certified copies of premises ownership/lease 8. Copy of CR12 or CR13 from registrar of company's issued in the last six (6) months showing the list of company directors or a copy of IDs for Sole Proprietor. 9. Evidence of Personnel Academic & Professional Qualifications 10. Schedule of ongoing projects of similar nature, complexity or magnitude Evidence in the last 10 years (LPOs, Contracts, letter of award) 11. Schedule of completed projects of similar nature, complexity or magnitude in the last 10 years (LPOs, Contracts, letter of award, completion/handling over certificates) 12. Proof / Evidence of Ownership for all the relevant equipment and transport 13. Audited Financial Reports for the last three (3) years (2023, 2024 & 2025) 14. Evidence of Financial Resources (Cash in hand, lines of credit, overdraft etc) 15. All Tenders must be accompanied by a tender Security of KSh. 500,000.00 <p>B. ELECTRICAL INSTALLATIONS SUBCONTRACTOR:</p> <ol style="list-style-type: none"> 1. Copy of Registration certificate from National Construction Authority (NCA), Category 6 and above in Electrical Installation Works and valid annual practicing license. 2. Bidders must provide Technical Brochures to assess their compliance with technical specifications

Reference to ITC Clause	PARTICULARS OF APPENDIX TO INSTRUCTIONS TO TENDERS
	<p>C. PLUMBING DRAINAGE INSTALLATIONS SUBCONTRACTOR:</p> <ol style="list-style-type: none"> 1. Copy of Registration certificate from National Construction Authority (NCA), Category 6 and above in Plumbing and Drainage Installation Works and valid annual practicing license. 2. Bidders must provide Technical Brochures to assess their compliance with technical specifications.
ITT 13.1	Alternative Tenders shall not be considered.
ITT 13.2	Alternative times for completion shall not be permitted.
ITT 13.4	Alternative technical solutions shall be permitted for the following parts of the Works: <u>Not applicable</u>
ITT 14.5	The prices quoted by the Tenderer shall be: fixed
ITT 15.2 (a)	Foreign currency requirements not allowed.
ITT 18.1	The Tender validity period shall be 154 days.
ITT 18.3	<p>(a) The Number of days beyond the expiry of the initial tender validity period will be 30 days.</p> <p>(b) The Tender price shall be adjusted by the following percentages of the tender price:</p> <p>(i) By nil % of the local currency portion of the Contract price adjusted to reflect local inflation during the period of extension,</p> <p>and</p> <p>(ii) By nil % the foreign currency portion of the Contract price adjusted to reflect the international inflation during the period of extension.</p>
ITT 19.1	<p>Tender shall provide a Tender Security</p> <p>The type of Tender security shall be in the form of a bank guarantee or bankers cheque or insurance guarantee in the amount of KSh. 500,000.00 (from a reputable financial institution and shall be valid for 154 days from date of tender opening).</p>
ITT 20.1	In addition to the original of the Tender, the number of copies is: none
ITT 20.3	The written confirmation of authorization to sign on behalf of the Tenderer shall consist of: The Power of Attorney which demonstrates that the signatory is duly authorized to sign the bid on behalf of the bidder partners. Power of the Attorney shall be signed and stamped by a commissioner of oath.
D. Submission and Opening of Tenders	
ITT 22.1	<p>(A) For Tender submission purposes only, the Procuring Entity's address is:</p> <ol style="list-style-type: none"> (1) Name of Procuring Entity: THE PRINCIPAL, KAPSABET BOYS' HIGH SCHOOL (2) Postal Address: P.O. BOX 10-30300 – KAPSABET (3) Physical address for hand Courier Delivery to an office or Tender Box: KAPSABET BOYS' HIGH SCHOOL (4) Date and time for submission of Tenders: 26th February, 2026 AT 10.00AM (5) Tenders SHALL NOT submit tenders electronically.

Reference to ITC Clause	PARTICULARS OF APPENDIX TO INSTRUCTIONS TO TENDERS
ITT 25.1	<p>The Tender opening shall take place at the time and the address for Opening of Tenders provided below:</p> <p>(1) Name of Procuring Entity: KAPSABET BOYS' HIGH SCHOOL.</p> <p>(2) Physical address for the location: KAPSABET BOYS' HIGH SCHOOL</p> <p>(3) State date and time of tender opening: 26TH FEBRUARY, 2026 AT 11.00AM.</p>
ITT 25.1	<p>If Tenderers are allowed to submit Tenders electronically, they shall follow the electronic tender submission procedures specified below: Not applicable</p>
E. Evaluation, and Comparison of Tenders	
ITT 30.3	<p>The adjustment shall be based on AVERAGE price of the item or component as quoted in other substantially responsive Tenders. If the price of the item or component cannot be derived from the price of other substantially responsive Tenders, the Procuring Entity shall use its best estimate.</p>
TT 32.1	<p>The currency that shall be used for Tender evaluation and comparison purposes only to convert at the selling exchange rate all Tender prices expressed in various currencies into a single currency is: Kenya Shillings (KSh)</p> <p>The source of exchange rate shall be: The Central bank of Kenya (mean rate): But not applicable to this tender.</p> <p>The date for the exchange rate shall be: the deadline date for Submission of the Tenders. But not applicable to this tender.</p> <p>For comparison of Tenders, the Tender Price, corrected pursuant to ITT 31, shall first be broken down into the respective amounts payable in various currencies by using the selling exchange rates specified by the Tenderer in accordance with ITT 15.1.</p> <p>In the second step, the Procuring Entity will convert the amounts in various currencies in which the Tender Price is payable (excluding Provisional Sums but including Daywork where priced competitively) to the single currency identified above at the selling rates established for similar transactions by the authority specified and, on the date, stipulated above.</p>
ITT 33.2	<p>A margin of preference SHALL NOT apply.</p>
ITT 33.4	<p>The invitation to tender is extended to the following group that qualify for Reservations: Not Applicable</p>
ITT 34.1	<p>At this time, the Procuring Entity does not intend to execute certain specific parts of the Works by subcontractors selected in advance.</p>
ITT 34.2	<p>Contractor's may propose subcontracting: Maximum percentage of subcontracting permitted is: 20% of the total contract amount.</p> <p>Tenderers planning to subcontract more than 20% of total volume of work shall specify, in the Form of Tender, the activity (ies) or parts of the Works to be subcontracted along with complete details of the subcontractors and their qualification and experience.</p>
ITT 34.3	<p>The parts of the Works for which the Procuring Entity permits Tenderers to propose Specialized Subcontractors are designated as follows:</p> <ol style="list-style-type: none"> 1. Electrical Installations Subcontractor 2. Mechanical Installations Subcontractor

Reference to ITC Clause	PARTICULARS OF APPENDIX TO INSTRUCTIONS TO TENDERS
	For the above-designated parts of the Works that may require Specialized Subcontractors, the relevant qualifications of the proposed Specialized Subcontractors will be added to the qualifications of the Tenderer for the purpose of evaluation.
ITT 35.2 (e)	Additional requirements apply. These are detailed in the evaluation criteria in Section III, Evaluation and Qualification Criteria.
ITT 48.1	Other documents required in addition to the Performance Security are <u>Insurances (WIBA, Contractor's all risk policy), NCA certificates, works program</u>
ITT 50.1	<p>The procedures for making a Procurement-related Complaint are detailed in the "Notice of Intention to Award the Contract" herein and are also available from the PPRA Website www.ppra.go.ke or email complaints@ppra.go.ke.</p> <p>If a Tenderer wishes to make a Procurement-related Complaint, the Tenderer should submit its complaint following these procedures, in writing (by the quickest means available, that is either by hand delivery or email to:</p> <p>For the attention: The Officer in-charge Title/position: The Officer in-charge Procuring Entity: KAPSABET BOYS' HIGH SCHOOL Email address: Kapsabethigh@gmail.com</p> <p>In summary, a Procurement-related Complaint may challenge any of the following (among others):</p> <ul style="list-style-type: none"> (i) the terms of the Tender Documents; and (ii) the Procuring Entity's decision to award the contract.

SECTION III - EVALUATION AND QUALIFICATION CRITERIA

1.0 GENERAL PROVISIONS

- 1.1.** This section contains the criteria that the Employer shall use to evaluate tender and qualify tenderers. No other factors, methods or criteria shall be used other than specified in this tender document. The Tenderer shall provide all the information requested in the forms included in Section IV, Tendering Forms. The Procuring Entity shall **use the Standard Tender Evaluation Document for Goods and Works** for evaluating Tenders.
- 1.2.** Wherever a Tenderer is required to state a monetary amount, Tenderers should indicate the Kenya Shilling equivalent using the rate of exchange determined as follows:
- For construction turnover or financial data required for each year - Exchange rate prevailing on the last day of the respective calendar year (in which the amounts for that year is to be converted) was originally established.
 - Value of single contract - Exchange rate prevailing on the date of the contract signature.
 - Exchange rates shall be taken from the publicly available source identified in the ITT 14.3. Any error in determining the exchange rates in the Tender may be corrected by the Procuring Entity.

1.3. Evaluation and Contract Award Criteria

The Procuring Entity shall use the criteria and methodologies listed in this Section to evaluate tenders and arrive at the Lowest Evaluated Tender. The tender that(i) meets the qualification criteria, (ii) has been determined to be substantially responsive to the Tender Documents, and (iii) is determined to have the Lowest Evaluated Tender price shall be selected for award of contract.

2.0 PRELIMINARY EXAMINATION FOR DETERMINATION OF RESPONSIVENESS

The Procuring Entity will start by examining all tenders to ensure they meet in all respects the eligibility criteria and other mandatory requirements in the ITT, and that the tender is complete in all aspects in meeting the requirements provided for in the preliminary evaluation criteria outlined below. The Standard Tender Evaluation Report Document for Goods and Works for evaluating Tenders provides very clear guide on how to deal with review of these requirements. Tenders that do not pass the Preliminary Examination will be considered non- responsive and will not be considered further.

A. PRELIMINARY EXAMINATION

Item No.	Preliminary examination	Qualification Requirement	Document To be Completed by Tenderer	For Procuring Entity's Use (Qualification met or Not Met)
	MAIN CONTRACTOR			
1	Certificate of Incorporation/ Registration.	Has produced Valid Copy of certificate of incorporation/ Registration from the registrar of companies/business	Attachment	
2	Form CR12/CR13	Has produced a valid Copy of CR12 from the department of the registrar within the last Six (6) months and National Identity Card(s) for all Directors including for Sole Proprietorship/Partnership.	Attachments	
3	Registration with the National Construction Authority	Registration with the National Construction Authority and current annual contractors practicing license for Building works (NCA 3 and above)	Attachments	
4	Power of attorney	Has produced Written Special Power of Attorney signed and stamped (Exempt in the case of one of directors signing all the relevant documents) (of tender signatory if not director of the company/ partner, signed and stamped by Commissioner of Oaths)	Attachment	
5	Current Business Permit	Has produced a Copy of Current Single Business permit from the County Government	Attachment	

Item No.	Preliminary examination	Qualification Requirement	Document To be Completed by Tenderer	For Procuring Entity's Use (Qualification met or Not Met)
6	Full Address and Contact Details of the Tenderer.	Has produced evidence of physical location of office by providing copies of premises ownership/lease.	Attachments	
7	Form of tender	Dully filled, signed and stamped form of tender prepared in accordance with ITT 12	Form of tender with attachments	
8	Tender Security	Has produced Tender Security in accordance with ITT 19.1: bank guarantee or bankers cheque or insurance guarantee of KSh. 500,000.00(from a reputable financial institution and shall be valid for 154 days from date of tender opening).	Form of tender security (option 1 - Demand bank guarantee or Option 2 – Insurance guarantee)	
9	Letter of authority to seek references from the Tenderer's bankers.	Provide Letter of Authority to seek references from tenderer's bank (letter addressed to specific Banks giving authority to Client (Specifying the client's name) to verify the bank statements).	Attachments	
10	Domestic sub-contract Agreements	Duly signed and stamped agreement dated within the period of tender for this works between the Main contractor and 1. Electrical Installation works subcontractor 2. Mechanical Installation works subcontractor Stating that if the main contractor is awarded the contract, he shall work with the firms as their domestic subcontractors. The agreement must be witnessed by an attorney/advocate (Not necessary if the main contractor is registered for specialist work)	Agreements	
11	Submitted Tender Document	Properly bound, perfect cover, hard cover or case bound (documents submitted in loose or spiral binding will be automatically disqualified) paginated, serialized tender document (each page of the tender submission must have a number and the numbers must be in chronological order). For pagination, Arabic Numerals shall be used, i.e. 1,2,3,.....n (n being the last numerical page of the tender document)	Tender Document in the Prescribed Format	
ELECTRICAL INSTALLATIONS				
1	Certificate of Incorporation/ Registration.	Has produced Valid Copy of certificate of incorporation/ Registration from the registrar of companies/business	Attachment	
2	Form CR12/CR13	Has produced a valid Copy of CR12 from the department of the registrar within the last Six (6) months and National Identity Card(s) for all Directors including for Sole Proprietorship/Partnership.	Attachments	
3	Registration with the National Construction Authority	Registration with the National Construction Authority and current annual contractors practicing license for; 1. Electrical Installations (NCA 6 and above)	Attachments	
4	Technical brochures	Has produced a valid technical Brochures to assess their compliance with technical specifications.	Attachments	
5	Electrical tender document and Bill of Quantities	Domestic sub-contractors must sign and stamp the summary page of their respective specialist works Bill of Quantities on the tender document.	Summary page	
6	EPRA Certificate	Current Certificate for Energy & Petroleum Regulatory Authority (EPRA C1) and current practicing license	Attachments	
MECHANICAL INSTALLATIONS				
1	Certificate of Incorporation/ Registration.	Has produced Valid Copy of certificate of incorporation/ Registration from the registrar of companies/business	Attachment	

Item No.	Preliminary examination	Qualification Requirement	Document To be Completed by Tenderer	For Procuring Entity's Use (Qualification met or Not Met)
2	Form CR12/CR13	Has produced a valid Copy of CR12 from the department of the registrar within the last Six (6) months and National Identity Card(s) for all Directors including for Sole Proprietorship/Partnership.	Attachments	
3	Registration with the National Construction Authority	Registration with the National Construction Authority and current annual contractors practicing license for; Plumbing and Drainage Installations (NCA 6 and above)	Attachments	
4	Technical brochures	Has produced a valid technical Brochures to assess their compliance with technical specifications.	Attachments	
5	Mechanical tender document and Bill of Quantities	Domestic sub-contractors must sign and stamp the summary page of their respective specialist works Bill of Quantities on the tender document.	Summary page	
NB: Tenders that do not pass the Preliminary Examination will be considered non- responsive and will not be considered further.				

3.0 TENDER EVALUATION (ITT 35)

Price evaluation: in addition to the criteria listed in ITT 35.2 (a) – (d) the following criteria shall apply:

- i) Alternative Completion Times, if permitted under ITT13.2, will be evaluated as follows:
- ii) Alternative Technical Solutions for specified parts of the Works, if permitted under ITT 13.4, will be evaluated as follows:
- iii) Other Criteria; if permitted under ITT 35.2(j):

4.0 MULTIPLE CONTRACTS

4.1 Multiple contracts will be permitted in accordance with ITT 35.4. Tenderers are evaluated on basis of Lots and a lowest evaluated tenderer identified for each Lot. The Procuring Entity will select one Option of the two Options listed below for award of Contracts.

OPTION 1

- i) If a tenderer wins only one Lot, the tenderer will be awarded a contract for that Lot, provided the tenderer meets the Eligibility and Qualification Criteria for that Lot.
- ii) If a tenderer wins more than one Lot, the tender will be awarded a contract for all won Lots, provided the tenderer meets the aggregate Eligibility and Qualification Criteria for all the won Lots. The tenderer will be awarded only the combinations for which the tenderer qualifies and the others will be considered for award to second lowest the tenderers.

OPTION2

The Procuring Entity will consider all possible combinations of won Lots [contract(s)] and determine the combination with the lowest evaluated price. Tenders will then be awarded to the Tenderer or Tenderers in the combination provided the tenderer meets the aggregate Eligibility and Qualification Criteria for all the won Lots.

5.0 ALTERNATIVE TENDERS (ITT 13.1)

Alternative Tenders (ITT 13.1)

An alternative if permitted under ITT 3.1, will be evaluated as follows:

The Procuring Entity shall consider Tenders offered for alternatives as specified in Part 2 - Works requirements. Only the technical alternatives, if any, of the Tenderer with the Best Evaluated Tender conforming to the basic technical requirements shall be considered by the Procuring Entity.

6.0 MARGIN OF PREFERENCE

1. If the TDS so specifies, the Procuring Entity will grant a margin of preference of fifteen percent (15%) to be loaded on evaluated prices of the foreign tenderers, where the percentage of shareholding of Kenyan citizens is less than fifty-one percent (51%).
2. Contractors shall be asked to provide, as part of the data for qualification, such information, including details of ownership, as shall be required to determine whether, according to the classification established by the Procuring Entity, a particular contractor or group of contractors qualifies for a margin of preference.
3. After Tenders have been received and reviewed by the Procuring Entity, responsive Tenders shall be assessed to ascertain their percentage of shareholding of Kenyan citizens. Responsive tenders shall be classified into the following groups:
 - i) Group A: tenders offered by Kenyan Contractors and other Tenderers where Kenyan citizens hold shares of over fifty one percent (51%).
 - ii) Group B: tenders offered by foreign Contractors and other Tenderers where Kenyan citizens hold shares of less than fifty one percent (51%).
4. All evaluated tenders in each group shall, as a first evaluation step, be compared to determine the lowest tender, and the lowest evaluated tender in each group shall be further compared with each other. If, as a result of this comparison, a tender from Group A is the lowest, it shall be selected for the award of contract. If a tender from Group B is the lowest, an amount equal to the percentage indicated in Item 6.1 of the respective tender price, including unconditional discounts and excluding provisional sums and the cost of day works, if any, shall be added to the evaluated price offered in each tender from Group B. All tenders shall then be compared using new prices with added prices to Group B and the lowest evaluated tender from Group A. If the tender from Group A is still the lowest tender, it shall be selected for award. If not, the lowest evaluated tender from Group B based on the first evaluation price shall be selected.

7.0 POST QUALIFICATION AND CONTRACT AWARD (ITT 39), MORE SPECIFICALLY,

- a) In case the tender was subject to post-qualification, the contract shall be awarded to the lowest evaluated tenderer, subject to confirmation of pre-qualification data, if so required.
- b) In case the tender was not subject to post-qualification, the tender that has been determined to be the lowest evaluated tenderer shall be considered for contract award, subject to meeting each of the following conditions.
 - i) The Tenderer shall demonstrate that it has access to, or has available, liquid assets, unencumbered real assets, lines of credit, and other financial means (independent of any contractual advance payment) sufficient to meet the construction cash flow of Kenya Shillings
 - ii) Minimum average annual construction turnover of Kenya Shillings [insert amount], equivalent calculated as total certified payments received for contracts in progress and/or completed within the last [insert of year] years.
 - iii) At least (insert number) of contract(s) of a similar nature executed within Kenya, or the East African Community or a broad, that have been satisfactorily and substantially completed as a prime contractor, or joint venture member or sub-contractor each of minimum value Kenya shillings equivalent.
 - iv) Contractor's Representative and Key Personnel, which are specified as
 - v) Contractors key equipment listed on the table "Contractor's Equipment" below and more specifically listed as [specify requirements for each lot as applicable]
 - vi) Other conditions depending on their seriousness.

a) History of non-performing contracts:

Tenderer and each member of JV in case the Tenderer is a JV, shall demonstrate that Non- performance of a contract did not occur because of the default of the Tenderer, or the member of a JV in the last (specify years). The required information shall be furnished in the appropriate form.

b) Pending Litigation

Financial position and prospective long-term profit ability of the Single Tenderer, and in the case the Tenderer is a JV, of each member of the JV, shall remain sound according to criteria established with respect to Financial Capability under Paragraph (i) above if all pending litigation will be resolved against the Tenderer. Tenderer shall provide information on pending litigations in the appropriate form.

c) Litigation History

There shall be no consistent history of court/arbitral award decisions against the Tenderer, in the last (specify years). All parties to the contract shall furnish the information in the appropriate form about any litigation or arbitration resulting from contracts completed or on going under its execution over the years specified. A consistent history of awards against the Tenderer or any member of a JV may result in rejection of the tender

B. TECHNICAL EVALUATION/QUALIFICATION FORM

1	2	3	4	5
Item No.	Qualification Subject	Qualification Requirement	Document To be Completed by Tenderer	For Procuring Entity's Use (Qualification met or Not Met)
1	Nationality	Nationality in accordance with ITT 3.6	Forms ELI – 1.1 and 1.2, with attachments	
2	Tax Obligations for Kenyan Tenderers	Has produced a current tax clearance certificate or tax exemption certificate issued by Kenya Revenue Authority in accordance with ITT 3.14.	Attachment	
3	Conflict of Interest	No conflicts of interest in accordance with ITT 3.3	Form of Tender	
4	PPRA Eligibility	Not having been declared ineligible by the PPRA as described in ITT 3.7	Form of Tender	
5	State- owned Enterprise	Meets conditions of ITT 3.8	Forms ELI – 1.1 and 1.2, with attachments	
6	Goods, equipment and services to be supplied under the contract	To have their origin in any country that is not determined ineligible under ITT 4.1	Forms ELI – 1.1 and 1.2, with attachments	
7	History of Non-Performing Contracts	Non-performance of a contract did not occur as a result of contractor default since 1st January 2015	Form CON-2	
8	Suspension Based on Execution of Tender/Proposal Securing Declaration by the Procuring Entity	Not under suspension based on-execution of a Tender/Proposal Securing Declaration pursuant to ITT 19.9	Form of Tender	
9	Pending Litigation	Tender's financial position and prospective long-term profitability still sound according to criteria established in 3.1 and assuming that all pending litigation will NOT be resolved against the Tenderer.	Form CON – 2	
10	Litigation History	No consistent history of court/arbitral award decisions against the Tenderer since 1st January 2015	Form CON – 2	
11	Financial Capabilities	<p>(i) The Tenderer shall demonstrate that it has access to, or has available, liquid assets, unencumbered real assets, lines of credit, and other financial means (independent of any contractual advance payment) sufficient to meet the construction cash flow requirements estimated as Kenya Shillings 25,000,000.00 (TWENTY-FIVE MILLION) equivalent for the subject contract(s) net of the Tenderer's other commitments.</p> <p>(ii) The Tenderers shall also demonstrate, to the satisfaction of the Procuring Entity, that it has adequate sources of finance to meet the cash flow requirements on works currently in progress and for future contract commitments.</p> <p>(iii) The audited balance sheets or, if not required by the laws of the Tenderer's country, other financial statements acceptable to the Procuring Entity, for the last THREE (3NO.) (2023, 2024 & 2025) years shall be submitted and must demonstrate the current soundness of the Tenderer's financial position and indicate its prospective long-term profitability.</p>	Form FIN – 3.1, with attachments	

1	2	3	4	5
Item No.	Qualification Subject	Qualification Requirement	Document To be Completed by Tenderer	For Procuring Entity's Use (Qualification met or Not Met)
12	Average Annual Construction Turnover	Minimum average annual construction turnover of Kenya Shillings 500,000,000.00 (FIVE HUNDRED MILLION) equivalent calculated as total certified payments received for contracts in progress and/or completed within the last THREE (3NO.) years, divided by THREE (3NO.) years	Form FIN – 3.2	
13	General Construction Experience	Experience under construction contracts in the role of prime contractor, JV member, sub-contractor, or management contractor for at least the last TEN (10 NO.) years, starting 1st January 2015	4. Form EXP – 4.1 Experience	
14	Specific Construction & Contract Management Experience	<p>A minimum number of THREE (3NO.) similar contracts (MAIN WORKS) specified below that have been satisfactorily and substantially completed as a prime contractor, joint venture member, management contractor or sub-contractor between 1st January 2015 and tender submission deadline i.e. THREE (3NO.) contracts, each of minimum value Kenya shillings 150,000.000.00 (ONE HUNDRED AND FIFTY MILLION) equivalent.</p> <p>A minimum number of TWO (2NO.) similar contracts for</p> <ol style="list-style-type: none"> 1. ELECTRICAL INSTALLATIONS 2. PLUMBING & DRAINAGE INSTALLATIONS <p>specified below that have been satisfactorily and substantially completed as a prime contractor, joint venture member, management contractor or sub-contractor between 1st January 2014 and tender submission deadline i.e. TWO (2NO.) contracts, each of minimum value Kenya shillings 10,000.000.00 (TEN MILLION) equivalent.</p> <p>a) Letters of Award or, b) Signed Contract and Completion Certificate for the respective projects. or If project is ongoing it must be at least 80% complete. Bidder to attach copies of interim payment certificates.</p> <p>[In case the Works are to be tender as individual contracts under multiple contract procedure, the minimum number of contracts required for purposes of evaluating qualification shall be selected from the options mentioned in ITT 35.4] The similarity of the contracts shall be based on the following: [Based on Section VII, Scope of Works, specify the minimum key requirements in terms of physical size, complexity, construction method, technology and/or other characteristics including part of the requirements that may be met by specialized subcontractors, if permitted in accordance with ITT 34.3]</p>	Form EXP 4.2(a)	

1	2	3	4	5
Item No.	Qualification Subject	Qualification Requirement	Document To be Completed by Tenderer	For Procuring Entity's Use (Qualification met or Not Met)
15	Contractors key equipment	<p><u>Main Works</u></p> <ol style="list-style-type: none"> 1. Tipper Truck (20ton) - 2No. 2. Excavator/Backhoe – 1No. 3. Concrete mixer (1Ton) and vibrator – 1No. 4. 5000L Water bowser – 1No. 5. Tower crane – 1NO. <p><u>Electrical/Mechanical</u></p> <ol style="list-style-type: none"> 6. Electrical tool kit – 1 No. 7. Pressure testing Machine 1.No. <p>Notes</p> <ul style="list-style-type: none"> • If the equipment is owned, must provide CLEAR copies of logbook or proof of ownership. • If the equipment is leased, bidder must provide current proposals/evidence for timely acquisition or own, lease, hire, etc. Clearly indicating Source and Contacts for the firms if equipment are under lease) • The equipment listed shall be available on site when required 	Form EQU: Equipment	
16	Contractor's Representative and Key Personnel	<ol style="list-style-type: none"> 1. Site Agent Minimum qualifications and technical experience <ol style="list-style-type: none"> a. Degree in Civil and Structural Engineering/Architecture/Quantity Survey(MANDATORY) b. Registered Professional with the respective registration bodies Engineers Board of Kenya (EBK) or Board of Registration of Architects and Quantity Surveyors (BORAQS) etc with a valid practicing license (MANDATORY) c. Specific experience on Construction of building works –10 years. 2. Foreman (1No each for Building/electrical/mechanical) Minimum qualifications and technical experience <ol style="list-style-type: none"> a. Diploma in relevant field b. Registration with Kenya Engineering Technology Registration Board (KETRB) c. Experience - 10 years 	Form PER -1 & Form PER -2	

		3. Technicians (1No each for Building/electrical/mechanical) Minimum qualifications and technical experience <ul style="list-style-type: none"> a. Certificate in relevant field b. Registration with Kenya Engineering Technology Registration Board (KETRB) c. Experience - 5 years 		
--	--	--	--	--

1	2	3	4	5
Item No.	Qualification Subject	Qualification Requirement	Document To be Completed by Tenderer	For Procuring Entity's Use (Qualification met or Not Met)
		Note: Certified copies of certificates to be provided as evidence.		
17	Work Methodology & Programme of Works	Submit a brief Work methodology highlighting how the works will be undertaken and Programme of Works indicating timelines for completion.	<ul style="list-style-type: none"> a) Technical approach and methodology to detail b) Work plan/Program of Works (PoW) that is within the stipulated period for undertaking the works 	
18	Compliance To Technical Specifications for Electrical Installations	<p>On compliance with Technical Specifications, bidders shall supply equipment/items which comply with the technical specifications set out in the bid document. In this regard, the bidders will be required to submit relevant technical brochures / catalogues with the tender document, highlighting (using a mark-pen or highlighter) the Catalogue Number/model of the proposed items. Such brochures/catalogues should indicate comprehensive relevant data of the proposed equipment/items which should include but not limited to the following:</p> <ul style="list-style-type: none"> (i) Standards of manufacture; (ii) Performance ratings/characteristics; (iii) Material of manufacture; (iv) Electrical power ratings; and (v) All other requirements as indicated in the technical specifications of the bid. 	c) Bidders must provide Technical Brochures to assess their technical compliance with these specifications.	

18	Compliance with technical specifications	Compliance with technical specifications	<ul style="list-style-type: none"> • Has submitted relevant technical brochure/catalogues • Has highlighted the Catalogue Number • Has matched the product issued on the attached letter of authority from manufacturer 	
----	--	--	--	--

1	2	3	4	5
Item No.	Qualification Subject	Qualification Requirement	Document To be Completed by Tenderer	For Procuring Entity's Use (Qualification met or Not Met)
			<ul style="list-style-type: none"> • Fulfill the tender specifications in terms of Standards of manufacture; Performance ratings/characteristics; Material of manufacture; Electrical power ratings; and function. 	

Note: - Only tenderers who fully meet the technical evaluation stage requirements shall proceed to financial evaluation. The rest shall stand disqualified. - This requirement also applies to contracts executed by the Bidder as JV member.

C. FINANCIAL EVALUATION CRITERIA No. FINANCIAL EVALUATION MUST COMPLY

Upon completion of the technical evaluation, bidders who qualify will be submitted to a detailed financial evaluation involving checking of the consistency of tender rates and any arithmetic errors in the submitted tender as per the criteria listed in ITT 31.0, ITT 37.0, ITT 38.0 and its sub paragraphs. Recommendation for award of Contract shall done to the Lowest Evaluated Tender, subject to Post Qualification Evaluation.

D. POST QUALIFICATION:

The procuring entity may conduct due diligence for the purpose of satisfying itself that the information provided by the lowest evaluated tender is accurate. The lowest evaluated tender shall be rejected if misrepresentation of information or facts is detected during post qualification evaluation.

Tender Award The tender will be awarded to the lowest evaluated responsive bidder who is determined to be qualified to perform the contract satisfactorily. The tenderer must have met all the tender requirements including the scope of work, terms of reference and technical specs.

SECTION IV - TENDERING FORMS

QUALIFICATION FORMS

1. FOREIGN TENDERERS 40%RULE

Pursuant to ITT 3.9, a foreign tenderer must complete this form to demonstrate that the tender fulfils this condition.

Item	Description Of Work Item	Describe Source	Location	Of	Cost in K.Shillings	Comments, If Any
A	Local Labor					
1						
2						
3						
4						
5						
B	Sub contracts from Local sources					
1						
2						
3						
4						
5						
C	Local materials					
1						
2						
3						
4						
5						
D	Use of Local Plant and Equipment					
1						
2						
3						
4						
5						
E	Add any other items					
1						
2						
3						
4						
5						
6						
	TOTAL COST LOCAL CONTENT				XXXXX	
	PERCENTAGE OF CONTRACT PRICE					

2. **FORMEQU: EQUIPMENT**

The Tenderer shall provide adequate information to demonstrate clearly that it has the capability to meet the requirements for the key equipment listed in Section III, Evaluation and Qualification Criteria. A separate Form shall be prepared for each item of equipment listed, or for alternative equipment proposed by the Tenderer.

Item of equipment		
Equipment information	Name of manufacturer	Model and power rating
	Capacity	Year of manufacture
Current status	Current location	
	Details of current commitments	
Source	Indicate source of the equipment <input type="checkbox"/> Owned <input type="checkbox"/> Rented <input type="checkbox"/> Leased <input type="checkbox"/> Specially manufactured	

Omit the following information for equipment owned by the Tenderer.

Owner	Name of owner	
	Address of owner	
	Telephone	Contact name and title
	Fax	Telex
Agreements	Details of rental / lease / manufacture agreements specific to the project	

3. **FORM PER -1**

Contractor's Representative and Key Personnel Schedule

Tenderers should provide the names and details of the suitably qualified Contractor's Representative and Key Personnel to perform the Contract. The data on their experience should be supplied using the Form PER-2 below for each candidate.

Contractor' Representative and Key Personnel

1	Title of position: Contractor's Representative	
	Name of candidate:	
	Duration of appointment:	[insert the whole period (start and end dates) for which this position will be engaged]
	Time commitment: for this position:	[insert the number of days/week/months/ that has been scheduled for this position]
	Expected time schedule for this position:	[insert the expected time schedule for this position (e.g. attach high level Gantt chart)]
2	Title of position: [_____]	
	Name of candidate:	
	Duration of appointment:	[insert the whole period (start and end dates) for which this position will be engaged]
	Time commitment: for this position:	[insert the number of days/week/months/ that has been scheduled for this position]
	Expected time schedule for this position:	[insert the expected time schedule for this position (e.g. attach high level Gantt chart)]
3	Title of position: [_____]	
	Name of candidate:	
	Duration of appointment:	[insert the whole period (start and end dates) for which this position will be engaged]
	Time commitment: for this position:	[insert the number of days/week/months/ that has been scheduled for this position]
	Expected time schedule for this position:	[insert the expected time schedule for this position (e.g. attach high level Gantt chart)]
4	Title of position: [_____]	
	Name of candidate:	
	Duration of appointment:	[insert the whole period (start and end dates) for which this position will be engaged]
	Time commitment: for this position:	[insert the number of days/week/months/ that has been scheduled for this position]
	Expected time schedule for this position:	[insert the expected time schedule for this position (e.g. attach high level Gantt chart)]
5	Title of position: [insert title]	
	Name of candidate	
	Duration of appointment:	[insert the whole period (start and end dates) for which this position will be engaged]
	Time commitment: for this position:	[insert the number of days/week/months/ that has been scheduled for this position]
	Expected time schedule for this position:	[insert the expected time schedule for this position (e.g. attach high level Gantt chart)]

4. FORM PER - 2:

Resume and Declaration - Contractor's Representative and Key Personnel.

Name of Tenderer

Position [#1]: [title of position from Form PER-1]
--

Personnel information	Name:	Date of birth:
	Address:	E-mail:
	Professional qualifications:	
	Academic qualifications:	
	Language proficiency: [language and levels of speaking, reading and writing skills]	
Details	Address of Procuring Entity:	
	Telephone:	Contact (manager / personnel officer):
	Fax:	
	Job title:	Years with present Procuring Entity:

Summarize professional experience in reverse chronological order. Indicate particular technical and managerial experience relevant to the project.

Project	Role	Duration of involvement	Relevant experience
[main project details]	[role and responsibilities on the project]	[time in role]	[describe the experience relevant to this position]

Declaration

I, the undersigned [insert either "Contractor's Representative" or "Key Personnel" as applicable], certify that to the best of my knowledge and belief, the information contained in this Form PER-2 correctly describes myself, my qualifications and my experience.

I confirm that I am available as certified in the following table and throughout the expected time schedule for this position as provided in the Tender:

Commitment	Details
Commitment to duration of contract:	[insert period (start and end dates) for which this Contractor's Representative or Key Personnel is available to work on this contract]
Time commitment:	[insert period (start and end dates) for which this Contractor's Representative or Key Personnel is available to work on this contract]

I understand that any misrepresentation or omission in this Form may:

- a) be taken into consideration during Tender evaluation;
- b) result in my disqualification from participating in the Tender;
- c) result in my dismissal from the contract.

Name of Contractor's Representative or Key Personnel: [insert name]

Signature: _____

Date: (day month year): _____

Countersignature of authorized representative of the Tenderer:

Signature: _____

Date: (day month year): _____

5. TENDERERS QUALIFICATION WITHOUT PREQUALIFICATION

To establish its qualifications to perform the contract in accordance with Section III, Evaluation and Qualification Criteria the Tenderer shall provide the information requested in the corresponding Information Sheets included hereunder.

5.1 FORM ELI -1.1

Tenderer Information Form

Date:.....

ITT No. and title:.....

Tenderer's name
In case of Joint Venture (JV), name of each member:
Tenderer's actual or intended country of registration: [indicate country of Constitution]
Tenderer's actual or intended year of incorporation:
Tenderer's legal address [in country of registration]:
Tenderer's authorized representative information Name: _____ Address: _____ Telephone/Fax numbers: _____ E-mail address: _____
1. Attached are copies of original documents of <input type="checkbox"/> Articles of Incorporation (or equivalent documents of constitution or association), and/or documents of registration of the legal entity named above, in accordance with ITT 3.6 <input type="checkbox"/> In case of JV, letter of intent to form JV or JV agreement, in accordance with ITT 3.5 <input type="checkbox"/> In case of state-owned enterprise or institution, in accordance with ITT 3.8, documents establishing: <ul style="list-style-type: none">• Legal and financial autonomy• Operation under commercial law <ol style="list-style-type: none">1. Establishing that the Tenderer is not under the supervision of the Procuring Entity2. Included are the organizational chart and a list of Board of Directors

5.2 **FORM ELI -1.2**

Tenderer's JV Information Form

(to be completed for each member of Tenderer's JV)

Date:.....

ITT No. and title:.....

Tenderer's JV name:
JV member's name:
JV member's country of registration:
JV member's year of constitution:
JV member's legal address in country of constitution:
JV member's authorized representative information Name: _____ Address: _____ Telephone/Fax numbers: _____ E-mail address: _____
1. Attached are copies of original documents of <input type="checkbox"/> Articles of Incorporation (or equivalent documents of constitution or association), and/or registration documents of the legal entity named above, in accordance with ITT 3.6. <input type="checkbox"/> In case of a state-owned enterprise or institution, documents establishing legal and financial autonomy, operation in accordance with commercial law, and that they are not under the supervision of the Procuring Entity, in accordance with ITT 3.5.
2. Included are the organizational chart and a list of Board of Directors.

5.3 FORM CON –2

Historical Contract Non-Performance, Pending Litigation and Litigation History

Tenderer's Name:.....

Date:.....

JV Member's Name.....

ITT No. and title:.....

Non-Performed Contracts in accordance with Section III, Evaluation and Qualification Criteria			
<input type="checkbox"/> Contract non-performance did not occur since 1st January [insert year] specified in Section III, Evaluation and Qualification Criteria, Sub-Factor 2.1.			
<input type="checkbox"/> Contract(s) not performed since 1st January [insert year] specified in Section III, Evaluation and Qualification Criteria, requirement 2.1			
<input type="checkbox"/> Contract(s) withdrawn since 1st January [insert year] specified in Section III, Evaluation and Qualification Criteria, requirement 2.1			
Year	Non- performed portion of contract	Contract Identification	Total Contract Amount (current value, currency, exchange rate and Kenya Shilling equivalent)
[insert year]	[insert amount and percentage]	Contract Identification: [indicate complete contract name/ number, and any other identification] Name of Procuring Entity: [insert full name] Address of Procuring Entity: [insert street/city/country] Reason(s) for nonperformance: [indicate main reason(s)]	[insert amount]
Pending Litigation, in accordance with Section III, Evaluation and Qualification Criteria			
<input type="checkbox"/> No pending litigation in accordance with Section III, Evaluation and Qualification Criteria, Sub-Factor 2.3			
<input type="checkbox"/> Pending litigation in accordance with Section III, Evaluation and Qualification Criteria, Sub-Factor 2.3 as indicated below.			

Year of dispute	Amount in dispute (currency)	Contract Identification	Total Contract Amount (currency), Kenya Shilling Equivalent (exchange rate)
		Contract Identification: _____ Name of Procuring Entity: _____ Address of Procuring Entity: _____ Matter in dispute: _____ Party who initiated the dispute: _____ Status of dispute: _____	
		Contract Identification: _____ Name of Procuring Entity: _____ Address of Procuring Entity: _____ Matter in dispute: _____ Party who initiated the dispute: _____ Status of dispute: _____	
Litigation History in accordance with Section III, Evaluation and Qualification Criteria			
<input type="checkbox"/> No Litigation History in accordance with Section III, Evaluation and Qualification Criteria, Sub-Factor 2.4.			

Year of dispute	Amount in dispute (currency)	Contract Identification	Total Contract Amount (currency), Kenya Shilling Equivalent (exchange rate)
<input type="checkbox"/> Litigation History in accordance with Section III, Evaluation and Qualification Criteria, Sub-Factor 2.4 as indicated below.			
[insert year]	[insert percentage]	Contract Identification: [indicate complete contract name, number, and any other identification] Name of Procuring Entity: [insert full name] Address of Procuring Entity: [insert street/city/country] Matter in dispute: [indicate main issues in dispute] Party who initiated the dispute: [indicate "Procuring Entity" or "Contractor"] Reason(s) for Litigation and award decision [indicate main reason(s)]	[insert amount]

Include details relating to potential bid-rigging practices such as previous occasions where tenders were withdrawn, joint bids with competitors, subcontracting work to unsuccessful tenderers, etc.

5.4 FORM FIN – 3.1:

Financial Situation and Performance

Tenderer's Name:.....

Date:.....

JV Member's Name.....

ITT No. and title:.....

5.4.1. Financial Data

Type of Financial information in _____ (currency)	Historic information for previous _____ years, (amount in currency, currency, exchange rate*, USD equivalent)				
	Year 1	Year 2	Year 3	Year 4	Year 5
Statement of Financial Position (Information from Balance Sheet)					
Total Assets (TA)					
Total Liabilities (TL)					
Total Equity/Net Worth (NW)					
Current Assets (CA)					
Current Liabilities (CL)					
Working Capital (WC)					
Information from Income Statement					
Total Revenue (TR)					
Profits Before Taxes (PBT)					
Cash Flow Information					
Cash Flow from Operating Activities					

*Refer to ITT 15 for the exchange rate

5.4.2 Sources of Finance

Specify sources of finance to meet the cash flow requirements on works currently in progress and for future contract commitments.

No.	Source of finance	Amount (Kenya Shilling equivalent)
1		
2		
3		

5.4.3 Financial documents

The Tenderer and its parties shall provide copies of financial statements for _____ years pursuant Section III, Evaluation and Qualifications Criteria, Sub-factor 3.1. The financial statements shall:

- (a) reflect the financial situation of the Tenderer or in case of JV member, and not an affiliated entity (such as parent company or group member).
- (b) be independently audited or certified in accordance with local legislation.
- (c) be complete, including all notes to the financial statements.
- (d) correspond to accounting periods already completed and audited.

Attached are copies of financial statements¹ for the _____ years required above; and complying with the requirements

¹ If the most recent set of financial statements is for a period earlier than 12 months from the date of Tender, the reason for this should be justified.

Average Annual Construction Turnover

Tenderer's Name:.....

Date:.....

JV Member's Name.....

ITT No. and title:.....

		Annual turnover data (construction only)	
Year	Amount Currency	Exchange rate	Kenya Shilling equivalent
[indicate year]	[insert amount and indicate currency]		
Average Annual Construction Turnover *			

* See Section III, Evaluation and Qualification Criteria, Sub-Factor 3.2.

Financial Resources

Specify proposed sources of financing, such as liquid assets, unencumbered real assets, lines of credit, and other financial means, net of current commitments, available to meet the total construction cash flow demands of the subject contract or contracts as specified in Section III, Evaluation and Qualification Criteria

Financial Resources		
No.	Source of financing	Amount (Kenya Shilling equivalent)
1		
2		
3		

5.7 FORM FIN – 3.4:

Current Contract Commitments / Works in Progress

Tenderers and each member to a JV should provide information on their current commitments on all contracts that have been awarded, or for which a letter of intent or acceptance has been received, or for contracts approaching completion, but for which an unqualified, full completion certificate has yet to be issued.

Current Contract Commitments						
No.	Name of Contract	Procuring Entity's Contact Address, Tel,	Value Outstanding of Work [Current Kenya Shilling /month Equivalent]	Estimated Completion Date	Average Invoicing Last Six [Kenya Shilling /month]	Monthly Over Months Shilling
1						
2						
3						
4						
5						

5.8 FORM EXP - 4.1

General Construction Experience

Tenderer's Name:.....

Date:.....

JV Member's Name.....

ITT No. and title:.....

Page _____ of _____ pages

Starting Year	Ending Year	Contract Identification	Role of Tenderer
		Contract name: _____ Brief Description of the Works performed by the Tenderer: _____ Amount of contract: _____ Name of Procuring Entity: _____ Address: _____	
		Contract name: _____ Brief Description of the Works performed by the Tenderer: _____ Amount of contract: _____ Name of Procuring Entity: _____ Address: _____	
		Contract name: _____ Brief Description of the Works performed by the Tenderer: _____ Amount of contract: _____ Name of Procuring Entity: _____ Address: _____	

5.9 **FORM EXP - 4.2(a)**

Specific Construction and Contract Management Experience

Tenderer's Name:.....

Date:.....

JV Member's Name.....

ITT No. and title:.....

Similar Contract No.	Information			
Contract Identification				
Award date				
Completion date				
Role in Contract	Prime Contractor <input type="checkbox"/>	Member JV <input type="checkbox"/>	in Management Contractor <input type="checkbox"/>	Sub- contractor <input type="checkbox"/>
Total Contract Amount	Kenya Shilling			
If member in a JV or sub-contractor, specify participation in total Contract amount				
Procuring Entity's Name:				
Address: Telephone/fax number E-mail:				

5.9 **FORM EXP - 4.2(a)**

Specific Construction and Contract Management Experience

Tenderer's Name:.....

Date:.....

JV Member's Name.....

ITT No. and title:.....

Similar Contract No.	Information			
Contract Identification				
Award date				
Completion date				
Role in Contract	Prime Contractor <input type="checkbox"/>	Member JV <input type="checkbox"/>	in Management Contractor <input type="checkbox"/>	Sub- contractor <input type="checkbox"/>
Total Contract Amount	Kenya Shilling			
If member in a JV or sub-contractor, specify participation in total Contract amount				
Procuring Entity's Name:				
Address: Telephone/fax number E-mail:				

5.9 FORM EXP - 4.2 (a) (cont.)

Specific Construction and Contract Management Experience (cont.)

Similar Contract No.	Information
Description of the similarity in accordance with Sub-Factor 4.2(a) of Section III:	
1. Amount	
2. Physical size of required works items	
3. Complexity	
4. Methods/Technology	
5. Construction rate for key activities	
6. Other Characteristics	

5.10 FORM EXP - 4.2(b)

Construction Experience in Key Activities

Tenderer's Name:.....
 Date:.....
 JV Member's Name.....
 Sub-contractor's Name² (as per ITT 34):
 ITT No. and title:.....

All Sub-contractors for key activities must complete the information in this form as per ITT 34 and Section III, Evaluation and Qualification Criteria, Sub-Factor 4.2.

1. Key Activity No One:

Information				
Contract Identification				
Award date				
Completion date				
Role in Contract	Prime Contractor <input type="checkbox"/>	Member JV <input type="checkbox"/>	in Management Contractor <input type="checkbox"/>	Sub-contractor <input type="checkbox"/>
Total Contract Amount				Kenya Shilling
Quantity (Volume, number or rate of production, as applicable) performed under the contract per year or part of the year	Total quantity in the contract (i)	Percentage participation (ii)	Actual Quantity Performed (i) x (ii)	
Year 1				
Year 2				
Year 3				
Year 4				
Procuring Entity's Name:				
Address: Telephone/fax number E-mail:				

² If applicable

	Information
Description of the key activities in accordance with Sub-Factor 4.2(b) of Section III:	

2. Activity No. Two

3.

OTHER FORMS

6. FORM OF TENDER

(Amended and issued pursuant to PPRA CIRCULAR No. 02/2022)

INSTRUCTIONS TO TENDERERS

- i) All italicized text is to help the Tenderer in preparing this form.
- ii) The Tenderer must prepare this Form of Tender on stationery with its letterhead clearly showing the Tenderer's complete name and business address. Tenderers are reminded that this is a mandatory requirement.
- iii) Tenderer must complete and sign CERTIFICATE OF INDEPENDENT TENDER DETERMINATION and the SELF DECLARATION FORMS OF THE TENDERER as listed under (xxii) below.

Date of this Tender submission.....[insert date (as day, month and year) of Tender submission]

Tender Name and Identification[insert identification]

Alternative No.: [insert identification No if this is a Tender for an alternative]

To: [Insert complete name of Procuring Entity]

Date of this Tender submission: [insert date (as day, month and year) of Tender submission]

Request for Tender No.: [insert identification]

Name and description of Tender [Insert as per ITT)

Alternative No.: [insert identification No if this is a Tender for an alternative]

To: [insert complete name of Procuring Entity]

Dear Sirs,

1. In accordance with the Conditions of Contract, Specifications, Drawings and Bills of Quantities for the execution of the above named Works, we, the undersigned offer to construct and complete the Works and remedy any defects therein for the sum³ of Kenya Shillings [[Amount in figures] Kenya Shillings [amount in words]

The above amount includes foreign currency⁴ amount (s) of [state figure or a percentage and currency] [figures].....[words]

2. We undertake, if our tender is accepted, to commence the Works as soon as is reasonably possible after the receipt of the Architect notice to commence, and to complete the whole of the Works comprised in the Contract within the time stated in the Special Conditions of Contract.
3. We agree to adhere by this tender until [Insert date], and it shall remain binding upon us and may be accepted at any time before that date.
4. We understand that you are not bound to accept the lowest or any tender you may receive.
5. We, the under signed, further declare that:
 - i) No reservations: We have examined and have no reservations to the tender document, including Addenda issued in accordance with ITT 28;

³This sum should be carried forward from the Summary of the Bills of Quantities.

⁴The percentage quoted above should not include provisional sums, and not more than two foreign currencies are allowed.

- ii) Eligibility: We meet the eligibility requirements and have no conflict of interest in accordance with ITT 3 and 4;
- iii) Tender - Securing Declaration: We have not been suspended nor declared ineligible by the Procuring Entity based on execution of a Tender-Securing or Proposal-Securing Declaration in the Procuring Entity's Country in accordance with ITT 19.8;
- iv) Conformity: We offer to execute in conformity with the tendering documents and in accordance with the implementation and completion specified in the construction schedule, the following Works: [insert a brief description of the Works];
- v) Tender Price: The total price of our Tender, excluding any discounts offered in item 1 above is: [Insert one of the options below as appropriate]
- vi) Option 1, in case of one lot: Total price is: [insert the total price of the Tender in words and figures, indicating the various amounts and the respective currencies]; or
Option2, in case of multiple lots:
 - a) Total price of each lot [insert the total price of each lot in words and figures, indicating the various amounts and the respective currencies]; and
 - b) Total price of all lots (sum of all lots) [insert the total price of all lots in words and figures, indicating the various amounts and the respective currencies];
- vii) Discounts: The discounts offered and the methodology for their application are:
- viii) The discounts offered are: [Specify in detail each discount offered.]
- ix) The exact method of calculations to determine the net price after application of discounts is shown below: [Specify in detail the method that shall be used to apply the discounts];
- x) Tender Validity Period: Our Tender shall be valid for the period specified in TDS 18.1 (as amended, if applicable) from the date fixed for the Tender submission deadline specified in TDS 22.1 (as amended, if applicable), and it shall remain binding upon us and may be accepted at any time before the expiration of that period;
- xi) Performance Security: If our Tender is accepted, we commit to obtain a Performance Security in accordance with the Tendering document;
- xii) One Tender Per Tender: We are not submitting any other Tender(s) as an individual Tender, and we are not participating in any other Tender(s) as a Joint Venture member or as a sub-contractor, and meet the requirements of ITT 3.4, other than alternative Tenders submitted in accordance with ITT 13.3;
- xiii) Suspension and Debarment: We, along with any of our subcontractors, suppliers, Engineer, manufacturers, or service providers for any part of the contract, are not subject to, and not controlled by any entity or individual that is subject to, a temporary suspension or a debarment imposed by the Public Procurement Regulatory Authority or any other entity of the Government of Kenya, or any international organization.
- xiv) State-owned enterprise or institution: [select the appropriate option and delete the other] [We are not a state-owned enterprise or institution]/[We are a state-owned enterprise or institution but meet the requirements of ITT3.8];
- xv) Commissions, gratuities, fees: We have paid, or will pay the following commissions, gratuities, or fees with respect to the tender process or execution of the Contract: [insert complete name of each Recipient, its full address, the reason for which each commission or gratuity was paid and the amount and currency of each such commission or gratuity].

Name of Recipient	Address	Reason	Amount

(If none has been paid or is to be paid, indicate "none.")

- xvi) Binding Contract: We understand that this Tender, together with your written acceptance thereof included in your Letter of Acceptance, shall constitute a binding contract between us, until a formal contract is prepared and executed;

- xvii) **Not Bound to Accept:** We understand that you are not bound to accept the lowest evaluated cost Tender, the Most Advantageous Tender or any other Tender that you may receive;
- xviii) **Fraud and Corruption:** We here by certify that we have taken steps to ensure that no person acting for us or on our behalf engages in any type of Fraud and Corruption; and
- xix) **Collusive practices:** We hereby certify and confirm that the tender is genuine, non-collusive and made with the intention of accepting the contract if awarded. To this effect we have signed the "Certificate of Independent Tender Determination" attached below.
- xx) We undertake to adhere by the Code of Ethics for Persons Participating in Public Procurement and Asset Disposal, copy available from (specify website) during the procurement process and the execution of any resulting contract.
- xxi) **Beneficial Ownership Information:** We commit to provide to the procuring entity the Beneficial Ownership Information in conformity with the Beneficial Ownership Disclosure Form upon receipt of notification of intention to enter into a contract in the event we are the successful tenderer in this subject procurement proceeding.
- xxii) We, the Tenderer, have duly completed, signed and stamped the following Forms as part of our Tender:
 - a) Tenderer's Eligibility; Confidential Business Questionnaire - to establish we are not in any conflict to interest.
 - b) Certificate of Independent Tender Determination - to declare that we completed the tender without colluding with other tenderers.
 - c) Self-Declaration of the Tenderer - to declare that we will, if awarded a contract, not engage in any form of fraud and corruption.
 - d) Declaration and commitment to the Code of Ethics for Persons Participating in Public Procurement and Asset Disposal.

Further, we confirm that we have read and understood the full content and scope of fraud and corruption as informed in "**Appendix 1 - Fraud and Corruption**" attached to the Form of Tender.

Name of the Tenderer: *[insert complete name of person signing the Tender]

Name of the person duly authorized to sign the Tender on behalf of the Tenderer: **[insert complete name of person duly authorized to sign the Tender]

Title of the person signing the Tender: [insert complete title of the person signing the Tender]

Signature of the person named above: [insert signature of person whose name and capacity are shown above]

Date signed [insert date of signing] day of [insert month], [insert year]

Date signed day of

Notes

* In the case of the Tender submitted by joint venture specify the name of the Joint Venture as Tenderer.

**Person signing the Tender shall have the power of attorney given by the Tenderer to be attached with the Tender.

a) TENDERER'S ELIGIBILITY-CONFIDENTIAL BUSINESS QUESTIONNAIRE

Instruction to Tenderer

Tender is instructed to complete the particulars required in this Form, one form for each entity if Tender is a JV. Tenderer is further reminded that it is an offence to give false information on this Form.

(a) Tenderer's details

	ITEM	DESCRIPTION
1	Name of the Procuring Entity	
2	Reference Number of the Tender	
3	Date and Time of Tender Opening	
4	Name of the Tenderer	
5	Full Address and Contact Details of the Tenderer.	1. Country 2. City 3. Location 4. Building 5. Floor 6. Postal Address 7. Name and email of contact person.
6	Current Trade License Registration Number and Expiring date	
7	Name, country and full address (postal and physical addresses, email, and telephone number) of Registering Body/Agency	
8	Description of Nature of Business	
9	Maximum value of business which the Tenderer handles.	
10	State if Tenders Company is listed in stock exchange, give name and full address (postal and physical addresses, email, and telephone number) of state which stock exchange	

General and Specific Details

(b) Sole Proprietor, provide the following details.

Name in full..... Age

Nationality..... Country of Origin

Citizenship

(c) Partnership, provide the following details.

	Names of Partners	Nationality	Citizenship	% Shares owned
1				
2				
3				

(d) Registered Company, provide the following details.

- i) Private or public Company
- ii) State the nominal and issued capital of the Company
 Nominal Kenya Shillings (Equivalent).....
 Issued Kenya Shillings (Equivalent).....
- iii) Give details of Directors as follows.

	Names of Director	Nationality	Citizenship	% Shares owned
1				
2				
3				

(e) DISCLOSURE OF INTEREST - Interest of the Firm in the Procuring Entity.

- i) Are there any person/persons in..... (Name of Procuring Entity) who has/have an interest or relationship in this firm? Yes/No.....
 If yes, provide details as follows.

	Names of Person	Designation in the Procuring Entity	Interest or Relationship with Tenderer
1			
2			
3			

iii) Conflict of interest disclosure

	Type of Conflict	Disclosure YES OR NO	If YES provide details of the relationship with Tenderer
1	Tenderer is directly or indirectly controls, is controlled by or is under common control with another tenderer.		
2	Tenderer receives or has received any direct or indirect subsidy from another tenderer.		
3	Tenderer has the same legal representative as another tenderer		
4	Tender has a relationship with another tenderer, directly or through common third parties, that puts it in a position to influence the tender of another tenderer, or influence the decisions of the Procuring Entity regarding this tendering process.		
5	Any of the Tenderer's affiliates participated as a consultant in the preparation of the design or technical specifications of the works that are the subject of the tender.		
6	Tenderer would be providing goods, works, non-consulting services or consulting services during implementation of the contract specified in this Tender Document.		
7	Tenderer has a close business or family relationship with a professional staff of the Procuring Entity who are directly or		

	Type of Conflict	Disclosure YES OR NO	If YES provide details of the relationship with Tenderer
	indirectly involved in the preparation of the Tender document or specifications of the Contract, and/or the Tender evaluation process of such contract.		
8	Tenderer has a close business or family relationship with a professional staff of the Procuring Entity who would be involved in the implementation or supervision of the such Contract.		
9	Has the conflict stemming from such relationship stated in item 7 and 8 above been resolved in a manner acceptable to the Procuring Entity throughout the tendering process and execution of the Contract.		

Certification

On behalf of the Tenderer, I certify that the information given above is complete, current and accurate as at the date of submission.

Full Name

Title or Designation

.....

(Signature)

.....

(Date)

I, the undersigned, in submitting the accompanying Letter of Tender to the [Name of Procuring Entity] for: [Name and number of tender] in response to the request for tenders made by [Name of Tenderer] do hereby make the following statements that I certify to be true and complete in every respect:

I certify, on behalf of..... [Name of Tenderer] that:

1. I have read and I understand the contents of this Certificate;
2. I understand that the Tender will be disqualified if this Certificate is found not to be true and complete in every respect;
3. I am the authorized representative of the Tenderer with authority to sign this Certificate, and to submit the Tender on behalf of the Tenderer;
4. For the purposes of this Certificate and the Tender, I understand that the word "competitor" shall include any individual or organization, other than the Tenderer, whether or not affiliated with the Tenderer, who:
 - a) Has been requested to submit a Tender in response to this request for tenders;
 - b) could potentially submit a tender in response to this request for tenders, based on their qualifications, abilities or experience;
5. The Tenderer discloses that [check one of the following, as applicable]:
 - a) The Tenderer has arrived at the Tender independently from, and without consultation, communication, agreement or arrangement with, any competitor;
 - b) The Tenderer has entered into consultations, communications, agreements or arrangements with one or more competitors regarding this request for tenders, and the Tenderer discloses, in the attached document(s), complete details thereof, including the names of the competitors and the nature of, and reasons for, such consultations, communications, agreements or arrangements;
6. In particular, without limiting the generality of paragraphs (5)(a) or(5)(b) above, there has been no consultation, communication, agreement or arrangement with any competitor regarding:
 - a) prices;
 - b) methods, factors or formulas used to calculate prices;
 - c) the intention or decision to submit, or not to submit, a tender; or
 - d) the submission of a tender which does not meet the specifications of the request for Tenders; except as specifically disclosed pursuant to paragraph (5)(b) above;
7. In addition, there has been no consultation, communication, agreement or arrangement with any competitor regarding the quality, quantity, specifications or delivery particulars of the works or services to which this request for tenders relates, except as specifically authorized by the procuring authority or as specifically disclosed pursuant to paragraph(5)(b) above;
8. The terms of the Tender have not been, and will not be, knowingly disclosed by the Tenderer, directly or indirectly, to any competitor, prior to the date and time of the official tender opening, or of the awarding of the Contract, whichever comes first, unless otherwise required by law or as specifically disclosed pursuant to paragraph (5)(b) above.

Name

Title

Date

[Name, title and signature of authorized agent of Tenderer and Date]

FORM SD1

SELF DECLARATION THAT THE PERSON/TENDERER IS NOT DEBARRED IN THE MATTER OF THE PUBLIC PROCUREMENT AND ASSET DISPOSAL ACT 2015.

I,, of Post Office Box being a resident of..... in the Republic ofdo hereby make a statement as follows: -

1. THAT I am the Company Secretary/ Chief Executive/Managing Director/Principal Officer/Direct or of (insert name of the Company) who is a Bidder in respect of **Tender No.** for (insert tender title/description) for.....(insert name of the Procuring entity) and duly authorized and competent to make this statement.
2. THAT the aforesaid Bidder, its Directors and subcontractors have not been debarred from participating in procurement proceeding under Part IV of the Act.
3. THAT what is deponed to here in above is true to the best of my knowledge, information and belief.

.....
(Title) (Signature) (Date)

Bidder Official Stamp

FORM SD2

SELF DECLARATION THAT THE PERSON/TENDERER WILL NOT ENGAGE IN ANY CORRUPT OR FRAUDULENT PRACTICE.

I,, of Post Office Box being a resident of..... in the Republic ofdo hereby make a statement as follows: -

1. THAT I am the Company Secretary/ Chief Executive/Managing Director/Principal Officer/Direct or of (insert name of the Company) who is a Bidder in respect of **Tender No.** for..... (insert tender title/description) for (insert name of the Procuring entity) and duly authorized and competent to make this statement.
2. THAT the aforesaid Bidder, its servants and/or agents/subcontractors will not engage in any corrupt or fraudulent practice and has not been requested to pay any inducement to any member of the Board, Management, Staff and/or employees and/or agents of (insert name of the Procuring entity) which is the procuring entity.
3. THAT the aforesaid Bidder, its servants and/or agents /subcontractors have not offered any inducement to any member of the Board, Management, Staff and/or employees and/or agents of (name of the procuring entity).
4. THAT the aforesaid Bidder will not engage /has not engaged in any corrosive practice with other bidders participating in the subject tender
5. THAT what is deponed to here in above is true to the best of my knowledge information and belief.

.....
(Title) (Signature) (Date)

Bidder Official Stamp

I (person) on behalf of (Name of the Business/ Company/Firm)

..... declare that I have read and fully understood the contents of the Public Procurement & Asset Disposal Act, 2015, Regulations and the Code of Ethics for persons participating in Public Procurement and Asset Disposal and my responsibilities under the Code.

I do here by commit to abide by the provisions of the Code of Ethics for persons participating in Public Procurement and Asset Disposal.

Name of Authorized signatory.....

Sign.....

Position.....

Office address..... Telephone.....

E-mail.....

Name of the Firm/Company.....

Date.....

(Company Seal/ Rubber Stamp where applicable)

Witness

Name.....

Sign.....

Date.....

(Appendix 1 shall not be modified)

1. Purpose

1.1 The Government of Kenya's Anti-Corruption and Economic Crime laws and their sanction's policies and procedures, Public Procurement and Asset Disposal Act (no. 33 of 2015) and its Regulation, and any other Kenya's Acts or Regulations related to Fraud and Corruption, and similar offences, shall apply with respect to Public Procurement Processes and Contracts that are governed by the laws of Kenya.

2. Requirements

2.1 The Government of Kenya requires that all parties including Procuring Entities, Tenderers, (applicants/proposers), Consultants, Contractors and Suppliers; any Sub-contractors, Sub-consultants, Service providers or Suppliers; any Agents (whether declared or not); and any of their Personnel, involved and engaged in procurement under Kenya's Laws and Regulation, observe the highest standard of ethics during the procurement process, selection and contract execution of all contracts, and refrain from Fraud and Corruption and fully comply with Kenya's laws and Regulations as per paragraphs 1.1 above.

2.2 Kenya's public procurement and asset disposal act (no. 33 of 2015) under Section 66 describes rules to be followed and actions to be taken in dealing with Corrupt, Coercive, Obstructive, Collusive or Fraudulent practices, and Conflicts of Interest in procurement including consequences for offences committed. A few of the provisions noted below highlight Kenya's policy of no tolerance for such practices and behavior:

1. A person to whom this Act applies shall not be involved in any corrupt, coercive, obstructive, collusive or fraudulent practice; or conflicts of interest in any procurement or as set disposal proceeding;
2. A person referred to under subsection (1) who contravenes the provisions of that sub-section commits an offence;
3. Without limiting the generality of the subsection (1) and (2), the person shall be: -
 - a) disqualified from entering into a contract for a procurement or asset disposal proceeding; or
 - b) if a contract has already been entered into with the person, the contract shall be voidable;
4. The voiding of a contract by the procuring entity under subsection (7) does not limit any legal remedy the procuring entity may have;
5. An employee or agent of the procuring entity or a member of the Board or committee of the procuring entity who has a conflict of interest with respect to a procurement: -
 - a) Shall not take part in the procurement proceedings;
 - b) shall not, after a procurement contract has been entered in to, take part in any decision relating to the procurement or contract; and
 - c) shall not be a subcontract or for the tender to whom was awarded contract, or a member of the group of tenderers to whom the contract was awarded, but the subcontractor appointed shall meet all the requirements of this Act.
6. An employee, agent or member described in subsection (1) who refrains from doing anything prohibited under that subsection, but for that subsection, would have been within his or her duties shall disclose the conflict of interest to the procuring entity;
7. If a person contravenes subsection (1) with respect to a conflict of interest described in subsection (5)(a) and the contract is awarded to the person or his relative or to another person in whom one of them had a direct or indirect pecuniary interest, the contract shall be terminated and all costs incurred by the public entity shall be made good by the awarding officer. Etc.

3. In compliance with Kenya's laws, regulations and policies mentioned above, the Procuring Entity:

- a) Defines broadly, for the purposes of the above provisions, the terms set forth below as follows:
 - i) "corrupt practice" is the offering, giving, receiving, or soliciting, directly or indirectly, of anything of value to influence improperly the actions of another party;
 - ii) "fraudulent practice" is any act or omission, including is representation, that knowingly or recklessly misleads, or attempts to mislead, a party to obtain financial or other benefit or to avoid an obligation;

- iii) "collusive practice" is an arrangement between two or more parties designed to achieve an improper purpose, including to influence improperly the actions of another party; "coercive practice" is impairing or harming, or threatening to impair or harm, directly or indirectly, any party or the property of the party to influence improperly the actions of a party;
- iv) "obstructive practice" is:
- Deliberately destroying, falsifying, altering, or concealing of evidence material to the investigation or making false statements to investigators in order to materially impede investigation by Public Procurement Regulatory Authority (PPRA) or any other appropriate authority appointed by Government of Kenya into allegations of a corrupt, fraudulent, coercive, or collusive practice; and/or threatening, harassing, or intimidating any party to prevent it from disclosing its knowledge of matters relevant to the investigation or from pursuing the investigation; or
 - acts intended to materially impede the exercise of the PPRA's or the appointed authority's inspection and audit rights provided for under paragraph 2.3 e. below.
- b) Defines more specifically, in accordance with the above procurement Act provisions set forth for fraudulent and collusive practices as follows:
- "fraudulent practice" includes a misrepresentation of fact in order to influence a procurement or disposal process or the exercise of a contract to the detriment of the procuring entity or the tenderer or the contractor, and includes collusive practices amongst tenderers prior to or after tender submission designed to establish tender prices at artificial non-competitive levels and to deprive the procuring entity of the benefits of free and open competition.
- c) Rejects a proposal for award¹ of a contract if PPRA determines that the firm or individual recommended for award, any of its personnel, or its agents, or its sub-consultants, sub-contractors, service providers, suppliers and/ or their employees, has, directly or indirectly, engaged in corrupt, fraudulent, collusive, coercive, or obstructive practices in competing for the contract in question;
- d) Pursuant to the Kenya's above stated Acts and Regulations, may recommend to appropriate authority(ies) for sanctioning and debarment of a firm or individual, as applicable under the Acts and Regulations;
- e) Requires that a clause be included in Tender documents and Request for Proposal documents requiring(i) Tenderers (applicants/proposers), Consultants, Contractors, and Suppliers, and their Sub-contractors, Sub-consultants, Service providers, Suppliers, Agents personnel, permit the PPRA or any other appropriate authority appointed by Government of Kenya to inspect² all accounts, records and other documents relating to the procurement process, selection and/or contract execution, and to have them audited by auditors appointed by the PPRA or any other appropriate authority appointed by Government of Kenya; and
- f) Pursuant to Section 62 of the above Act, requires Applicants/Tenderers to submit along with their Applications/Tenders/Proposals a "Self-Declaration Form" as included in the procurement document declaring that they and all parties involved in the procurement process and contract execution have not engaged/will not engage in any corrupt or fraudulent practices.

¹For the avoidance of doubt, a party's in eligibility to be awarded a contract shall include, without limitation, (i) applying for pre-qualification, expressing interest in a consultancy, and tendering, either directly or as a nominated sub-contractor, nominated consultant, nominated manufacturer or supplier, or nominated service provider, in respect of such contract, and (ii) entering into an addendum or amendment introducing a material modification to any existing contract.

² Inspections in this context usually are investigative (i.e., forensic) in nature. They involve fact-finding activities undertaken by the Investigating Authority or persons appointed by the Procuring Entity to address specific matters related to investigations/audits, such as evaluating the veracity of an allegation of possible Fraud and Corruption, through the appropriate mechanisms. Such activity includes but is not limited to: accessing and examining a firm's or individual's financial records and information, and making copies thereof as relevant; accessing and examining any other documents, data and information (whether in hard copy or electronic format) deemed relevant for the investigation/audit, and making copies thereof as relevant; interviewing staff and other relevant individuals; performing physical inspections and site visits; and obtaining third party verification of information.

Beneficiary:

Request for Tenders No:

Date:

TENDER GUARANTEE No.:

Guarantor:

1. We have been informed that.....(herein after called "the Applicant") has submitted or will submit to the Beneficiary its Tender (here in after called" the Tender") for the execution of under Request for Tenders No("the ITT").
2. Furthermore, we understand that, according to the Beneficiary's conditions, Tenders must be supported by a Tender guarantee.
3. At the request of the Applicant, we, as Guarantor, hereby irrevocably undertake to pay the Beneficiary any sum or sums not exceeding in total an amount of (.....) upon receipt by us of the Beneficiary's complying demand, supported by the Beneficiary's statement, whether in the demand itself or a separate signed document accompanying or identifying the demand, stating that either the Applicant:
 - a) has withdrawn its Tender during the period of Tender validity set forth in the Applicant's Letter of Tender ("the Tender Validity Period"), or any extension thereto provided by the Applicant; or
 - b) having been notified of the acceptance of its Tender by the Beneficiary during the Tender Validity Period or any extension there to provided by the Applicant, (i) has failed to execute the contract agreement, or (ii) has failed to furnish the Performance.
4. This guarantee will expire: (a) if the Applicant is the successful Tenderer, upon our receipt of copies of the contract agreement signed by the Applicant and the Performance Security and, or (b) if the Applicant is not the successful Tenderer, upon the earlier of (i) our receipt of a copy of the Beneficiary's notification to the Applicant of the results of the Tendering process; or (ii) thirty days after the end of the Tender Validity Period.
5. Consequently, any demand for payment under this guarantee must be received by us at the office indicated above on or before that date.

[signature(s)]

Note: All italicized text is for use in preparing this form and shall be deleted from the final product.

TENDER GUARANTEE No.:

1. Whereas [Name of the tenderer] (hereinafter called "the tenderer") has submitted its tender dated [Date of submission of tender] for the..... [Name and/or description of the tender] (hereinafter called "the Tender") for the execution ofunder Request for Tenders No. ("the ITT").
2. KNOW ALL PEOPLE by these presents that WE of..... **[Name of Insurance Company]** having our registered office at (hereinafter called "the Guarantor"), are bound unto..... [Name of Procuring Entity] (hereinafter called "the Procuring Entity") in the sum of..... (Currency and guarantee amount) for which payment well and truly to be made to the said Procuring Entity, the Guarantor binds itself, its successors and assigns, jointly and severally, firmly by these presents.

Sealed with the Common Seal of the said Guarantor this ___day of _____20 __.

3. NOW, THEREFORE, THE CONDITION OF THIS OBLIGATION is such that if the Applicant:
 - a) has withdrawn its Tender during the period of Tender validity set forth in the Principal's Letter of Tender ("the Tender Validity Period"), or any extension thereto provided by the Principal; or
 - b) having been notified of the acceptance of its Tender by the Procuring Entity during the Tender Validity Period or any extension thereto provided by the Principal; (i) failed to execute the Contract agreement; or (ii) has failed to furnish the Performance Security, in accordance with the Instructions to tenderers ("ITT") of the Procuring Entity's Tendering document.then the guarantee undertakes to immediately pay to the Procuring Entity up to the above amount upon receipt of the Procuring Entity's first written demand, without the Procuring Entity having to substantiate its demand, provided that in its demand the Procuring Entity shall state that the demand arises from the occurrence of any of the above events, specifying which event(s) has occurred.
4. This guarantee will expire: (a) if the Applicant is the successful Tenderer, upon our receipt of copies of the contract agreement signed by the Applicant and the Performance Security and, or (b) if the Applicant is not the successful Tenderer, upon the earlier of (i) our receipt of a copy of the Beneficiary's notification to the Applicant of the results of the Tendering process; or (ii)twenty-eight days after the end of the Tender Validity Period.
5. Consequently, any demand for payment under this guarantee must be received by us at the office indicated above on or before that date.

[Date]

[Signature of the Guarantor]

[Witness]

[Seal]

Note: All italicized text is for use in preparing this form and shall be deleted from the final product.

[The Bidder shall complete this Form in accordance with the instructions indicated]

Date..... [insert date (as day, month and year) of Tender Submission]

Tender No..... [insert number of tendering process]

To:..... [insert complete name of Purchaser] I/We, the undersigned, declare that:

I/We understand that, according to your conditions, bids must be supported by a Tender-Securing Declaration.

I/We accept that I/we will automatically be suspended from being eligible for tendering in any contract with the Purchaser for the period of time of [insert number of months or years] starting on [insert date], if we are in breach of our obligation(s) under the bid conditions, because we—(a) have withdrawn our tender during the period of tender validity specified by us in the Tendering Data Sheet; or (b) having been notified of the acceptance of our Bid by the Purchaser during the period of bid validity, (i) fail or refuse to execute the Contract, if required, or (ii) fail or refuse to furnish the Performance Security, in accordance with the instructions to tenders.

I/We understand that this Tender Securing Declaration shall expire if we are not the successful Tenderer(s), upon the earlier of:

Our receipt of a copy of your notification of the name of the successful Tenderer; or
thirty days after the expiration of our Tender.

I/We understand that if I am /we are/ in a Joint Venture, the Tender Securing Declaration must be in the name of the Joint Venture that submits the bid, and the Joint Venture has not been legally constituted at the time of bidding, the Tender Securing Declaration shall be in the names of all future partners as named in the letter of intent.

Signed.....Capacity/title (director or partner or sole proprietor, etc.)

..... Name.....Duly authorized to sign the bid for

and on behalf of: [insert complete name of Tenderer]

Dated on day of,..... [Insert date of signing] Seal or stamp

Schedule of Currency requirements

Summary of currencies of the Tender for[insert name of Section of the Works]

Name of currency	Amounts payable
Local currency:	
Foreign currency #1:	
Foreign currency #2:	
Foreign currency #3:	
Provisional sums expressed in local currency _____	[To be entered by the Procuring Entity]

PART II- WORKS REQUIREMENTS

SECTION V - BILLS OF QUANTITIES

BILLS OF QUANTITIES

(a) Preambles

1. The method of measurement of completed work for payment shall be in accordance with [insert the name of a standard reference guide, or full details of the methods to be used].
2. The Site is situated in (provide full description where the site is situated, coordinates from the nearest known landmark like a town and its size).....It is approximately Kilometers from Eldoret. Access to the site shall be through , Which is an existing public road. Any damage caused to the surfaces of this road shall be made good at the Contractor's expense. The Contractor shall visit the site and acquaint itself with its nature and position, the nature of the ground, substrata and other local conditions, positions of existing power, water and other services, access roads or any other limitations that might affect his cost or progress. No claim for extras shall be considered on account of lack of knowledge in this respect.
3. The Contractor shall obtain the Architect's approval on the siting of all temporary buildings, spoil heaps, temporary access path, and storage of materials. The Contractor shall also obtain the Architect approval and direction regarding the use of any materials found on the Site.
4. The drawings used in the preparation of these Bills of Quantities can be inspected at the offices of the Procuring Entity or Procuring Entity's Representative during normal working hours. Two sets of the Working Drawings shall be provided to the contractor but additional copies shall be provided at a cost to be determined by the Engineer.
5. The Contractor shall allow for the payment of all bank charges in connection with the procurement of Bank Guarantees and stamp charges in connection with this contract Agreement.
6. The Contractor shall carry out the various sections of the Works in such an order as the Architect May direct. The Procuring Entity reserves the right to occupy the Works by sections on completion provided that such occupation is considered to be both practical and reasonable and will not interfere with the Works. The Contractor shall allow any costs associated with such occupation.
7. The main Contractor will be fully responsible for paying his Sub-Contractor but the Procuring Entity reserves the right in very exceptional circumstances to make such payments direct in the interests of the project where the completion thereof might be jeopardized by any dispute or vicariousness between the Contractor and the Sub- Contractor involve.
8. The Contractor shall complete and deliver the Works in the period inserted in the Form of Tender as his time for completion of the Works from the date for Possession, to be agreed with the Engineer. The Contract Period is presumed to have been calculated making due allowance for seasonal inclement weather conditions. No claim for extension of time due to the normal in clement weather for this area shall be entertained.
9. The Contractor shall, upon receiving instructions to proceed with the Works, draw up a Programme and Progress Chart setting out the order in which the Works are to be carried out, with the appropriate dates thereof. This Chart shall be agreed with the Architect and no deviation from the order set out in it will be permitted without the written consent of the Engineer. The Contractor will be responsible for arranging the above programme with all his sub-Contractors and Specialties. The Contractor shall allow in his rates for carrying out this exercise, and for updating it as required.
10. The Contractor shall submit to the Architect on the first day of each week or such longer period as the Architect from time to time direct, a Progress Report and any information for the proceeding period, showing the progress during the period and the up-to-date cumulative progression all important items of each section or portion of the Works.
11. The Contractor shall arrange for photographs of the Site to be taken by a professional photographer approved by the Engineer. The Photographs shall provide a record of the Site and adjacent areas as prior to the commencement of the Works and shall cover such portion of the works in progress and completion as the Architect shall direct. All prints shall be full plate size, unmounted, and marked on the reverse side with the date of exposure, identification reference and brief description. The copyright of all photographs shall be vested in the Procuring Entity. The negatives and four prints from each negative shall be delivered to the Architect within two weeks of exposure.
12. Figured dimensions are to be followed in preference to dimensions scaled from the Drawings, but whenever possible dimensions are to be taken on the Site or from the buildings. Before any work is commenced by Sub- Contractors or Specialist Firms, dimensions must be checked on the site comparable dimensions shown on the drawings. The Contractor shall be responsible for the accuracy of such dimensions.
13. Prior to commencement of any work the Contractor is to ascertain from the relevant Authorities the exact position, depth and level of all existing electric cables, water pipes or other services in the area and he shall make whatever provisions may be required by the Authorities concerned for the support and protection of such services. Any damage or disturbance

caused to any services shall be reported immediately to the Architect and the relevant Authority and shall be made good to their satisfaction at the Contractor's expense. Where appropriate the Contractor shall open up the ground in advance of the main work by hand digging if necessary, to locate precisely the position and details of the services which are likely to affect his operations.

14. The Contractor shall include in his prices for the transport of materials, workmen, etc./, to and from the site of the proposed works, at such hours and by such route as are permitted by the Authorities.
15. The Contractor will be required to make good, at his own expense and damage he may cause to the present road surface and pavements within or beyond the boundary of the Site, during the period of the works. All existing paths, storm water channels, etc., that may be destroyed or damaged during the progress of the Works shall be reinstated by the Contractor to the satisfaction of the Engineer.
16. The Contractor is to allow for complying with all instructions and regulations of the Police Authorities.
17. All water shall be fresh, clean and pure, free from earthly, vegetable or organic matter, acid or alkaline substance in solution. The Contractor shall provide at his own risk and cost all water for use in connection with the Works, (including works of sub-contractors). If need be, he shall make arrangements with the Local Water Authority for the installation of a separate meter for all water used by him throughout the Contract and pay all cost and fees in connection therewith. He shall also provide temporary storage tanks and tubing, etc., as may be necessary, and clear away at completion.
18. The Contractor shall provide all artificial lighting and power for his own use on the Works, (including Sub – Contractor's) including all temporary connections, wiring, fittings, etc., and clearing away on completion. The Contractor shall pay all fees and obtain all permits in connection there with.
19. The Contractor shall constantly keep on the Works a Literate English-speaking Agent or Representative, competent and experienced in the kind of work involved, who shall give his whole time to the superintendence of the works. (Including works of sub – contractors). Such Agent or Representative shall receive on behalf of the Contractor directions and instruction from the Engineer, and such directions and instructions shall be deemed to be given to the contractor in accordance with the Conditions of Contract. The Agent shall not be replaced without the specific approval of the Engineer.
20. The Contractor shall ensure that the safety of his work people and all authorized visitors to the site are protected at all times. In particular, there shall be the proper provision of guard-rails to scaffolding, protection against falling materials, tools on site, dust, nail and other sharp objects. The site shall be kept tidy and clear of dangerous rubbish. The Architect shall be empowered to suspend work on site should it be considered this condition is not being observed and no claim arising from such suspension will be allowed.
21. The are as available to the Contractor for work yards, offices and other facilities shall be directed by the Architect and any existing features to remain shall be protected from damage throughout the Contract Period and handed back in good condition when they are vacated at the end of the Contract. If additional areas are required, the contractor shall source then at own cost.
22. The Contractor shall give the Architect reasonable notice of the intention to set out or take levels for any part of the Works so that arrangements may be made for checking the work. The accuracy of setting out and leveling shall be within the tolerances specified in the Specifications or on the Drawings. The checking of setting out or leveling by the Architect shall not relieve the Contractor of his duties or responsibilities under the Contract.
23. The Contractor must take steps necessary to safe guard and shall beheld fully responsible for any damage caused to existing and adjacent property, including buildings that are not a subject of demolition. He shall make good at his own cost damage to persons and property caused there on, and he shall indemnify the Procuring Entity against any loss or claim that may arise.
24. The Contractor shall take such steps and exercise such care and diligence as to minimize nuisance arising from dust, noise or any other cause to the occupiers of the existing and adjacent property. He must provide such temporary and special screens and tarpaulins or gummy bags, hoarding, barriers, warning signs etc. as he considers necessary and sufficient for the protection of the existing and adjacent property and or prevention of nuisance etc. as directed by Engineer.
25. The Contractors attention is drawn to the standards levy order which was amended on 15thOctober 1998. Legal notice No.154 of 1998. The Contractor is required to pay a monthly level of 0.2% of his factory price of construction works with effect from January 1999. Tenderer shall allow for this in the build-up of his rates.
26. The Contractor shall provide temporary sheds, offices mesh rooms, sanitary, accommodation and other temporary buildings for the use of the contractor and sub-contractors, including lighting furniture equipment and attendance.
27. Contractor shall provide/build labor camp sat areas to be agreed with the Engineer. Labor camps shall be complete with sanitary accommodation and fencing gates.

28. The Contractor must provide the necessary toilet facilities to the requirement and satisfaction of the Health Authorities and maintain the same in a thoroughly clean and sanitary condition and pay all conservancy fees during the period of the Works and remove when no longer required.
29. The Contractor shall provide at his own risk and cost all watching and lighting as necessary to safeguard the Works, Plant and materials against damage and theft.
30. The Contractor shall provide all necessary hoists, tackle, plant, equipment, vehicles, tools and appliances of every description for the due and satisfactory completion of the Works and shall remove the same on completion. All such plant, tools and equipment shall comply with all regulations in force throughout the period of the Contract and shall be altered or adopted during the Contract period as may be necessary to comply with any amendments in or additions to such regulations.
31. Provide, erect and maintain all necessary scaffolding, sufficiently strong and efficient for the due performance of the works, including Sub-Contract Works, provide special scaffolding as required by Sub-Contractors, alter and adopt all scaffolding as and when required during the Works, and remove on completion. No scaffolding is measured here in after and the Contractor must allow in his rates for this.
32. The Contractor shall take all necessary precautions such as temporary fencing, hoarding fans, planked footways, guard-rails gantries screen, etc., for the safe custody of the Works, materials and public protection and adjacent properties.
33. Cover up all and protect from damage, including damage from inclement weather, all finished work and unfixed materials, including that of Sub-Contractors, etc., to the satisfaction of the Architect until the completion of the Contract.
34. The Contractor shall, after completion of the works, at his own expense, remove and clear away all surplus excavated demolition materials, plant, rubbish and unused materials and shall leave the whole of the Site and Works in a clean and tidy state to the satisfaction of the Engineer, sheds, camps, etc. Particular care shall be taken to leave clean all floors and windows and to remove all paint and cement all rubbish and dirt as it accumulates. The Contractor is to find his own dump and shall pay all charges in connection there with.
35. Concrete test cubes shall be prepared in a set of three, as described including testing fees, labor and materials, making molds, transport, handling, etc. Allow in your rates for making at least four cubes on each occasion, from different batches; the concrete being taken from the point of deposit.
36. The Contractors shall furnish at the earliest possible opportunity before work commences, and at his own cost, any samples of materials and workmanship that may be called for by the Architect for the approval or rejection, and any further samples in the case of rejection, until such samples are approved by the Engineer. Such samples, when approved, shall be the minimum standard for the work to which they apply. The procedure for submitting samples of materials for testing or approval and the method of marking for identification shall be as laid down by the Engineer. The Contractor shall allow in his Tender for such samples and tests, including those in connection with his Sub-Contractors work.
37. The Contractors attention is drawn to the Finance Bill of the year 2000/2001 on withholding tax on contractual payment section 35(7)(i)(ii) which became effective on 1st July 2000. A 3% withholding tax will be applicable to all interim payments for work done in respect of building or civil works. The contractor shall allow for any costs arising resulting there from in the build-up of rates.
38. Blasting will only be allowed with the express permission of the Architect in writing. All blasting operations shall be carried out at the Contractor's sole risk and cost, in accordance with any Government regulations in force for the time being, and any special regulations laid down by the Architect governing the use and storage of explosives.
39. The National Construction Authority is a state corporation established under the national construction authority Act No.14 of 2011. The broad Mandate of the Authority is to oversee the construction industry and coordinate its development. The National Construction Authority Regulations 2014 with an effective date of 6th June 2014, regulation 25, - Allow 0.5% of the tender sum/contract sum for construction levy.
40. The Contractor attention is drawn to Finance Bill of 1993 where VAT was introduced in all contracts for construction services. The tenderer is also drawn to VAT Act Cap 476 clause 19(9). The tenderer must allow for VAT 1.19 as instructed elsewhere.
41. The contractor shall allow and pay for all insurance to cover risks and indemnities required Items 17 and 18 of the Conditions of contract and also specified in the Special Conditions of Contract.

ITEM No.	DESCRIPTION	AMOUNT
1.	<p>The Contractor shall provide, or erect and maintain an approved lock-up office for the sole use of the Architect and his own site staff. The office, which will have a total floor area of not less than ----- square metres, will be divided into two separate interconnected offices. Services to be provided shall include a telephone, water sanitary and electrical supply and drainage. The offices shall be supplied with furniture and equipment that shall include:</p> <p>4 No. desks with chairs; 1 No. large table with sufficient number of chairs; drawing table along the full length of one side with plan drawers and drawing stools: 4 No. waste paper baskets: sufficient number of pin boards: and any additional furniture and fittings as may reasonably be required during the Contract period. The Contractor shall provide the Architect and site staff with computer sets or laptops, printers and telephones all that are necessary for project use.</p> <p>The office furniture and equipment shall all be to the approval of the Engineer. The Contractor shall also provide all labor, equipment and consumable stores equipment throughout the currency of the contract.</p>	
2	<p>[OPTIONAL] Contractor shall provide a house for Engineers site agent, which shall be one bedroomed temporary house with a sitting room, toilet, bathroom and a kitchen complete with electrical and sanitary installations and provide maintenance and paying of bills of water and electricity up to and including end of the contract period.</p>	
3	<p>Provide a signboard not less than _____square meters in size of a design type, and with lettering and coloring and in a position approved by the Engineer. The signboard shall be for the display of the Main Contractor's name and the names of all his Sub-Contractors, with the Procuring Entity's name painted thereon. All Consultants names be printed in letters not exceeding 50 mm high. No other signboard or advertising shall be allowed. The signboard shall be fully maintained during the Contract Period and shall be pulled down and removed at the end of the contract.</p>	
4	Add others (if any)	
5		
6		
TOTAL CARRIED TO GRAND SUMMARY		

Item no.	Description	Unit	Nominal quantity	Rate	Extended amount
	Subtotal				
	Allow percent a. of Subtotal for Contractor's overhead, profit, etc., in accordance with paragraph 4 (b) above.				
	Total for Daywork: Materials (carried forward to Daywork Summary, p.)				

a. To be entered by the Tenderer.

Bill No. 5: Schedule of Daywork Rates - Contractor's Equipment

Item no.	Description	Nominal quantity (hours)	Basic hourly rental rate	Extended amount
	Allow percent a of Subtotal for Contractor's overhead, profit, etc., in accordance with paragraph 5 above.			
	Total for Daywork: Contractor's Equipment (carried forward to Daywork Summary, p.)			

a. To be entered by theTenderer.

Bill No. 6: Daywork Summary

	Amounta	% Foreign	Currency
1. Total for Daywork: Labor			
2. Total for Daywork: Materials			
3. Total for Daywork: Contractor's Equipment			
Total for Daywork (Provisional Sum) (carried forward to Summary of Bills of Quantities, p.)			

Bill no.	Item no.	Description	Amount
1			
2			
3			
4			
etc.			
Total for Specified Provisional Sums (carried forward to Grand Summary			

GRAND SUMMARY

SUMMARY ITEMS	Page	Amount
Bill No. 1: Preliminary Items		
Bill No. 2: Work Items		
Bill No 3: Daywork Summary		
Bill No 4: Provisional Sums		
Subtotal of Bills No 1-4		
Allow for any Discounts i		
TOTAL TENDER PRICE Carried forward to Form of Tender		

- (i) If a percentage used, it should be indicated on which Bill No. items but on Bill No.4 – Provisional Sums.

SECTION VI - SPECIFICATIONS

Notes for preparing Specifications

1. Specifications must be drafted to present a clear and precise statement of the required standards of materials, and workmanship for tenderers to respond realistically and competitively to the requirements of the Procuring Entity and ensure responsiveness of tenders. The Specifications should require that all materials, plant, and other supplies to be permanently incorporated in the Works be new, unused, of the most recent or current models, and incorporating all recent improvements in design and materials unless provided otherwise in the Contract. Where the Contractor is responsible for the design of any part of the permanent Works, the extent of his obligations must be stated.
2. Specifications from previous similar projects are useful and may not be necessary to re-write specifications for every Works Contract.
3. There are considerable advantages in standardizing **General Specifications** for repetitive Works in recognized public sectors, such as high ways, urban housing, irrigation and water supply. The General Specifications should cover all classes of workmanship, materials and equipment commonly involved in constructions, although not necessarily to be used in a particular works contract. Deletions or addenda should then adapt the General Specifications to the particular Works.
4. Care must be taken in drafting Specifications to ensure they are not restrictive. In the Specifications of standards for materials, plant and workmanship, existing Kenya Standards should be used as much as possible, otherwise recognized international standards may also be used.
5. The Procuring Entity should decide whether technical solutions to specified parts of the Works are to be permitted. Alternatives are appropriate in cases where obvious (and potentially less costly) alternatives are possible to the technical solutions indicated in tender documents for certain elements of the Works, taking into consideration the comparative specialized advantage of potential tenderers.
6. The Procuring Entity should provide a description of the selected parts of the Works with appropriate reference to Drawings, Specifications, Bills of Quantities, and Design or Performance criteria, stating that the alternative solutions shall be at least structurally and functionally equivalent to the basic design parameters and Specifications.
7. Such alternative solutions shall be accompanied by all information necessary for a complete evaluation by the Procuring Entity, including drawings, design calculations, technical specifications, breakdown of prices, proposed construction methodology, and other relevant details. Technical alternatives permitted in this manner shall be considered by the Procuring Entity each on its own merits and independently of whether the tenderer has priced the item as described in the Procuring Entity's design included with the tender documents.

Note A list of drawings should be inserted here. The actual drawings including Site plans should be annexed in a separate booklet.

PART III - THE CONDITIONS OF CONTRACT AND CONTRACT

KAPSABET BOYS' HIGH SCHOOL, P.O. BOX 10-30300 - KAPSABET.

PROPOSED ERECTION AND COMPLETION OF DR. WILLIAM RUTO MULTI-PURPOSE HALL FOR KAPSABET BOYS HIGH SCHOOL (LABOUR ONLY)

PROJECT MANAGER (REGIONAL WORKS OFFICER), STATE DEPARTMENT FOR PUBLIC WORKS, P. O. BOX 53-30100 ELDORET

General Conditions of Contract

1. GENERAL PROVISIONS

1.1 Definitions

In this Contract, except where context otherwise requires, the following terms shall be interpreted as indicated below. Words indicating persons or parties include corporations and other legal entities, except where the context requires otherwise.

"Accepted Contract Amount" means the amount accepted in the Letter of Acceptance for the execution and completion of the Works and the remedying of any defects.

"Base Date" means a date 30 day prior to the submission of tenders.

"Bill of Quantities" means the priced and completed Bill of Quantities forming part of the tender.

"Completion Date" means the date of completion of the Works as certified by the Engineer.

"Contract Price" means the price defined in the contract and thereafter as adjusted in accordance with the provisions of the Contract.

"Contract" means the agreement entered into between the Procuring Entity and the Contractor as recorded in the Agreement Form and signed by the parties including all attachments and appendices thereto and all documents incorporated by reference therein to execute, complete, and maintain the Works.

"Contractor's Documents" means the calculations, computer programs and other software, progress reports, drawings, manuals, models and other documents of a technical nature (if any) supplied by the Contractor under the Contract.

"Contractor's Equipment" means all apparatus, machinery, vehicles and other things required for the execution and completion of the Works and the remedying of any defects. However, Contractor's Equipment excludes Temporary Works, Procuring Entity's Equipment (if any), Plant, Materials and any other things intended to form or forming part of the Permanent Works.

"Contractor's Personnel" means the Contractor's Representative and all personnel whom the Contractor utilizes on Site, who may include the staff, labor and other employees of the Contractor and of each Subcontractor; and any other personnel assisting the Contractor in the execution of the Works.

"Contractor's Representative" means the person named by the Contractor in the Contractor appointed from time to time by the Contractor who acts on behalf of the Contractor.

"Contractor" means the person(s) named as contractor in the Form of Tender accepted by the Procuring Entity.

"Cost" means expenditure reasonably incurred (or to be incurred) by the Contractor, whether on or off the Site, including overhead and similar charges, but does not include profit.

"Day" means a calendar day and **"year"** means 365 days.

"Dayworks" means Work inputs subject to payment on a time basis for labour and the associated materials and plant.

"Defect" means any part of the Works not completed in accordance with the Contract.

"Defects Liability Certificate" means the certificate issued by Architect upon correction of defects by the Contractor.

"Defects Liability Period" means the period named in the Special Conditions of Contract and calculated from the Completion Date, within which the contractor is liable for any defects that may develop in the handed over works.

"Defects Notification Period" means the period for notifying defects in the Works or a Section (as the case may be) under Sub-Clause 11.1 [Completion of Outstanding Work and Remedying Defects], which extends over the days stated in the Special Conditions of Contract.

"Drawings" means the drawings of the Works, as included in the Contract, and any additional and modified drawings issued by (or on behalf of) the Procuring Entity in accordance with the Contract.

"Final Payment Certificate" means the payment certificate issued under Sub-Clause 14.13 [Issue of Final Payment Certificate].

"Final Statement" means the statement defined in Sub-Clause 14.11 [Application for Final Payment Certificate]. "Force Majeure" is defined in Clause 19 [Force Majeure].

"Foreign Currency" means a currency of another country (not Kenya) in which part (or all) of the Contract Price is payable, but not the Local Currency.

"Goods" means Contractor's Equipment, Materials, Plant and Temporary Works, or any of them as appropriate.

"Interim Payment Certificate" means a payment certificate issued under Clause 14 [Contract Price and Payment], other than the Final Payment Certificate.

"Laws" means all national legislation, statutes, ordinances, and regulations and by-laws of any legally constituted public authority.

"Letter of Acceptance" means the letter of formal acceptance of a tender, signed by Procuring Entity, including any annexed memoranda comprising agreements between and signed by both Parties.

"Local Currency" means the currency of Kenya.

"Materials" means things of all kinds (other than Plant) intended to form or forming part of the Permanent Works, including the supply-only materials (if any) to be supplied by the Contractor under the Contract.

"Notice of Dissatisfaction" means the notice given by either Party to the other under Sub-Clause 20.3 indicating its dissatisfaction and intention to commence arbitration.

"Special Conditions of Contract" means the pages completed by the Procuring Entity entitled Special Conditions of Contract which constitute Part A of the Special Conditions.

"Party" means the Procuring Entity or the Contractor, as the context requires.

"Payment Certificate" means a payment certificate issued under Clause 14 [Contract Price and Payment]. "Performance Certificate" means the certificate issued under Sub-Clause 11.9 [Performance Certificate]. "Performance Security" means the security (or securities, if any) under Sub-Clause 4.2 [Performance Security]. "Permanent Works" means the permanent works to be executed by the Contractor under the Contract.

"Plant" means the apparatus, machinery and other equipment intended to form or forming part of the Permanent Works, including vehicles purchased for the Procuring Entity and relating to the construction or operation of the Works.

"Procuring Entity's Equipment" means the apparatus, machinery and vehicles (if any) made available by the Procuring Entity for the use of the Contract or in the execution of the Works, as stated in the Specification; but does not include Plant which has not been taken over by the Procuring Entity.

"Procuring Entity's Personnel" means the Engineer, the Engineer, the assistants and all other staff, labor and other employees of the Architect and of the Procuring Entity; and any other personnel notified to the Contractor, by the Procuring Entity or the Engineer, as Procuring Entity's Personnel.

"Procuring Entity" means the Entity named in the Special Conditions of Contract.

"Engineer" is the person named in the Appendix to Conditions of Contract (or any other competent person appointed by the Procuring Entity and notified to the Contractor, to act in replacement of the Engineer) who is responsible for supervising the execution of the Works and administering the Contract and shall be an "Architect" or a "Quantity Surveyor" registered under the Architects and Quantity Surveyors Act Cap 525 or an "Engineer" registered under Engineers Registration Act Cap 530.

"Engineer" means the person appointed by the Procuring Entity to act as the Architect for the purposes of the Contract and named in the Special Conditions of Contract, or other person appointed from time to time by the Procuring Entity and notified to the Contractor

"Provisional Sum" means a sum (if any) which is specified in the Contract as a provisional sum, for the execution of any part of the Works or for the supply of Plant, Materials or services under Sub-Clause 13.5 [Provisional Sums].

"Retention Money" means the accumulated retention moneys which the Procuring Entity retains under Sub-Clause

14.3 [Application for Interim Payment Certificates] and pays under Sub-Clause 14.9 [Payment of Retention Money].

"Schedules" means the document(s) entitled schedules, completed by the Contractor and submitted with the Form of Tender, as included in the Contract.

"Section" means a part of the Works specified in the Special Conditions of Contract as a Section (if any)

"Site Investigation Reports" are those reports that may be included in the tendering documents which are a true and interpretative about the surface and sub-surface condition at the Site.

"Site" means the places where the Permanent Works are to be executed, including storage and working areas, and to which Plant and Materials are to be delivered, and any other places as may be specified in the Contract as forming part of the Site.

"Specification" means the document entitled specification, as included in the Contract, and any additions and modifications to the specification in accordance with the Contract. Such document specifies the Works.

"Start Date" or **"Commencement Date"** is the latest date when the Contractor shall commence execution of the Works. It does not necessarily coincide with the Site possession date(s).

"Statement" means a statement submitted by the Contractor as part of an application, under Clause 14 [Contract Price and Payment], for a payment certificate.

"Subcontractor" means any person named in the Contract as a subcontractor, or any person appointed as a subcontractor, for a part of the Works.

"Taking-Over Certificate" means a certificate issued under Clause 10 [Procuring Entity's Taking Over].

"Temporary Works" means all temporary works of every kind (other than Contractor's Equipment) required on Site for the execution and completion of the Permanent Works and the remedying of any defects.

"Temporary works" means works designed, constructed, installed, and removed by the Contractor which are needed for construction or installation of the Works.

"Tender" means the Form of Tender and all other documents which the Contractor submitted with the Form of Tender, as included in the Contract.

"Tests after Completion" means the tests (if any) which are specified in the Contract and which are carried out in accordance with the Specification after the Works or a Section (as the case may be) are taken over by the Procuring Entity.

"Tests on Completion" means the tests which are specified in the Contract agreed by both Parties or instructed as a Variation, and which are carried out under Clause 9 [Tests on Completion] before the Works or a Section (as the case may be) are taken over by the Procuring Entity.

"Time for Completion" means the time for completing the Works or a Section (as the case may be) as stated in the Special Conditions of Contract (with any extension calculated from the Commencement Date).

"Unforeseeable" means not reasonably foreseeable by an experienced contractor by the Base Date.

"Variation" means any change to the Works, which is instructed or approved as a variation under Clause 13 [Variations and Adjustments].

"Works" means the items the Procuring Entity requires the Contractor to undertake as defined in the Appendix to Conditions of Contract. "Works" may also mean the Permanent Works and the Temporary Works, or either of them as appropriate.

1.2 Interpretation

In the Contract, except where the context requires otherwise:

- a) Words indicating one gender include all genders;
- b) words indicating the singular also include the plural and words indicating the plural also include the singular;
- c) provisions including the word "agree", "agreed" or "agreement" require the agreement to be recorded in writing;
- d) "written" or "in writing" means hand-written, type-written, printed or electronically made, and resulting in a permanent record; and

The marginal words and other headings shall not be taken into consideration in the interpretation of these Conditions.

1.3 Communications

- 1.3.1 Wherever these Conditions provide for the giving or issuing of approvals, certificates, consents, determinations, notices, requests and discharges, these communications shall be:
- a) In writing and delivered by hand (against receipt), sent by mail or courier, or transmitted using any of the agreed systems of electronic transmission as stated in the Special Conditions of Contract; and
 - b) delivered, sent or transmitted to the address for the recipient's communications as stated in the Special Conditions of Contract. However:
 - i) if the recipient gives notice of another address, communications shall thereafter be delivered accordingly; and
 - ii) if the recipient has not stated otherwise when requesting an approval or consent, it may be sent to the address from which the request was issued.
- 1.3.2 Approvals, certificates, consents and determinations shall not be unreasonably withheld or delayed. When a certificate is issued to a Party, the certifier shall send a copy to the other Party. When a notice is issued to a Party, by the other Party or the Engineer, a copy shall be sent to the Architect or the other Party, as the case may be.

1.4 Law and Language

1.4.1 The Contract shall be governed by the laws of Kenya.

1.4.2 The ruling language of the Contract shall be English.

1.5 Priority of Documents

The documents forming the Contract are to be taken as mutually explanatory of one another. For the purposes of interpretation, the priority of the documents shall be in accordance with the following sequence:

- a) The Contract Agreement,
- b) The Letter of Acceptance,
- c) The Special Conditions – Part A,
- d) the Special Conditions – Part B
- e) the General Conditions of Contract
- f) the Form of Tender,
- g) the Specifications and Bills of Quantities
- h) the Drawings, and
- i) the Schedules and any other documents forming part of the Contract.

If an ambiguity or discrepancy is found in the documents, the Architect shall issue any necessary clarification or instruction.

1.6 Contract Agreement

The Parties shall enter into a Contract Agreement within 14 days after the Contractor receives the Contract Agreement, unless the Special Conditions establish otherwise. The Contract Agreement shall be based upon the form annexed to the Special Conditions. The costs of stamp duties and similar charges (if any) imposed by law in connection with entry into the Contract Agreement shall be borne by the Procuring Entity.

1.7 Assignment

The Contractor shall not assign the whole or any part of the Contract or any benefit or interest in or under the Contract. However, the contractor:

- a) May as sign the whole or any part with the prior consent of the Procuring Entity, and
- b) may, as security in favor of a bank or financial institution, assign its right to moneys due, or to become due, under the Contract.

1.8 Care and Supply of Documents

1.8.1 The Specifications and Drawings shall be in the custody and care of the Procuring Entity. Unless otherwise stated in the Contract, two copies of the Contract and of each subsequent Drawings and Bills of Quantities shall be supplied to the Contractor, who may make or request further copies at the cost of the Contractor.

- 1.8.2 Each of the Contractor's Documents shall be in the custody and care of the Contractor, unless and until taken over by the Procuring Entity. Unless otherwise stated in the Contract, the Contractor shall supply to the Architect two copies of each of the Contractor's Documents.
- 1.8.3 The Contractor shall keep, on the Site, a copy of the Contract, publications named in the Specification, the Contractor's Documents (if any), the Drawings and Variations and other communications given under the Contract. The Procuring Entity's Personnel shall have the right of access to all these documents at all reasonable times.
- 1.8.4 If a Party becomes aware of an error or defect in a document which was prepared for use in executing the Works, the Party shall promptly give notice to the other Party of such error or defect.

1.9 Timely provision of Drawings or Instructions

- 1.9.1 The Contractor shall give notice to the Architect whenever the Works are likely to be delayed or disrupted if any necessary drawing or instruction is not issued to the Contractor within a particular time, which shall be reasonable. The notice shall include details of the necessary drawing or instruction, details of why and by when it should be issued, and the nature and amount of the delay or disruption likely to be suffered if it is late.
- 1.9.2 If the Contractor suffers delay and/or incurs Cost as a result of a failure of the Architect to issue the notified drawing or instruction within a time which is reasonable and is specified in the notice with supporting details, the Contractor shall give a further notice to the Architect and shall be entitled subject to Sub-Clause 20.1 [Contractor's Claims] to:
- a) an extension of time for any such delay, if completion is or will be delayed, under Sub-Clause 8.4 [Extension of Time for Completion], and
 - b) payment of any other associated costs accrued, which shall be included in the Contract Price.
- 1.9.3 After receiving this further notice, the Architect shall proceed in accordance with Sub-Clause 3.5 [Determinations] to agree or determine these matters.
- 1.9.4 However, if and to the extent that the Architect failure was caused by any error or delay by the Contractor, including an error in, or delay in the submission of, any of the Contractor's Documents, the Contractor shall not be entitled to such extension of time, or costs accrued.

1.10 Procuring Entity's Use of Contractor's Documents

- 1.10.1 As agreed between the Parties, the Contractor shall retain the copyright and other intellectual property rights in the Contractor's Documents and other design documents made by (or on behalf of) the Contractor.
- 1.10.2 The Contractor shall be deemed (by signing the Contract) to give to the Procuring Entity a non-terminable transferable non-exclusive royalty-free license to copy, use and communicate the Contractor's Documents, including making and using modifications of them. This license shall:
- a) apply throughout the actual or intended working life (whichever is longer) of the relevant parts of the Works,
 - b) entitle any person in proper possession of the relevant part of the Works to copy, use and communicate the Contractor's Documents for the purposes of completing, operating, maintaining, altering, adjusting, repairing and demolishing the Works, and
 - c) in the case of Contractor's Documents which are in the form of computer programs and other software, permit their use on any computer on the Site and other places as envisaged by the Contract, including replacements of any computers supplied by the Contractor.
- 1.10.3 The Contractor's Documents and other design documents made by (or on behalf of) the Contractor shall not, without the Contractor's consent, be used, copied or communicated to a third party by (or on behalf of) the Procuring Entity for purposes other than those permitted under Sub-Clause 1.10.2.

1.11 Contractor's Use of Procuring Entity's Documents

As agreed between the Parties, the Procuring Entity shall retain the copyright and other intellectual property rights in the Specification, the Drawings and other documents made by (or on behalf of) the Procuring Entity. The Contractor may, at his cost, copy, use, and obtain communication of these documents for the purposes of the Contract. They shall not, without the Procuring Entity's consent, be copied, used or communicated to a third party by the Contractor, except as necessary for the purposes of the Contract.

1.12 Confidential Details

- 1.12.1 The Contractor's and the Procuring Entity's Personnel shall ensure confidentiality at all times. The confidentiality shall survive termination or completion of the contract. They shall disclose all such confidential and other information as may be reasonably required in order to verify compliance with the Contract and allow its proper implementation.

1.12.2 The Contractor's and the Procuring Entity's Personnel shall also treat the details of the Contract as private and confidential, except to the extent necessary to carry out their respective obligations under the Contract or to comply with applicable Laws. Each of them shall not publish or disclose any particulars of the Works prepared by the other Party without the previous agreement of the other Party. However, the Contractor shall be permitted to disclose any publicly available information, or information otherwise required to establish his qualifications to compete for other projects.

1.13 Compliance with Laws

The Contractor shall, in performing the Contract, comply with applicable Laws. Unless otherwise stated in the Special Conditions of Contract:

- a) The Procuring Entity shall have obtained (or shall obtain) the planning, zoning, building permit or similar permission for the Permanent Works, and any other permissions described in the Specifications as having been (or to be) obtained by the Procuring Entity; and the Procuring Entity shall indemnify and hold the Contractor harmless against and from the consequences of any failure to do so; and
- b) the Contractor shall give all notices, pay all taxes, duties and fees, and obtain all permits, licenses and approvals, as required by the Laws in relation to the execution and completion of the Works and the remedying of any defects; and the Contractor shall indemnify and hold the Procuring Entity harmless against and from the consequences of any failure to do so, unless the Contractor is impeded to accomplish these actions and shows evidence of its diligence.

1.14 Joint and Several Liability

If the Contractor constitutes (under applicable Laws) a joint venture, consortium or other unincorporated grouping of two or more persons:

- a) These persons shall be deemed to be jointly and severally liable to the Procuring Entity for the performance of the Contract;
- b) these persons shall notify the Procuring Entity of their leader who shall have authority to bind the Contractor and each of these persons; and
- c) the Contractor shall not alter its composition or legal status without the prior consent of the Procuring Entity.

1.15 Inspections and Audit by the Procuring Entity

Pursuant to paragraph 2.2(e) of Appendix B to the General Conditions, the Contractor shall permit and shall cause its subcontractors and sub-consultants to permit, the Public Procurement Regulatory Authority, Procuring Entity and/or persons appointed or designated by the Government of Kenya to inspect the Site and/or the accounts and records relating to the procurement process, selection and/or contract execution, and to have such accounts and records audited by auditors appointed by the Procuring Entity if requested by the Procuring Entity. The Contractor's and its Subcontractors' and sub-consultants' attention is drawn to Sub-Clause 15.6 (Fraud and Corruption) which provides, inter alia, that acts intended to materially impede the exercise of the Procuring Entity's inspection and audit rights constitute a prohibited practice subject to contract termination (as well as to a determination of ineligibility pursuant to the Procuring Entity's prevailing sanctions procedures).

2. THE PROCURING ENTITY

2.1 Right of Access to the Site

- 2.1.1 The Procuring Entity shall give the Contractor right of access to, and possession of, all parts of the Site within the time (or times) stated in the Special Conditions of Contract. The right and possession may not be exclusive to the Contractor. If, under the Contract, the Procuring Entity is required to give (to the Contractor) possession of any foundation, structure, plant or means of access, the Procuring Entity shall do so in the time and manner stated in the Specification. However, the Procuring Entity may withhold any such right or possession until the Performance Security has been received.
- 2.1.2 If no such time is stated in the Special Conditions of Contract, the Procuring Entity shall give the Contractor right of access to, and possession of, the Site within such times as required to enable the Contractor to proceed without disruption in accordance with the programme submitted under Sub-Clause 8.3 [Programme].
- 2.1.3 If the Contractor suffers delay and/or incurs Cost as a result of a failure by the Procuring Entity to give any such right or possession within such time, the Contractor shall give notice to the Architect and shall be entitled subject to Sub-Clause 20.1 [Contractor's Claims] to:

- a) an extension of time for any such delay, if completion is or will be delayed, under Sub-Clause 8.4 [Extension of Time for Completion], and
 - b) payment of any such Cost-plus profit, which shall be included in the Contract Price.
- 2.1.4 After receiving this notice, the Architect shall proceed in accordance with Sub-Clause 3.5 [Determinations] to agree or determine these matters.
- 2.1.5 However, if and to the extent that the Procuring Entity's failure was caused by any error or delay by the Contractor, including an error in, or delay in the submission of, any of the Contractor's Documents, the Contractor shall not be entitled to such extension of time, Cost or profit.

2.2 Permits, Licenses or Approvals

- 2.2.1 The Procuring Entity shall provide, at the request of the Contractor, such reasonable assistance as to allow the Contractor to obtain properly:
- a) Copies of the Laws of Kenya which are relevant to the Contract but are not readily available, and
 - b) any permits, licenses or approvals required by the Laws of Kenya:
 - i) which the Contractor is required to obtain under Sub-Clause 1.13 [Compliance with Laws],
 - ii) for the delivery of Goods, including clearance through customs, and
 - iii) for the export of Contractor's Equipment when it is removed from the Site.

2.3 Procuring Entity's Personnel

The Procuring Entity shall be responsible for ensuring that the Procuring Entity's Personnel and the Procuring Entity's other contractor son the Site:

- a) co-operate with the Contractor's efforts under Sub-Clause 4.6 [Co-operation], and
- b) take actions similar to those which the Contractor is required to take under sub-paragraphs (a), (b) and (c) of Sub-Clause 4.8 [Safety Procedures] and under Sub-Clause 4.18 [Protection of the Environment].

2.4 Procuring Entity's Financial Arrangements

The Procuring Entity shall make and maintain all necessary financial arrangements which will enable the Procuring Entity to pay the Contract Price punctually (as estimated at that time) in accordance with Clause14 [Contract Price and Payment].

3. THE ENGINEER

3.1 Architect Duties and Authority

- 3.1.1. The Procuring Entity shall appoint the Architect who shall carry out the duties as signed to him in the Contract. The Architect staff shall include suitably qualified Assistants and other professionals who are competent to carry out these duties. The Architect Name and Address shall be provided in the **Special Conditions of Contract**.
- 3.1.2. The Architect shall have no authority to amend the Contract.
- 3.1.3. The Architect May exercise the authority attributable to the Architect as specified in or necessarily to be implied from the Contract. If the Architect is required to obtain the approval of the Procuring Entity before exercising a specified authority, the requirements shall be as stated in the **Special Conditions of Contract**. The Procuring Entity shall promptly inform the Contractor of any change to the authority attributed to the Engineer.
- 3.1.4. However, whenever the Architect exercises a specified authority for which the Procuring Entity's approval is required, then (for the purposes of the Contract) the contractor shall require the Architect to provide evidence of such approval before complying with the instruction.
- 3.1.5. Except as otherwise stated in these Conditions:
- a) Whenever carrying out duties or exercising authority, specified in or implied by the Contract, the Architect shall be deemed to act for the Procuring Entity;
 - b) the Architect has no authority to relieve either Party of any duties, obligations or responsibilities under the Contract;
 - c) any approval, check, certificate, consent, examination, inspection, instruction, notice, proposal, request, test, or similar act by the Architect (including absence of disapproval) shall not relieve the Contractor from any

responsibility he has under the Contract, including responsibility for errors, omissions, discrepancies and non-compliances; and

- d) any act by the Architect in response to a Contractor's request shall be notified in writing to the Contractor within 14 days of receipt.

3.1.6. The following provisions shall apply:

The Architect shall obtain the specific approval of the Procuring Entity before taking action under the following Sub-Clauses of these Conditions:

- a) Sub-Clause 4.12: agreeing or determining an extension of time and/or additional cost.
- b) Sub-Clause 13.1: instructing a Variation, except;
 - i) In an emergency situation as determined by the Engineer, or
 - ii) If such a Variation would increase the Accepted Contract Amount by less than the percentage specified in the **Special Conditions of Contract**.
- c) Sub-Clause 13.3: Approving a proposal for Variation submitted by the Contractor in accordance with Sub Clause 13.1 or 13.2.
- d) Sub-Clause 13.4: Specifying the amount payable in each of the applicable three currencies.

- 3.1.7. Notwithstanding the obligation, as set out above, to obtain approval, if, in the opinion of the Engineer, an emergency occurs affecting the safety of life or of the Works or of adjoining property, he may, without relieving the Contractor of any of his duties and responsibility under the Contract, instruct the Contractor to execute all such work or to do all such things as may, in the opinion of the Engineer, be necessary to abate or reduce the risk. The Contractor shall forth with comply, despite the absence of approval of the Procuring Entity, with any such instruction of the Engineer. The Architect shall determine an addition to the Contract Price, in respect of such instruction, in accordance with Clause 13 and shall notify the Contractor accordingly, with a copy to the Procuring Entity.

3.2 Delegation by the Engineer

- 3.2.1. The Architect may from time to time assign duties and delegate authority to assistants and may also revoke such assignment or delegation. These assistants may include a resident Engineer, and/or independent inspectors appointed to inspect and/ or test items of Plant and/or Materials. The assignment, delegation or revocation shall be in writing and shall not take effect until copies have been received by both Parties. However, unless otherwise agreed by both Parties, the Architect shall not delegate the authority to determine any matter in accordance with Sub-Clause 3.5 [Determinations].
- 3.2.2. Each assistant, to whom duties have been assigned or authority has been delegated, shall only be authorized to issue instructions to the Contractor to the extent defined by the delegation. Any approval, check, certificate, consent, examination, inspection, instruction, notice, proposal, request, test, or similar act by an assistant, in accordance with the delegation, shall have the same effect as though the act had been an act of the Engineer. However:
- a) Any failure to disapprove any work, Plant or Materials shall not constitute approval, and shall therefore not prejudice the right of the Architect to reject the work, Plant or Materials;
 - b) If the Contractor questions any determination or instruction of an assistant, the Contractor may refer the matter to the Engineer, who shall promptly confirm, reverse or vary the determination or instruction.

3.3 Instructions of the Engineer

- 3.3.1 The Architect may issue to the Contractor (at any time) instructions and additional or modified Drawings which may be necessary for the execution of the Works and the remedying of any defects, all in accordance with the Contract. The Contractor shall only take instructions from the Engineer, or from an assistant to whom the appropriate authority has been delegated under Clause 3.2.1.
- 3.3.2 The Contractor shall comply with the instructions given by the Architect or delegated assistant, on any matter related to the Contract. Whenever practicable, their instructions shall be given in writing. If the Architect or a delegated assistant:
- a) Gives an oral instruction,
 - b) receives a written confirmation of the instruction, from (or on behalf of) the Contractor, within two working days after giving the instruction, and

- c) does not reply by issuing a written rejection and/or instruction within two working days after receiving the confirmation,

Then the confirmation shall constitute the written instruction of the Architect or delegated assistant (as the case may be).

3.4 Replacement of the Engineer

If the Procuring Entity intends to replace the Engineer, the Procuring Entity shall, in not less than 21 days before the intended date of replacement, give notice to the Contractor of the name, address and relevant experience of the intended person to replace the Engineer.

3.5 Determinations

- 3.5.1 Whenever these Conditions provide that the Architect shall proceed in accordance with this Sub-Clause 3.5 to agree or determine any matter, the Architect shall consult with each Party in an endeavor to reach agreement. If agreement is not achieved, the Architect shall make a fair determination in accordance with the Contract, taking due regard of all relevant circumstances.
- 3.5.2 The Architect shall give notice to both Parties of each agreement or determination, with supporting particulars, within 30 days from the receipt of the corresponding claim or request except when otherwise specified. Each Party shall give effect to each agreement or determination unless and until revised under Clause 20 [Claims, Disputes and Arbitration].

4. THE CONTRACTOR

4.1 Contractor's General Obligations

- 4.1.1 The Contractor shall design (to the extent specified in the Contract), execute and complete the Works in accordance with the Contract and with the Architect instructions, and shall remedy any defects in the Works.
- 4.1.2 The Contractor shall provide the Plant and Contractor's Documents specified in the Contract, and all Contractor's Personnel, Goods, consumables and other things and services, whether of a temporary or permanent nature, required in and for this design, execution, completion and remedying of defects.
- 4.1.3 All equipment, material, and services to be incorporated in or required for the Works shall have their origin in any eligible source country.
- 4.1.4 The Contractor shall be responsible for the adequacy, stability and safety of all Site operations and of all methods of construction. Except to the extent specified in the Contract, the Contractor (i) shall be responsible for all Contractor's Documents, Temporary Works, and such design of each item of Plant and Materials as is required for the item to be in accordance with the Contract, and (ii) shall not otherwise be responsible for the design or specification of the Permanent Works.
- 4.1.5 The Contractor shall, whenever required by the Engineer, submit details of the arrangements and methods which the Contractor proposes to adopt for the execution of the Works. No significant alteration to these arrangements and methods shall be made without this having previously been notified to the Engineer.
- 4.1.6 If the Contract specifies that the Contractor shall design any part of the Permanent Works, then unless otherwise stated in the Special Conditions:
 - a) The Contractor shall submit to the Architect the Contractor's Documents for this part in accordance with the procedures specified in the Contract;
 - b) these Contractor's Documents shall be in accordance with the Specification and Drawings, shall be written in the language for communications defined in Sub-Clause 1.4 [Law and Language], and shall include additional information required by the Architect to add to the Drawings for co-ordination of each Party's designs;
 - c) the Contractor shall be responsible for this part and it shall, when the Works are completed, be fit for such purposes for which the part is intended as are specified in the Contract; and
 - d) prior to the commencement of the Tests on Completion, the Contractor shall submit to the Architect the "as-built" documents and, if applicable, operation and maintenance manuals in accordance with the Specification and in sufficient detail for the Procuring Entity to operate, maintain, dismantle, reassemble, adjust and repair this part of the Works. Such part shall not be considered to be completed for the purposes of taking-over under Sub-Clause 10.1 [Taking Over of the Works and Sections] until these documents and manuals have been submitted to the Engineer.

4.2 Performance Security

- 4.2.1 The Contractor shall obtain (at his cost) a Performance Security for proper performance, in the amount stated in the **Special Conditions of Contract** and denominated in the currency (ies) of the Contract or in a freely convertible currency acceptable to the Procuring Entity. If an amount is not stated in the Special Conditions of Contract, this Sub-Clause shall not apply.
- 4.2.2 The Contractor shall deliver the Performance Security to the Procuring Entity within 30 days after receiving the Notification of Award and shall send a copy to the Engineer. The Performance Security shall be issued by a reputable bank selected by the Contractor and shall be in the form annexed to the Special Conditions, as stipulated by the Procuring Entity in the Special Conditions of Contract, or in another form approved by the Procuring Entity.
- 4.2.3 The Contractor shall ensure that the Performance Security is valid and enforceable until the Contractor has executed and completed the Works and remedied any defects. If the terms of the Performance Security specify its expiry date, and the Contractor has not become entitled to receive the Performance Certificate by the date 30 days prior to the expiry date, the Contractor shall extend the validity of the Performance Security until the Works have been completed and any defects have been remedied.
- 4.2.4 The Procuring Entity shall not make a claim under the Performance Security, except for amounts to which the Procuring Entity is entitled under the Contract.
- 4.2.5 The Procuring Entity shall indemnify and hold the Contractor harmless against and from all damages, losses and expenses (including legal fees and expenses) resulting from a claim under the Performance Security to the extent to which the Procuring Entity was not entitled to make the claim.
- 4.2.6 The Procuring Entity shall return the Performance Security to the Contractor within 14 days after receiving a copy of the Taking-Over Certificate.
- 4.2.7 Without limitation to the provisions of the rest of this Sub-Clause, whenever the Architect determines an addition or a reduction to the Contract Price as a result of a change in cost and/ or legislation, or as a result of a Variation, amounting to more than 25 percent of the portion of the Contract Price payable in a specific currency, the Contractor shall at the Architect request promptly increase, or may decrease, as the case may be, the value of the Performance Security in that currency by an equal percentage.

4.3 Contractor's Representative

- 4.3.1 The Contractor shall appoint the Contractor's Representative and shall give him all authority necessary to act on the Contractor's behalf under the Contract. The Contractor's Representative's Name and Address shall be provided in the **Special Conditions of Contract**.
- 4.3.2 Unless the Contractor's Representative **is named in the Contract**, the Contractor shall, prior to the Commencement Date, submit to the Architect for consent the name and particulars of the person the Contractor proposes to appoint as Contractor's Representative. If consent is withheld or subsequently revoked in terms of Sub-Clause 6.9 [Contractor's Personnel], or if the appointed person fails to act as Contractor's Representative, the Contractor shall similarly submit the name and particulars of another suitable person for such appointment.
- 4.3.3 The Contractor shall not, without the prior consent of the Engineer, revoke the appointment of the Contractor's Representative or appoint a replacement.
- 4.3.4 The whole time of the Contractor's Representative shall be given to directing the Contractor's performance of the Contract. If the Contractor's Representative is to be temporarily absent from the Site during the execution of the Works, a suitable replacement person shall be appointed, subject to the Architect prior consent, and the Architect shall be notified accordingly.
- 4.3.5 The Contractor's Representative shall, on behalf of the Contractor, receive instructions under Sub-Clause 3.3 [Instructions of the Engineer].
- 4.3.6 The Contractor's Representative may delegate any powers, functions and authority to any competent person, and may at any time revoke the delegation. Any delegation or revocation shall not take effect until the Architect has received prior notice signed by the Contractor's Representative, naming the person and specifying the powers, functions and authority being delegated or revoked.
- 4.3.7 The Contractor's Representative shall be fluent in the language for communications defined in Sub-Clause 1.4 [Law and Language]. If the Contractor's Representative's delegates are not fluent in the said language, the Contractor shall make competent interpreters available during all working hours in a number deemed sufficient by the Engineer.

4.4 Sub-contractors

- 4.4.1 The Contractor shall not subcontract the whole of the Works. The contractor may however subcontract the works as provided in Clause 34.2.

- 4.4.2 The Contractor shall be responsible for the acts or defaults of any Subcontractor, his agents or employees, as if they were the acts or defaults of the Contractor. Unless otherwise stated in the Special Conditions:
- a) The Contractor shall not be required to obtain consent to suppliers solely of Materials, or to a subcontract for which the Subcontractor is named in the Contract;
 - b) The prior consent of the Procuring Entity shall be obtained to other proposed Subcontractors;
 - c) the Contractor shall give the Procuring Entity not less than 14 days' notice of the intended date of the commencement of each Subcontractor's work, and of the commencement of such work on the Site; and
 - d) each subcontract shall include provisions which would entitle the Procuring Entity to require the subcontract to be assigned to the Procuring Entity under Sub-Clause 4.5 [Assignment of Benefit of Subcontract] (if or when applicable) or in the event of termination under Sub-Clause 15.2 [Termination by Procuring Entity].
- 4.4.3 The Contractor shall ensure that the requirements imposed on the Contractor by Sub-Clause 1.12 [Confidential Details] apply equally to each Subcontractor.
- 4.4.4 Where practicable, the Contractor shall give fair and reasonable opportunity for contractors from Kenya to be appointed as Subcontractors.

4.5 Assignment of Benefit of Subcontract

If a Subcontractor's obligations extend beyond the expiry date of the relevant Defects Notification Period and the Engineer, prior to this date, instructs the Contractor to assign the benefit of such obligations to the Procuring Entity, then the Contractor shall do so. Unless otherwise stated in the assignment, the Contractor shall have no liability to the Procuring Entity for the work carried out by the Subcontractor after the assignment takes effect.

4.6 Co-operation

- 4.6.1 The Contractor shall, as specified in the Contract or as instructed by the Engineer, allow appropriate opportunities for carrying out work to:
- a) The Procuring Entity's Personnel,
 - b) Any other contractors employed by the Procuring Entity, and
 - c) The personnel of any legally constituted public authorities, who may be employed in the execution on or near the Site of any work not included in the Contract.
- 4.6.2 Any such instruction shall constitute a Variation if and to the extent that it cause sthe Contractor to suffer delays and/or to incur Unforeseeable Cost. Services for these personnel and other contractors may include the use of Contractor's Equipment, Temporary Works or access arrangements which are the responsibility of the Contractor.
- 4.6.3 If, under the Contract, the Procuring Entity is required to give to the Contractor possession of any foundation, structure, plant or means of access in accordance with Contractor's Documents, the Contractor shall submit such documents to the Architect in the time and manner stated in the Specification.

4.7 Setting Out of the Works

- 4.7.1 The Contractor shall set out the Works in relation to original points, lines and levels of reference specified in the Contractor notified by the Engineer. The Contractor shall be responsible for the correct positioning of all parts of the Works, and shall rectify any error in the positions, levels, dimensions or alignment of the Works.
- 4.7.2 The Procuring Entity shall be responsible for any errors in these specified or notified items of reference, but the Contractor shall use reasonable efforts to verify their accuracy before they are used.
- 4.7.3 If the Contractor suffers delay and/or incurs Cost from executing work which was necessitated by an error in these items of reference, and an experienced contractor could not reasonably have discovered such error and avoided this delay and/ or Cost, the Contractor shall give notice to the Architect and shall be entitled subject to Sub-Clause 20.1 [Contractor's Claims] to:
- a) an extension of time for any such delay, if completion is or will be delayed, under Sub-Clause 8.4 [Extension of Time for Completion], and
 - b) payment of any such costs accrued, which shall be included in the Contract Price.
- 4.7.4 After receiving this notice, the Architect shall proceed in accordance with Sub-Clause 3.5 [Determinations] to agree or determine (i) whether and (if so) to what extent the error could not reasonably have been discovered, and (ii) the matters described in sub-paragraphs (a) and (b) above related to this.

4.8 Safety Procedures

The Contractor shall:

- a) Comply with all applicable safety regulations,
- b) Take care for the safety of all persons entitled to be on the Site,
- c) Use reasonable efforts to keep the Site and Works clear of unnecessary obstruction so as to avoid danger to these persons,
- d) provide fencing, lighting, guarding and watching of the Works until completion and taking over under Clause 10 [Procuring Entity's Taking Over], and
- e) provide any Temporary Works (including roadways, footways, guards and fences) which may be necessary, because of the execution of the Works, for the use and protection of the public and of owners and occupiers of adjacent land.

4.9 Quality Assurance

4.9.1 The Contractor shall institute a quality assurance system to demonstrate compliance with the requirements of the Contract. The system shall be in accordance with the details stated in the Contract. The Architect shall be entitled to audit any aspect of the system.

4.9.2 Details of all procedures and compliance documents shall be submitted to the Architect for information before each design and execution stage is commenced. When any document of a technical nature is issued to the Engineer, evidence of the prior approval by the Contractor itself shall be apparent on the document itself.

Compliance with the quality assurance system shall not relieve the Contractor of any of his duties, obligations or responsibilities under the Contract.

4.10 Site Data

4.10.1 The Procuring Entity shall have made available to the Contractor for his information, prior to the Base Date, all relevant data in the Procuring Entity's possession on sub-surface and hydrological conditions at the Site, including environmental aspects. The Procuring Entity shall similarly make available to the Contractor all such data which come into the Procuring Entity's possession after the Base Date. The Contractor shall be responsible for interpreting all such data.

4.10.2 To the extent which was practicable (taking account of cost and time), the Contractor shall be deemed to have obtained all necessary information as to risks, contingencies and other circumstances which may influence or affect the Tender or Works. To the same extent, the Contractor shall be deemed to have inspected and examined the Site, its surroundings, the above data and other available information, and to have been satisfied before submitting the Tender as to all relevant matters, including (without limitation):

- a) The form and nature of the Site, including sub-surface conditions,
- b) the hydrological and climatic conditions,
- c) the extent and nature of the work and Goods necessary for the execution and completion of the Works and the remedying of any defects,
- d) the Laws, procedures and labour practices of Kenya, and
- e) the Contractor's requirements for access, accommodation, facilities, personnel, power, transport, water and other services.

4.11 Sufficiency of the Accepted Contract Amount

4.11.1 The Contractor shall be deemed to:

- a) Have satisfied itself as to the correctness and sufficiency of the Accepted Contract Amount, and
- b) have based the Accepted Contract Amount on the data, interpretations, necessary information, inspections, examinations and satisfaction as to all relevant matters referred to in Sub-Clause 4.10 [Site Data].

4.11.2 Unless otherwise stated in the Contract, the Accepted Contract Amount covers all the Contractor's obligations under the Contract (including those under Provisional Sums, if any) and all things necessary for the proper execution and completion of the Works and the remedying of any defects.

4.12 Unforeseeable Physical Conditions

- 4.12.1 In this Sub-Clause, "physical conditions" means natural physical conditions and man-made and other physical obstructions and pollutants, which the Contractor encounters at the Site when executing the Works, including sub-surface and hydrological conditions but excluding climatic conditions.
- 4.12.2 If the Contractor encounters adverse physical conditions which he considers to have been Unforeseeable, the Contractor shall give notice to the Architect as soon as practicable.
- 4.12.3 This notice shall describe the physical conditions, so that they can be inspected by the Architect and shall set out the reasons why the Contractor considers them to be Unforeseeable. The Contractor shall continue executing the Works, using such proper and reasonable measures as are appropriate for the physical conditions, and shall comply with any instructions which the Architect may give. If an instruction constitutes a Variation, Clause 13 [Variations and Adjustments] shall apply.
- 4.12.4 If and to the extent that the Contractor encounters physical conditions which are Unforeseeable, gives such a notice, and suffers delay and/or incurs Cost due to these conditions, the Contractor shall be entitled subject to notice under Sub-Clause 20.1 [Contractor's Claims] to:
- a) an extension of time for any such delay, if completion is or will be delayed, under Sub-Clause 8.4 [Extension of Time for Completion], and
 - b) payment of any such Cost, which shall be included in the Contract Price.
- 4.12.5 Upon receiving such notice and inspecting and/or investigating these physical conditions, the Architect shall proceed in accordance with Sub-Clause 3.5 [Determinations] to agree or determine (i) whether and (if so) to what extent these physical conditions were Unforeseeable, and (ii) the matters described in sub-paragraphs (a) and (b) above related to this extent.
- 4.12.6 However, before additional Cost is finally agreed or determined under sub-paragraph (ii), the Architect may also review whether other physical conditions in similar parts of the Works (if any) were more favorable than could reasonably have been foreseen when the Contractor submitted the Tender. If and to the extent that these more favorable conditions were encountered, the Architect may proceed in accordance with Sub-Clause 3.5 [Determinations] to agree or determine the reductions in Cost which were due to these conditions, which may be included (as deductions) in the Contract Price and Payment Certificates. However, the net effect of all adjustments under sub-paragraph (b) and all these reductions, for all the physical conditions encountered in similar parts of the Works, shall not result in a net reduction in the Contract Price.
- 4.12.7 The Architect shall take account of any evidence of the physical conditions foreseen by the submitting the Tender, which shall be made available by the Contractor, but shall not be bound by the Contractor's interpretation of any such evidence.

4.13 Rights of Way and Facilities

Unless otherwise specified in the Contract the Procuring Entity shall provide effective access to and possession of the Site including special and/or temporary rights-of-way which are necessary for the Works. The Contractor shall obtain, at his risk and cost, any additional rights of way or facilities outside the Site which he may require for the purposes of the Works.

4.14 Avoidance of Interference

- 4.14.1 The Contractor shall not interfere unnecessarily or improperly with:
- a) The convenience of the public, or
 - b) The access to and use and occupation of all roads and foot paths, irrespective of whether they are public or in the possession of the Procuring Entity or of others.
- 4.14.2 The Contractor shall indemnify and hold the Procuring Entity harmless against and from all damages, losses and expenses (including legal fees and expenses) resulting from any such unnecessary or improper interference.

4.15 Access Route

- 4.15.1 The Contractor shall be deemed to have been satisfied as to the suitability and availability of access routes to the Site at Base Date. The Contractor shall use reasonable efforts to prevent any road or bridge from being damaged by the Contractor's traffic or by the Contractor's Personnel. These efforts shall include the proper use of appropriate vehicles and routes.
- 4.15.2 Except as otherwise stated in these Conditions:

- a) The Contractor shall (as between the Parties) be responsible for any maintenance which may be required for his use of access routes;
- b) the Contractor shall provide all necessary signs or directions along access routes, and shall obtain any permission which may be required from the relevant authorities for his use of routes, signs and directions;
- c) the Procuring Entity shall not be responsible for any claims which may arise from the use or otherwise of any access route;

the Procuring Entity does not guarantee the suitability or availability of particular access routes; and

- d) Costs due to non-suitability or non-availability, for the use required by the Contractor, of access routes shall be borne by the Contractor.

4.16 Transport of Goods

Unless otherwise stated in the Special Conditions:

- a) the Contractor shall give the Architect not less than 21 days' notice of the date on which any Plant or a major item of other Goods will be delivered to the Site;
- b) the Contractor shall be responsible for packing, loading, transporting, receiving, unloading, storing and protecting all Goods and other things required for the Works; and
- c) the Contractor shall indemnify and hold the Procuring Entity harmless against and from all damages, losses and expenses (including legal fees and expenses) resulting from the transport of Goods and shall negotiate and pay all claims arising from their transport.

4.17 Contractor's Equipment

The Contractor shall be responsible for all Contractor's Equipment. When brought on to the Site, Contractor's Equipment shall be deemed to be exclusively intended for the execution of the Works. The Contractor shall not remove from the Site any major items of Contractor's Equipment without the consent of the Engineer. However, consent shall not be required for vehicles transporting Goods or Contractor's Personnel off Site.

4.18 Protection of the Environment

- 4.18.1 The contractor shall comply with the applicable environmental laws, regulations and policies.
- 4.18.2 The Contractor shall take all reasonable steps to protect the environment (both on and off the Site) and to limit damage and nuisance to people and property resulting from pollution, noise and other results of his operations.
- 4.18.3 The Contractors shall ensure that emissions, surfaced is charges and effluent from the Contractor's activities shall not exceed the values stated in the Specification or prescribed by applicable Laws.

4.19 Electricity, Water and Gas

- 4.19.1 The Contractor shall, except as stated below, be responsible for the provision of all power, water and other services he may require for his construction activities and to the extent defined in the Specifications, for the tests.
- 4.19.2 The Contractor shall be entitled to use for the purposes of the Works such supplies of electricity, water, gas and other services as may be available on the Site and of which details and prices are given in the Specifications. The Contractor shall, at his risk and cost, provide any apparatus necessary for his use of these services and for measuring the quantities consumed.
- 4.19.3 The quantities consumed and the amounts due (at these prices) for such services shall be agreed or determined by the Architect in accordance with Sub-Clause 2.5 [Procuring Entity's Claims] and Sub-Clause 3.5 [Determinations]. The Contractor shall pay these amounts to the Procuring Entity.

4.20 Procuring Entity's Equipment and Free-Issue Materials

- 4.20.1 The Procuring Entity shall make the Procuring Entity's Equipment (if any) available for the use of the Contractor in the execution of the Works in accordance with the details, arrangements and prices stated in the Specification. Unless otherwise stated in the Specification:
 - a) The Procuring Entity shall be responsible for the Procuring Entity's Equipment, except that
 - b) the Contractor shall be responsible for each item of Procuring Entity's Equipment whilst any of the Contractor's Personnel is operating it, driving it, directing it or in possession or control of it.

- 4.20.2 The appropriate quantities and the amounts due (at such stated prices) for the use of Procuring Entity's Equipment shall be agreed or determined by the Architect in accordance with Sub-Clause 2.5 [Procuring Entity's Claims] and Sub-Clause 3.5 [Determinations]. The Contractor shall pay these amounts to the Procuring Entity.
- 4.20.3 The Procuring Entity shall supply, free of charge, the "free-issue materials" (if any) in accordance with the details stated in the Specification. The Procuring Entity shall, at his risk and cost, provide these materials at the time and place specified in the Contract. The Contractor shall then visually inspect them and shall promptly give notice to the Architect of any shortage, defect or default in these materials. Unless otherwise agreed by both Parties, the Procuring Entity shall immediately rectify the notified shortage, defect or default.
- 4.20.4 After this visual inspection, the free-issue materials shall come under the care, custody and control of the Contractor. The Contractor's obligations of inspection, care, custody and control shall not relieve the Procuring Entity of liability for any shortage, defect or default not apparent from a visual inspection.

4.21 Progress Reports

- 4.21.1 Unless otherwise stated in the Special Conditions, monthly progress reports shall be prepared by the Contractor and submitted to the Architect in six copies. The first report shall cover the period up to the end of the first calendar month following the Commencement Date. Reports shall be submitted monthly thereafter, each within 7 days after the last day of the period to which it relates.
- 4.21.2 Reporting shall continue until the Contractor has completed all work which is known to be outstanding at the completion date stated in the Taking-Over Certificate for the Works. Each report shall include:
- a) charts and detailed descriptions of progress, including each stage of design (if any), Contractor's Documents, procurement, manufacture, delivery to Site, construction, erection and testing; and including these stages for work by each nominated Subcontractor (as defined in Clause 5 [Nominated Subcontractors]),
 - b) photographs showing the status of manufacture and of progress on the Site;
 - c) for the manufacture of each main item of Plant and Materials, the name of the manufacturer, manufacture location, percentage progress, and the actual or expected dates of:
 - i) commencement of manufacture,
 - ii) Contractor's inspections,
 - iii) tests, and
 - iv) shipment and arrival at the Site;
 - d) the details described in Sub-Clause 6.10 [Records of Contractor's Personnel and Equipment];
 - e) copies of quality assurance documents, test results and certificates of Materials;
 - f) list of notices given under Sub-Clause 2.5 [Procuring Entity's Claims] and notices given under Sub-Clause 20.1 [Contractor's Claims];
 - g) safety statistics, including details of any hazardous incidents and activities relating to environmental aspects and public relations; and
 - h) comparison so factual and planned progress, with details of any events or circumstances which may jeopardize the completion in accordance with the Contract, and the measures being (or to be) adopted to overcome delays.

4.22 Security of the Site

Unless otherwise stated in the Special Conditions:

- a) The Contractor shall be responsible for keeping unauthorized persons off the Site, and
- b) authorized persons shall be limited to the Contractor's Personnel and the Procuring Entity's Personnel; and to any other personnel notified to the Contractor, by the Procuring Entity or the Engineer, as authorized personnel of the Procuring Entity's other contractors on the Site.

4.23 Contractor's Operations on Site

- 4.23.1 The Contractor shall confine his operations to the Site, and to any additional areas which may be obtained by the Contractor and agreed by the Architect as additional working areas. The Contractor shall take all necessary precautions to keep Contractor's Equipment and Contractor's Personnel within the Site and these additional areas, and to keep them off adjacent land.
- 4.23.2 During the execution of the Works, the Contractor shall keep the Site free from all unnecessary obstruction and shall store or dispose of any Contractor's Equipment or surplus materials. The Contractor shall clear away and remove from the Site any wreckage, rubbish and Temporary Works which are no longer required.
- 4.23.3 Upon the issue of a Taking-Over Certificate, the Contractor shall clear away and remove, from that part of the Site and Works to which the Taking-Over Certificate refers, all Contractor's Equipment, surplus material, wreckage, rubbish and Temporary Works. The Contractor shall leave that part of the Site and the Works in a clean and safe condition. However, the Contractor may retain on Site, during the Defects Notification Period, such Goods as are required for the Contractor to fulfill obligations under the Contract.

4.24 Fossils

- 4.24.1 All fossils, coins, articles of value or antiquity, and structures and other remains or items of geological or archaeological interest found on the Site shall be placed under the care and authority of the Procuring Entity. The Contractor shall take reasonable precautions to prevent Contractor's Personnel or other persons from removing or damaging any of these findings.
- 4.24.2 The Contractor shall, upon discovery of any such finding, promptly give notice to the Engineer, who shall issue instructions for dealing with it. If the Contractor suffers delay and/or incurs Cost from complying with the instructions, the Contractor shall give a further notice to the Architect and shall be entitled subject to Sub- Clause 20.1 [Contractor's Claims] to:
- a) an extension of time for any such delay, if completion is or will be delayed, under Sub-Clause 8.4 [Extension of Time for Completion], and
 - b) payment of any such Cost, which shall be included in the Contract Price.

After receiving this further notice, the Architect shall proceed in accordance with Sub-Clause 3.5 [Determinations] to agree or determine these matters.

5. NOMINATED SUBCONTRACTORS

5.1 Definition of "nominated Subcontractor"

In this Contract, "nominated Subcontractor" means a Subcontractor:

- a) Who is nominated by the Procuring Entity, or
- b) Contractor has nominated as a Subcontractor subject to Sub-Clause 5.2 [Objection to Notification].

5.2 Objection to Nomination

The Contractor shall not be under any obligation to employ a nominated Subcontractor against whom the Contractor raises reasonable objection by notice to the Procuring Entity as soon as practicable, with supporting particulars. An objection shall be deemed reasonable if it arises from (among other things) any of the following matters, unless the Procuring Entity agrees in writing to indemnify the Contractor against and from the consequences of the matter:

- a) there are reasons to believe that the Subcontractor does not have sufficient competence, resources or financial strength;
- b) the nominated Subcontractor does not accept to indemnify the Contractor against and from any negligence or misuse of Goods by the nominated Subcontractor, his agents and employees; or
- c) the nominated Subcontractor does not accept to enter into a subcontract which specifies that, for the subcontracted work (including design, if any), the nominated Subcontractor shall:
 - i) undertake to the Contractor such obligations and liabilities as will enable the Contractor to discharge his obligations and liabilities under the Contract;
 - ii) indemnify the Contractor against and from all obligations and liabilities arising under or in connection with the Contract and from the consequences of any failure by the Subcontractor to perform these obligations or to fulfill these liabilities, and

- iii) be paid only if and when the Contractor has received from the Procuring Entity payments for sums due under the Subcontract referred to under Sub-Clause 5.3 [Payment to nominated Subcontractors].

5.3 Payments to nominated Subcontractors

The Contractor shall pay to the nominated Subcontractor the amounts shown on the nominated Subcontractor's invoices approved by the Contractor which the Architect certifies to be due in accordance with the subcontract. These amounts plus other charges shall be included in the Contract Price in accordance with sub-paragraph (b) of Sub-Clause 13.5 [Provisional Sums], except as stated in Sub-Clause 5.4 [Evidence of Payments].

5.4 Evidence of Payments

5.4.1 Before issuing a Payment Certificate which includes an amount payable to a nominated Subcontractor, the Architect may request the Contractor to supply reasonable evidence that the nominated Subcontractor has received all amounts due in accordance with previous Payment Certificates, less applicable deductions for retention or otherwise. Unless the Contractor:

- a) Submits this reasonable evidence to the Engineer, or
- b) Satisfies the Architect in writing that the Contractor is reasonably entitled to withhold or refuse to pay these amounts, and
- c) Submits to the Architect reasonable evidence that the nominated Subcontractor has been notified of the Contractor's entitlement, then the Procuring Entity may (at his sole discretion) pay, direct to the nominated Subcontractor, part or all of such amounts previously certified (less applicable deductions) as are due to the nominated Subcontractor and for which the Contractor has failed to submit the evidence described in sub-paragraphs (a) or (b) above. The Contractor shall then repay, to the Procuring Entity, the amount which the nominated Subcontractor was directly paid by the Procuring Entity.

6. STAFF AND LABOR

6.1 Engagement of Staff and Labor

Except as otherwise stated in the Specification, the Contractor shall make arrangements for the engagement of all staff and labor, local or otherwise, and for their payment, feeding, transport, and, when appropriate, housing. The Contractor is encouraged, to the extent practicable and reasonable, to employ staff and labor with appropriate qualifications and experience from sources within Kenya.

6.2 Rates of Wages and Conditions of Labor

6.2.1 The Contractor shall pay rates of wages, and observe conditions of labor, which are not lower than those established for the trade or industry where the work is carried out. If no established rates or conditions are applicable, the Contractor shall pay rates of wages and observe conditions which are not lower than the general level of wages and conditions observed locally by Procuring Entity's whose trade or industry is similar to that of the Contractor.

6.2.2 The Contractor shall inform the Contractor's Personnel about their liability to pay personal income taxes in Kenya in respect of such of their salaries, wages, allowances and any benefits as are subject to tax under the Laws of Kenya for the time being in force, and the Contractor shall perform such duties in regard to such deductions there of as may be imposed on him by such Laws.

6.3 Persons in the Service of Procuring Entity

The Contractor shall not recruit, or attempt to recruit, staff and labour from amongst the Procuring Entity's Personnel.

6.4 Labor Laws

The Contractor shall comply with all the relevant labour Laws applicable to the Contractor's Personnel, including Laws relating to their employment, employment of children, health, safety, welfare, immigration and emigration, and shall allow them all their legal rights. The Contractor shall require his employees to obey all applicable Laws, including those concerning safety at work.

6.5 Working Hours

No work shall be carried out on the Site on locally recognized days of rest, or outside the normal working hours stated in the Special Conditions of Contract, unless:

- a) Otherwise stated in the Contract,
- b) The Architect gives consent, or

- c) The work is unavoidable, or necessary for the protection of life or property or for the safety of the Works, in which case the Contractor shall immediately advise the Engineer, provided that work done outside the normal working hours shall be considered and paid for as overtime.

6.6 Facilities for Staff and Labor

Except as otherwise stated in the Specification, the Contractor shall provide and maintain all necessary accommodation and welfare facilities on site for the Contractor's Personnel. The Contractor shall also provide facilities for the Procuring Entity's Personnel as stated in the Specifications. The Contractor shall not permit any of the Contractor's Personnel to maintain any temporary or permanent living quarters within the structures forming part of the Permanent Works.

6.7 Health and Safety

- 6.7.1 The Contractor shall at all times take all reasonable precautions to maintain the health and safety of the Contractor's Personnel. In collaboration with local health authorities, the Contractor shall ensure that medical staff, first aid facilities, sick bay and ambulance service are available at all times at the Site and at any accommodation for Contractor's and Procuring Entity's Personnel, and that suitable arrangements are made for all necessary welfare and hygiene requirements and for the prevention of epidemics.
- 6.7.2 The Contractor shall appoint an accident prevention officer at the Site, responsible for maintaining safety and protection against accidents. This person shall be qualified for this responsibility and shall have the authority to issue instructions and take protective measures to prevent accidents. Throughout the execution of the Works, the Contractor shall provide whatever is required by this person to exercise this responsibility and authority.
- 6.7.3 The Contractor shall send, to the Engineer, details of any accident as soon as practicable after its occurrence. The Contractor shall maintain records and make reports concerning health, safety and welfare of persons, and damage to property, as the Architect may reasonably require.
- 6.7.4 The Contractor shall conduct an awareness programme on HIV and other sexually transmitted diseases via an approved service provider and shall undertake such other measures taken to reduce the risk of the transfer of these diseases between and among the Contractor's Personnel and the local community, to promote early diagnosis and to assist affected individuals.

6.8 Contractor's Superintendence

- 6.8.1 Throughout the execution of the Works, and as long thereafter as is necessary to fulfill the Contractor's obligations, the Contractor shall provide all necessary superintendence to plan, arrange, direct, manage, inspect and test the work.
- 6.8.2 Superintendence shall be given by a sufficient number of persons having adequate knowledge of the language for communications (defined in Sub-Clause 1.4 [Law and Language]) and of the operations to be carried out (including the methods and techniques required, the hazards likely to be encountered and methods of preventing accidents), for the satisfactory and safe execution of the Works.

6.9 Contractor's Personnel

- 6.9.1 The Contractor's Personnel shall be appropriately qualified, skilled and experienced in their respective trades or occupations. The Contractor's Key personnel shall be named in the Special Conditions of Contract. The Architect may require the Contractor to remove (or cause to be removed) any person employed on the Site or Works, including the Contractor's Representative if applicable, who:
 - a) Persists in any misconduct or lack of care,
 - b) Carries out duties in competently or negligently,
 - c) fails to conform with any provisions of the Contract,
 - d) persists in any conduct which is prejudicial to safety, health, or the protection of the environment, or
 - e) based on reasonable evidence, is determined to have engaged in Fraud and Corruption during the execution of the Works.
- 6.9.2 If appropriate, the Contractor shall then appoint (or cause to be appointed) a suitable replacement person.

6.10 Records of Contractor's Personnel and Equipment

The Contractor shall submit, to the Engineer, details showing the number of each class of Contractor's Personnel and of each type of Contractor's Equipment on the Site. Details shall be submitted each calendar month, in a form approved by the Engineer, until the Contractor has completed all work which is known to be outstanding at the completion date stated in the Taking-Over Certificate for the Works.

6.11 Disorderly Conduct

The Contractor shall at all times take all reasonable precautions to prevent any unlawful, riotous or disorderly conduct by or amongst the Contractor's Personnel, and to preserve peace and protection of persons and property on and near the Site.

6.12 Foreign Personnel

6.12.1 The Contractor shall not employ foreign personnel unless the contractor demonstrates that there are no Kenyans with the required skills.

6.12.2 The Contractor shall be responsible for the return of any foreign personnel to the place where they were recruited or to their domicile. In the event of the death in Kenya of any of these personnel or members of their families, the Contractor shall similarly be responsible for making the appropriate arrangements for their return or burial.

6.13 Supply of Water

The Contractor shall, having regard to local conditions, provide on the Site an adequate supply of drinking and other water for the use of the Contractor's Personnel.

6.14 Measures against Insect and Pest Nuisance

The Contractor shall at all times take the necessary precautions to protect the Contractor's Personnel employed on the Site from insect and pest nuisance, and to reduce the danger to their health. The Contractor shall comply with all the regulations of the local health authorities, including use of appropriate insecticide.

6.15 Alcoholic Liquor or Drugs

The Contractor shall not, otherwise than in accordance with the Laws of Kenya, onsite, import, sell, give, barter or otherwise dispose of any alcoholic liquor or drugs, or permit or allow importation, sale, gift, barter or disposal thereof by Contractor's Personnel.

6.16 Prohibition of Forced or Compulsory Labour

The Contractor shall not employ forced labor, which consists of any work or service, not voluntarily performed, that is exacted from an individual under threat of force or penalty, and includes any kind of involuntary or compulsory labor, such as indentured labor, bonded labor or similar labor-contracting arrangements.

6.17 Prohibition of Harmful Child Labor

The Contractor shall not employ children in a manner that is economically exploitative, or is likely to be hazardous, or to interfere with, the child's education, or to be harmful to the child's health or physical, mental, spiritual, moral, or social development. Where the relevant labour laws of Kenya have provisions for employment of minors, the Contractor shall follow those laws applicable to the Contractor. Children below the age of 18 years shall not be employed in dangerous work.

6.18 Employment Records of Workers

The Contractor shall keep complete and accurate records of the employment of labour at the Site. The records shall include the names, ages, genders, hours worked and wages paid to all workers. These records shall be summarized on a monthly basis and submitted to the Engineer. These records shall be included in the details to be submitted by the Contractor under Sub-Clause 6.10 [Records of Contractor's Personnel and Equipment].

6.19 Workers' Organizations

The Contractor shall comply with the relevant labor laws that recognize workers' rights to form and to join workers' organizations of their choosing without interference.

6.20 Non-Discrimination and Equal Opportunity

The Contractor shall base the labour employment on the principle of equal opportunity and fair treatment and shall not discriminate with respect to aspects of the employment relationship, including recruitment and hiring, compensation (including wages and benefits), working conditions and terms of employment, access to training, promotion, termination of employ mentor retirement, and discipline.

7. PLANT, MATERIALS AND WORKMANSHIP

7.1. Manner of Execution

The Contractor shall carry out the manufacture/assemble of plant, the production and manufacture of Materials, and all other execution of the Works:

- a) In the manner (if any) specified in the Contract,
- b) in a proper workman like and careful manner, in accordance with recognized good practice, and
- c) with properly equipped facilities and non-hazardous Materials, except as otherwise specified in the Contract.

7.2. Samples

The Contractor shall submit the following samples of Materials, and relevant information, to the Architect for consent prior to using the Material in or for the Works:

- a) manufacturer's standard samples of Materials and samples specified in the Contract, all at the Contractor's cost, and
- b) additional samples instructed by the Architect as a Variation.

Each sample shall be labeled as to origin and intended use in the Works.

7.3. Inspection

7.3.1 The Procuring Entity's Personnel shall at all reasonable times:

- a) Have full access to all parts of the Site and to all places from which natural Materials are being obtained, and
- b) during production, manufacture and construction (at the Site and elsewhere), be entitled to examine, inspect, measure and test the materials and workmanship, and to check the progress of manufacture of Plant and production and manufacture of Materials.

7.3.2 The Contractor shall give the Procuring Entity's Personnel full opportunity to carry out these activities, including providing access, facilities, permissions and safety equipment. No such activity shall relieve the Contractor from any obligation or responsibility.

7.3.3 The Contractor shall give notice to the Architect whenever any work is ready and before it is covered up, put out of sight, or packaged for storage or transport. The Architect shall then either carry out the examination, inspection, measurement or testing without unreasonable delay, or promptly give notice to the Contractor that the Architect does not require to do so. If the Contractor fails to give the notice, he shall, if and when required by the Engineer, uncover the work and there after reinstate and make good, all at the Contractor's cost.

7.4. Testing

7.4.1 This Sub-Clause shall apply to all tests specified in the Contract.

7.4.2 Except as otherwise specified in the Contract, the Contractor shall provide all apparatus, assistance, documents and other information, electricity, equipment, fuel, consumables, instruments, labor, materials, and suitably qualified and experienced staff, as are necessary to carry out the specified tests efficiently. The Contractor shall agree, with the Engineer, the time and place for the specified testing of any Plant, Materials and other parts of the Works.

7.4.3 The Architect may, under Clause 13 [Variations and Adjustments], vary the location or details of specified tests, or instruct the Contractor to carry out additional tests. If these varied or additional tests show that the tested Plant, Materials or workmanship is not in accordance with the Contract, the cost of carrying out this Variation shall be borne by the Contractor, notwithstanding other provisions of the Contract.

7.4.4 The Architect shall give the Contractor not less than 24 hours' notice of the Architect intention to attend the tests. If the Architect does not attend at the time and place agreed, the Contractor may proceed with the tests, unless otherwise instructed by the Engineer, and the tests shall then be deemed to have been made in the Architect presence.

7.4.5 If the Contractor suffers delay and/ or incurs Cost from complying with these instructions or as a result of a delay for which the Procuring Entity is responsible, the Contractor shall give notice to the Architect and shall be entitled subject to Sub-Clause 20.1 [Contractor's Claims] to:

- a) an extension of time for any such delay, if completion is or will be delayed, under Sub-Clause 8.4 [Extension of Time for Completion], and
- b) payment of any such Cost-plus profit, which shall be included in the Contract Price.

7.4.6 After receiving this notice, the Architect shall proceed in accordance with Sub-Clause 3.5 [Determinations] to agree or determine these matters.

7.4.7 The Contractor shall promptly forward to the Architect duly certified reports of the tests. When the specified tests have been passed, the Architect shall endorse the Contractor's test certificate, or issue a certificate to him, to that effect. If the Architect has not attended the tests, he shall be deemed to have accepted the readings as accurate.

7.5. Rejection

- 7.5.1 If, as a result of an examination, inspection, measurement or testing, any Plant, Materials or workmanship is found to be defective or otherwise not in accordance with the Contract, the Architect may reject the Plant, Materials or workmanship by giving notice to the Contractor, with reasons. The Contractor shall then promptly make good the defect and ensure that the rejected item complies with the Contract.
- 7.5.2 If the Architect requires this Plant, Materials or workmanship to be retested, the tests shall be repeated under the same terms and conditions. If the rejection and retesting cause the Procuring Entity to incur additional costs, the Contractor shall subject to Sub-Clause 2.5 [Procuring Entity's Claims] pay these costs to the Procuring Entity.

7.6. Remedial Work

- 7.6.1 Notwithstanding any previous test or certification, the Architect may instruct the Contractor to:
- a) Remove from the Site and replace any Plant or Materials which is not in accordance with the Contract,
 - b) remove and re-execute any other work which is not in accordance with the Contract, and
 - c) execute any work which is urgently required for the safety of the Works, whether because of an accident, unforeseen able event or otherwise.
- 7.6.2 The Contractor shall comply with the instruction within a reasonable time, which shall be the time (if any) specified in the instruction, or immediately if urgency is specified under sub-paragraph (c).
- 7.6.3 If the Contractor fails to comply with the instruction, the Procuring Entity shall be entitled to employ and pay other persons to carry out the work. Except to the extent that the Contractor would have been entitled to payment for the work, the Contractor shall subject to Sub-Clause 2.5 [Procuring Entity's Claims] pay to the Procuring Entity all costs arising from this failure.
- 7.6.4 If the contractor repeatedly delivers defective work, the Procuring Entity may consider termination in accordance with Clause 15.

7.7. Ownership of Plant and Materials

Except as otherwise provided in the Contract, each item of Plant and Materials shall become the property of the Procuring Entity at whichever is the earlier of the following times, free from liens and other encumbrances:

- a) When it is incorporated in the Works;
- b) when the Contractor is paid the corresponding value of the Plant and Materials under Sub-Clause 8.10 [Payment for Plant and Materials in Event of Suspension].

7.8. Royalties

Unless otherwise stated in the Specification, the Contractor shall pay all royalties, rents and other payments for:

- a) Natural materials obtained from outside the Site, and
- b) The disposal of material from demolitions and excavations and of other surplus material (whether natural or man-made), except to the extent that disposal are as within the Site are specified in the Contract.

8. COMMENCEMENT, DELAYS AND SUSPENSION

8.1 Commencement of Works

- 8.1.1 Except as otherwise specified in the Special Conditions of Contract, the Commencement Date shall be the date at which the following precedent condition shave all been fulfilled and the Architect notification recording the agreement of both Parties on such fulfilment and instructing to commence the Work is received by the Contractor:
- a) Signature of the Contract Agreement by both Parties, and if required, approval of the Contract by relevant authorities of Kenya;
 - b) except if otherwise specified in the Special Conditions of Contract, effective access to and possession of the Site given to the Contractor together with such permission(s) under (a) of Sub-Clause 1.13 [Compliance with Laws] as required for the commencement of the Works.
 - c) Receipt by the Contractor of the Advance Payment under Sub-Clause 14.2 [Advance Payment] provided that the corresponding bank guarantee has been delivered by the Contractor.

- 8.1.2 If the said Architect instruction is not received by the Contractor within 180 days from his receipt of the Letter of Acceptance, the Contractor shall be entitled to terminate the Contract under Sub-Clause 6.2 [Termination by Contractor].
- 8.1.3 The Contractor shall commence the execution of the Works as soon as is reasonably practicable after the Commencement Date and shall then proceed with the Works with due expedition and without delay.

8.2 Time for Completion

The Contractor shall complete the whole of the Works, and each Section (if any), within the Time for Completion for the Works or Section (as the case may be), including:

- a) Achieving the passing of the Tests on Completion, and
- b) completing all work which is stated in the Contract as being required for the Works or Section to be considered to be completed for the purposes of taking-over under Sub-Clause 10.1 [Taking Over of the Works and Sections].

8.3 Programme

8.3.1 The Contractor shall submit a detailed time programme to the Architect within 4 days after receiving the notice under Sub-Clause 8.1 [Commencement of Works]. The Contractor shall also submit a revised programme whenever the previous programme is inconsistent with actual progress or with the Contractor's obligations. Each programme shall include:

- a) The order in which the Contractor intends to carry out the Works, including the anticipated timing of each stage of design (if any), Contractor's Documents, procurement, manufacture of Plant, delivery to Site, construction, erection and testing,
- b) each of these stages for work by each nominated Subcontractor (as defined in Clause 5 [Nominated Subcontractors]),
- c) the sequence and timing of inspections and tests specified in the Contract, and
- d) a supporting report which includes:
 - i) a general description of the methods which the Contractor intends to adopt, and of the major stages, in the execution of the Works, and
 - ii) details showing the Contractor's reasonable estimate of the number of each class of Contractor's Personnel and of each type of Contractor's Equipment, required on the Site for each major stage.

8.3.2 Unless the Engineer, within 14 days after receiving a programme, gives notice to the Contractor stating the extent to which it does not comply with the Contract, the Contractor shall proceed in accordance with the programme, subject to his other obligations under the Contract. The Procuring Entity's Personnel shall be entitled to rely upon the programme when planning their activities.

8.3.3 The Contractor shall promptly give notice to the Architect of specific probable future events or circumstances which may adversely affect the work, increase the Contract Price or delay the execution of the Works.

8.3.4 If, at any time, the Architect gives notice to the Contractor that a programme fails (to the extent stated) to comply with the Contractor to be consistent with actual progress and the Contractor's stated intentions, the Contractor shall submit a revised programme to the Architect in accordance with this Sub-Clause.

8.4 Extension of Time for Completion

8.4.1 The Contractor shall be entitled subject to Sub-Clause 20.1 [Contractor's Claims] to an extension of the Time for Completion if and to the extent that completion for the purposes of Sub-Clause 10.1 [Taking Over of the Works and Sections] is or will be delayed by any of the following causes:

- a) a Variation (unless an adjustment to the Time for Completion has been agreed under Sub-Clause 13.3 [Variation Procedure]) or other substantial change in the quantity of an item of work included in the Contract,
- b) a cause of delay giving an entitlement to extension of time under a Sub-Clause of these Conditions,
- c) exceptionally adverse climatic conditions,
- d) Unforeseeable shortages in the availability of personnel or Goods caused by epidemic or governmental actions, or
- e) any delay, impediment or prevention caused by or attributable to the Procuring Entity, the Procuring Entity's Personnel, or the Procuring Entity's other contractors.

8.4.2 If the Contractor considers itself to be entitled to an extension of the Time for Completion, the Contractor shall give notice to the Architect in accordance with Sub-Clause 20.1 [Contractor's Claims]. When determining each extension of

time under Sub-Clause 20.1, the Architect shall review previous determinations and may increase, but shall not decrease, the total extension of time.

8.5 Delays Caused by Authorities

If the following conditions apply, namely:

- a) The Contractor has diligently followed the procedures laid down by the relevant legally constituted public authorities in Kenya,
- b) These authorities delay or disrupt the Contractor's work, and
- c) the delay or disruption was Unforeseeable, then this delay or disruption will be considered as a cause of delay under sub-paragraph (b) of Sub-Clause 8.4 [Extension of Time for Completion].

8.6 Rate of Progress

8.6.1 If, at any time:

- a) Actual progress is too slow to complete within the Time for Completion, and/or
- b) Progress has fallen (or will fall) behind the current programme under Sub-Clause 8.3 [Programme], other than as a result of a cause listed in Sub-Clause 8.4 [Extension of Time for Completion], then the Architect may instruct the Contractor to submit, under Sub-Clause 8.3 [Programme], a revised programme and supporting report describing the revised methods which the Contractor proposes to adopt in order to expedite progress and complete within the Time for Completion.

8.6.2 Unless the Architect notifies otherwise, the Contractor shall adopt these revised methods, which may require increases in the working hours and/or in the numbers of Contractor's Personnel and/or Goods, at the risk and cost of the Contractor. If these revised methods cause the Procuring Entity to incur additional costs, the Contractor shall subject to notice under Sub-Clause 2.5 [Procuring Entity's Claims] pay these costs to the Procuring Entity, in addition to delay damages (if any) under Sub-Clause 8.7 below.

8.6.3 Additional costs of revised methods including acceleration measures, instructed by the Architect to reduce delays resulting from causes listed under Sub-Clause 8.4 [Extension of Time for Completion] shall be paid by the Procuring Entity, without generating, however, any other additional payment benefit to the Contractor.

8.7 Delay Damages

8.7.1 If the Contractor fails to comply with Sub-Clause 8.2 [Time for Completion], the Contractor shall subject to notice under Sub-Clause 2.5 [Procuring Entity's Claims] pay delay damages to the Procuring Entity for this default. These delay damages shall be the sum stated in the Special Conditions of Contract, which shall be paid for everyday which shall elapse between the relevant Time for Completion and the date stated in the taking-Over Certificate. However, the total amount due under this Sub-Clause shall not exceed the maximum amount of delay damages (if any) stated in the Special Conditions of Contract.

8.7.2 These delay damages shall be the only damages due from the Contractor for such default, other than in the event of termination under Sub-Clause 15.2 [Termination by Procuring Entity] prior to completion of the Works. These damages shall not relieve the Contractor from his obligation to complete the Works, or from any other duties, obligations or responsibilities which he may have under the Contract.

8.8 Suspension of Work

8.8.1 The Architect may at any time instruct the Contractor to suspend progress of part or all of the Works. During such suspension, the Contractor shall protect, store and secure such part or the Works against any deterioration, loss or damage.

8.8.2 The Architect may also notify the cause for the suspension. If and to the extent that the cause is notified and is the responsibility of the Contractor, the following Sub-Clauses 8.9, 8.10 and 8.11 shall not apply.

8.9 Consequences of Suspension

8.9.1 If the Contractor suffers delay and/or incurs Cost from complying with the Architect instructions under Sub-Clause 8.8 [Suspension of Work] and/or from resuming the work, the Contractor shall give notice to the Architect and shall be entitled subject to Sub-Clause 20.1 [Contractor's Claims] to:

- a) an extension of time for any such delay, if completion is or will be delayed, under Sub-Clause 8.4 [Extension of Time for Completion], and
- b) Payment of any such Cost, which shall be included in the Contract Price.

8.9.2 After receiving this notice, the Architect shall proceed in accordance with Sub-Clause 3.5 [Determinations] to agree or determine these matters.

8.9.3 The Contractor shall not be entitled to an extension of time for, or to payment of the Cost incurred in, making good the consequences of the Contractor's faulty design, workmanship or materials, or of the Contractor's failure to protect, store or secure in accordance with Sub-Clause 8.8 [Suspension of Work].

8.10 Payment for Plant and Materials in Event of Suspension

The Contractor shall be entitled to payment of the value (as at the date of suspension) of Plant and/ or Materials which have not been delivered to Site, if:

- a) The work on Plant or delivery of Plant and/ or Materials has been suspended for more than 30 days, and
- b) the Contractor has marked the Plant and/or Materials as the Procuring Entity's property in accordance with the Architect instructions.

8.11 Prolonged Suspension

If the suspension under Sub-Clause 8.8 [Suspension of Work] has continued for more than 84 days, the Contractor may request the Architect permission to proceed. If the Architect does not give permission within 30 days after being requested to do so, the Contractor may, by giving notice to the Engineer, treat the suspension as an omission under Clause 13 [Variations and Adjustments] of the affected part of the Works. If the suspension affects the whole of the Works, the Contractor may give notice of termination under Sub-Clause 16.2 [Termination by Contractor].

8.12 Resumption of Work

After the permission or instruction to proceed is given, the Contractor and the Architect shall jointly examine the Works and the Plant and Materials affected by the suspension. The Contractor shall make good any deterioration or defect in or loss of the Works or Plant or Materials, which has occurred during the suspension after receiving from the Architect an instruction to this effect under Clause 13 [Variations and Adjustments].

9. TESTS ON COMPLETION

9.1 Contractor's Obligations

- 9.1.1 The Contractor shall carry out the Tests on Completion in accordance with this Clause and Sub-Clause 7.4 [Testing], after providing the documents in accordance with sub-paragraph (d) of Sub-Clause 4.1 [Contractor's General Obligations].
- 9.1.2 The Contractor shall give to the Architect not less than 21 days' notice of the date after which the Contractor will be ready to carry out each of the Tests on Completion. Unless otherwise agreed, Tests on Completion shall be carried out within 14 days after this date, on such day or days as the Architect shall instruct.
- 9.1.3 In considering the results of the Tests on Completion, the Architect shall make allowances for the effect of any use of the Works by the Procuring Entity on the performance or other characteristics of the Works. As soon as the Works, or a Section, have passed any Tests on Completion, the Contractor shall submit a certified report of the results of these Tests to the Engineer.

9.2 Delayed Tests

- 9.2.1 If the Tests on Completion are being unduly delayed by the Procuring Entity, Sub-Clause 7.4 [Testing] (fifth paragraph) and/ or Sub-Clause 10.3 [Interference with Tests on Completion] shall be applicable.
- 9.2.2 If the Tests on Completion are being unduly delayed by the Contractor, the Architect may by notice require the Contractor to carry out the Tests within 21 days after receiving the notice. The Contractor shall carry out the Tests on such day or days within that period as the Contractor may fix and of which he shall give notice to the Engineer.
- 9.2.3 If the Contractor fails to carry out the Tests on Completion within the period of 21 days, the Procuring Entity's Personnel may proceed with the Test at the risk and cost of the Contractor. The Tests on Completion shall then be deemed to have been carried out in the presence of the Contractor and the results of the Tests shall be accepted as accurate.

9.3 Retesting of related works

If the Works, or a Section, fail to pass the Tests on Completion, Sub-Clause 7.5 [Rejection] shall apply, and the Architect or the Contractor may require the failed Tests, and Tests on Completion on any related work, to be repeated under the same terms and conditions.

9.4 Failure to Pass Tests on Completion

If the Works, or a Section, fail to pass the Tests on Completion repeated under Sub-Clause 9.3 [Retesting], the Architect shall be entitled to:

- a) Order further repetition of Tests on Completion under Sub-Clause 9.3; or
- b) if the failure deprives the Procuring Entity of substantially the whole benefit of the Works or Section, reject the Works or Section (as the case may be), in which event the Procuring Entity shall have the same remedies as are provided in sub-paragraph (c) of Sub-Clause 1.4 [Failure to Remedy Defects].

10. PROCURING ENTITY'S TAKING OVER

10.1 Taking Over of the Works and Sections

- 10.1.1 Except as stated in Sub-Clause 9.4 [Failure to Pass Tests on Completion], the Works shall be taken over by the Procuring Entity when (i) the Works have been completed in accordance with the Contract, including the matters described in Sub-Clause 8.2 [Time for Completion] and except as allowed in sub-paragraph (a) below, and (ii) a Taking-Over Certificate for the Works has been issued, or is deemed to have been issued in accordance with this Sub-Clause.
- 10.1.2 The Contractor may apply by notice to the Architect for a Taking-Over Certificate not earlier than 14 days before the Works will, in the Contractor's opinion, be complete and ready for taking over. If the Works are divided into Sections, the Contractor may similarly apply for a Taking-Over Certificate for each Section.
- 10.1.3 The Architect shall, within 30 days after receiving the Contractor's application:
 - a) Issue the Taking-Over Certificate to the Contractor, stating the date on which the Works or Section were completed in accordance with the Contract, except for any minor outstanding work and defects which will not substantially affect the use of the Works or Section for their intended purpose (either until or whilst this work is completed and these defects are remedied); or
 - b) reject the application, giving reasons and specifying the work required to be done by the Contractor to enable the Taking-Over Certificate to be issued. The Contractor shall then complete this work before issuing a further notice under this Sub-Clause.
- 10.1.4 If the Architect fails either to issue the Taking-Over Certificate or to reject the Contractor's application within the period of 30 days, and if the Works or Section (as the case may be) are substantially in accordance with the Contract, the Taking-Over Certificate shall be deemed to have been issued on the last day of that period.

10.2 Taking Over of Parts of the Works

- 10.2.1 The Architect may, at the sole discretion of the Procuring Entity, issue a Taking-Over Certificate for any part of the Permanent Works.
- 10.2.2 The Procuring Entity shall not use any part of the Works (other than as a temporary measure which is either specified in the Contract or agreed by both Parties) unless and until the Architect has issued a Taking-Over Certificate for this part. However, if the Procuring Entity does use any part of the Works before the Taking-Over Certificate is issued:
 - a) The part which is used shall be deemed to have been taken over as from the date on which it is used,
 - b) the Contractor shall cease to be liable for the care of such part as from this date, when responsibility shall pass to the Procuring Entity, and
 - c) if requested by the Contractor, the Architect shall issue a Taking-Over Certificate for this part.
- 10.2.3 After the Architect has issued a Taking-Over Certificate for a part of the Works, the Contractor shall be given the earliest opportunity to take such steps as may be necessary to carry out any outstanding Tests on Completion. The Contractor shall carry out these Tests on Completion as soon as practicable before the expiry date of the relevant Defects Notification Period.
- 10.2.4 If the Contractor incurs Cost as a result of the Procuring Entity taking over and/or using a part of the Works, other than such use as is specified in the Contract, the Contractor shall (i) give notice to the Architect and (ii) be entitled subject to Sub-Clause 20.1 [Contractor's Claims] to payment of any such accrued costs, which shall be included in the Contract Price. After receiving this notice, the Architect shall proceed in accordance with Sub-Clause 3.5 [Determinations] to agree or determine this accrued cost.
- 10.2.5 If a Taking-Over Certificate has been issued for a part of the Works (other than a Section), the delay damages there after for completion of the remainder of the Works shall be reduced. Similarly, the delay damages for the remainder of the Section (if any) in which this part is included shall also be reduced. For any period of delay after the date stated in this Taking-Over Certificate, the proportional reduction in these delay damages shall be calculated as the proportion which the value of the part so certified bears to the value of the Works or Section (as the case may be) as a whole. The Architect shall proceed in accordance with Sub-Clause 3.5 [Determinations] to agree or determine

these proportions. The provisions of this paragraph shall only apply to the daily rate of delay damages under Sub-Clause 8.7 [Delay Damages] and shall not affect the maximum amount of these damages.

10.3 Interference with Tests on Completion

- 10.3.1 If the Contractor is prevented, for more than 14 days, from carrying out the Tests on Completion by a cause for which the Procuring Entity is responsible, the Procuring Entity shall be deemed to have taken over the Works or Section (as the case may be) on the date when the Tests on Completion would otherwise have been completed.
- 10.3.2 The Architect shall then issue a Taking-Over Certificate accordingly, and the Contractor shall carry out the Tests on Completion as soon as practicable, before the expiry date of the Defects Notification Period. The Architect shall require the Tests on Completion to be carried out by giving 14 days' notice and in accordance with the relevant provisions of the Contract.
- 10.3.3 If the Contractor suffers delay and/or incurs Cost as a result of this delay in carrying out the Tests on Completion, the Contractor shall give notice to the Architect and shall be entitled subject to Sub-Clause 20.1 [Contractor's Claims] to:
- a) an extension of time for any such delay, if completion is or will be delayed, under Sub-Clause 8.4 [Extension of Time for Completion], and
 - b) payment of any such accrued costs, which shall be included in the Contract Price.

After receiving this notice, the Architect shall proceed in accordance with Sub-Clause 3.5 [Determinations] to agree or determine these matters.

10.4 Surfaces Requiring Reinstatement

Except as otherwise stated in a Taking-Over Certificate, a certificate for a Section or part of the Works shall not be deemed to certify completion of any ground or other surfaces requiring reinstatement.

11. DEFECTS LIABILITY

11.1 Completion of Outstanding Work and Remedying Defects

- 11.2.1 In order that the Works and Contractor's Documents, and each Section, shall be in the condition required by the Contract (fair wear and tear excepted) by the expiry date of the relevant Defects Notification Period or as soon as practicable thereafter, the Contractor shall:
- a) complete any work which is outstanding on the date stated in a Taking-Over Certificate, within such reasonable time as is instructed by the Engineer, and
 - b) execute all work required to remedy defects or damage, as may be notified by (or on behalf of) the Procuring Entity on or before the expiry date of the Defects Notification Period for the Works or Section (as the case may be).
- 11.2.2 If a defect appears or damage occurs, the Contractor shall be notified accordingly by the Engineer.

11.2 Cost of Remedying Defects

- 11.2.1 All work referred to in sub-paragraph (b) of Sub-Clause 11.1 [Completion of Outstanding Work and Remedying Defects] shall be executed at the risk and cost of the Contractor, if and to the extent that the work is attributable to:
- a) Any design for which the Contractor is responsible,
 - b) Plant, Materials or workmanship not being in accordance with the Contract, or
 - c) Failure by the Contractor to comply with any other obligation.
- 11.2.2 If and to the extent that such work is attributable to any other cause, the Contractor shall be notified promptly by (or on behalf of) the Procuring Entity, and Sub-Clause 13.3 [Variation Procedure] shall apply.

11.3 Extension of Defects Notification Period

- 11.3.1 The Procuring Entity shall be entitled subject to Sub-Clause 2.5 [Procuring Entity's Claims] to an extension of the Defects Notification Period for the Works or a Section if and to the extent that the Works, Section or a major item of Plant (as the case may be, and after taking over) cannot be used for the purposes for which they are intended by reason of a defect or by reason of damage attributable to the Contractor. However, a Defects Notification Period shall not be extended by more than two years.
- 11.3.2 If delivery and/ or erection of Plant and/ or Materials was suspended under Sub-Clause 8.8 [Suspension of Work] or Sub-Clause 16.1 [Contractor's Entitlement to Suspend Work], the Contractor's obligations under this Clause shall not

apply to any defects or damage occurring more than two years after the Defects Notification Period for the Plant and/or Materials would otherwise have expired.

11.4 Failure to Remedy Defects

- 11.4.1 If the Contractor fails to remedy any defect or damage within a reasonable time, a date may be fixed by the Engineer, on or by which the defect or damage is to be remedied. The Contractor shall be given reasonable notice of this date.
- 11.4.2 If the Contractor fails to remedy the defect or damage by this notified date and this remedial work was to be executed at the cost of the Contractor under Sub-Clause 11.2 [Cost of Remedying Defects], the Procuring Entity may (at his option):
- a) Carry out the work itself or by others, in a reasonable manner and at the Contractor's cost, but the Contractor shall have no responsibility for this work; and the Contractor shall subject to Sub-Clause 2.5 [Procuring Entity's Claims] pay to the Procuring Entity the costs reasonably incurred by the Procuring Entity in remedying the defect or damage;
 - b) Require the Architect to agree or determine a reasonable reduction in the Contract Price in accordance with Sub-Clause 3.5 [Determinations]; or
 - c) if the defect or damage deprives the Procuring Entity of substantially the whole benefit of the Works or any major part of the Works, terminate the Contract as a whole, or in respect of such major part which cannot be put to the intended use. Without prejudice to any other rights, under the Contractor otherwise, the Procuring Entity shall then be entitled to recover all sums paid for the Works or for such part (as the case may be), plus financing costs and the cost of dismantling the same, clearing the Site and returning Plant and Materials to the Contractor.

11.5 Removal of Defective Work

If the defector damage cannot be remedied expeditiously on the Site and the Procuring Entity gives consent, the Contractor may remove from the Site for the purposes of repair such items of Plant as are defective or damaged. This consent may require the Contractor to increase the amount of the Performance Security by the full replacement cost of these items, or to provide other appropriate security.

11.6 Further Tests

- 11.6.1 If the work of remedying of any defector damage may affect the performance of the Works, the Architect may require the repetition of any of the tests described in the Contract. The requirement shall be made by notice within 14 days after the defect or damage is remedied.
- 11.6.2 These tests shall be carried out in accordance with the terms applicable to the previous tests, except that they shall be carried out at the risk and cost of the Party liable, under Sub-Clause 11.2 [Cost of Remedying Defects], for the cost of the remedial work.

11.7 Right of Access

Until the Completion Certificate has been issued, the Contractor shall have such right of access to the Works as is reasonably required in order to comply with this Clause, except as may be inconsistent with the Procuring Entity's reasonable security restrictions.

11.8 Contractor to Search

The Contractor shall, if required by the Engineer, search for the cause of any defect on parts of the works that have already accepted, under the direction of the Engineer. Unless the defect is to be remedied at the cost of the Contractor under Sub-Clause 11.2 [Cost of Remedying Defects], the Cost of the search plus profit shall be agreed or determined by the Architect in accordance with Sub-Clause 3.5 [Determinations] and shall be included in the Contract Price.

11.9 Completion Certificate

- 11.9.1 Performance of the Contractor's obligations shall not be considered to have been completed until the Architect has issued the Completion Certificate to the Contractor, stating the date on which the Contractor completed his obligations under the Contract.
- 11.9.2 The Architect shall issue the Completion Certificate within 30 days after the latest of the expiry dates of the Defects Liability Period, or as soon thereafter as the Contractor has supplied all the Contractor's Documents and completed and tested all the Works, including remedying any defects. A copy of the Completion Certificate shall be issued to the Procuring Entity.

11.9.3 Only the Completion Certificate shall be deemed to constitute acceptance of the Works.

11.10 Unfulfilled Obligations

After the Completion Certificate has been issued, each Party shall remain liable for the fulfilment of any obligation which remains unperformed at that time. For the purposes of determining the nature and extent of unperformed obligations, the Contract shall be deemed to remain in force.

11.11 Clearance of Site

- 11.11.1 Upon receiving the Completion Certificate, the Contractor shall remove any remaining Contractor's Equipment, surplus material, wreckage, rubbish and Temporary Works from the Site.
- 11.11.2 If all these items have not been removed within 30 days after receipt by the Contractor of the Completion Certificate, the Procuring Entity may sell or otherwise dispose of any remaining items. The Procuring Entity shall be entitled to be paid the costs incurred in connection with, or attributable to, such sale or disposal and restoring the Site.
- 11.11.3 Any balance of the moneys from the sale shall be paid to the Contractor. If these moneys are less than the Procuring Entity's costs, the Contractor shall pay the outstanding balance to the Procuring Entity.

12. MEASUREMENT AN DEVALUATION

12.1 Works to be Measured

- 12.1.1 The Works shall be measured, and valued for payment, in accordance with this Clause. The Contractor shall show in each application under Sub-Clauses 14.3 [Application for Interim Payment Certificates], 14.10 [Statement on Completion] and 14.11 [Application for Final Payment Certificate] the quantities and other particulars detailing the amounts which he considers to be entitled under the Contract.
- 12.1.2 Whenever the Architect requires any part of the Works to be measured, reasonable notice shall be given to the Contractor's Representative, who shall:
 - a) promptly either attend or send another qualified representative to assist the Architect in making the measurement, and
 - b) supply any particulars requested by the Engineer.
- 12.1.3 If the Contractor fails to attend or send a representative, the measurement made by the Architect shall be accepted as accurate.
- 12.1.4 Except as otherwise stated in the Contract, wherever any Permanent Works are to be measured from records, these shall be prepared by the Engineer. The Contractor shall, as and when requested, attend to examine and agree the records with the Engineer, and shall sign the same when agreed. If the Contractor does not attend, the records shall be accepted as accurate.
- 12.1.5 If the Contractor examines and disagrees the records, and/ or does not sign them as agreed, then the Contractor shall give notice to the Architect of the respects in which the records are asserted to be inaccurate. After receiving this notice, the Architect shall review the records and either confirm or vary them and certify the payment of the undisputed part. If the Contractor does not so give notice to the Architect within 14 days after being requested to examine the records, they shall be accepted as accurate.

12.2 Method of Measurement

Except as otherwise stated in the Contract:

- a) Measurement shall be made of the net actual quantity of each item of the Permanent Works, and
- b) the method of measurement shall be in accordance with the Bill of Quantities or other applicable Schedules.

12.3 Evaluation

- 12.3.1 Except as otherwise stated in the Contract, the Architect shall proceed in accordance with Sub-Clause 3.5 [Determinations] to agree or determine the value of work done by evaluating each item of work, applying the measurement agreed or determined in accordance with the above Sub-Clauses 12.1 and 12.2 and the appropriate rate or price for the item.
- 12.3.2 For each item of work, the appropriate rate or price for the item shall be the rate or price specified for such item in the Contractor, if there is no such item, specified for similar work.

- 12.3.3 Any item of work included in the Bill of Quantities for which no rate or price was specified shall be considered as included in other rates and prices in the Bill of Quantities and will not be paid for separately.
- 12.3.4 However, for a new item of work, a new rate or price shall be appropriate for such item of work if:
- a) The work is instructed under Clause 13 [Variations and Adjustments],
 - b) no rate or price is specified in the Contract for this item, and
 - c) no specified rate or price is appropriate because the item of work is not of similar character, or is not executed under similar conditions, as any item in the Contract.
- 12.3.5 Each new rate or price shall be derived from any relevant rates or prices in the Contract. If no rates or prices are relevant for the new item of work, it shall be derived from the reasonable Cost of executing such work, prevailing market rates, together with profit, taking account of any other relevant matters.
- 12.3.6 Until such time as an appropriate rate or price is agreed or determined, the Architect shall determine a provisional rate or price for the purposes of Interim Payment Certificates as soon as the concerned work commences.
- 12.3.7 Where the contract price is different from the corrected tender price, in order to ensure the contractor is not paid less or more relative to the contract price (which would be the tender price), payment valuation certificates and variation orders on omissions and additions valued based on rates in the Bill of Quantities or schedule of rates in the Tender, will be adjusted by a plus or minus percentage. The percentage already worked out during tender evaluation is worked out as follows: $(\text{corrected tender price} - \text{tender price}) / \text{tender price} \times 100$.

12.4 Omissions

Whenever the omission of any work forms part (or all) of a Variation, the value of which has not been agreed, if:

- a) The Contractor will incur (or has incurred) cost which, if the work had not been omitted, would have been deemed to be covered by a sum forming part of the Accepted Contract Amount;
- b) The omission of the work will result (or has resulted) in this sum not forming part of the Contract Price; and
- c) this cost is not deemed to be included in the evaluation of any substituted work; then the Contractor shall give notice to the Architect accordingly, with supporting particulars. Upon receiving this notice, the Architect shall proceed in accordance with Sub-Clause 3.5 [Determinations] to agree or determine this cost, which shall be included in the Contract Price.

13. VARIATIONS AND ADJUSTMENTS

13.1 Right to Vary

- 13.1.1 Variations may be initiated by the Architect at any time prior to issuing the Taking-Over Certificate for the Works, either by an instruction or by a request for the Contractor to submit a proposal. No Variation instructed by the Architect under this Clause shall in any way vitiate or invalidate the Contract.
- 13.1.2 The Contractor shall execute and be bound by each Variation, unless the Contractor promptly gives notice to the Architect stating (with supporting particulars) that (i) the Contractor cannot readily obtain the Goods required for the Variation, or (ii) such Variation triggers a substantial change in the sequence or progress of the Works. Upon receiving this notice, the Architect shall cancel, confirm or vary the instruction.
- 13.1.3 Each Variation may include:
- a) changes to the quantities of any item of work included in the Contract (however, such changes do not necessarily constitute a Variation),
 - b) changes to the quality and other characteristics of any item of work,
 - c) changes to the levels, positions and/ or dimensions of any part of the Works,
 - d) omission of any work unless it is to be carried out by others,
 - e) any additional work, Plant, Materials or services necessary for the Permanent Works, including any associated Tests on Completion, boreholes and other testing and exploratory work, or
 - f) changes to the sequence or timing of the execution of the Works.
- 13.1.4 The Contractor shall not make any alteration and/or modification of the Permanent Works, unless and until the Architect instructs after obtaining approval of the Procuring Entity.

13.2 Variation Order Procedure

- 13.2.1 Prior to any Variation Order under Sub-Clause 13.1.4 the Architect shall notify the Contractor of the nature and form of such variation. As soon as possible after having received such notice, the Contractor shall submit to the Engineer:
- a) A description of work, if any, to be performed and a programme for its execution, and
 - b) the Contractor's proposals for any necessary modifications to the Programme according to Sub-Clause 8.3 or to any of the Contractor's obligations under the Contract, and
 - c) the Contractor's proposals for adjustment to the Contract Price.

Following the receipt of the Contractor's submission the Architect shall, after due consultation with the Employer and the Contractor, decide as soon as possible whether or not the variation shall be carried out. If the Architect decides that the variation shall be carried out, he shall issue a Variation Order clearly identified as such in accordance with the Contractor's submission or as modified by agreement.

If the Architect and the Contractor are unable to agree the adjustment of the Contract Price, the provisions of Sub-Clause 13.2.2 shall apply.

13.2.2 Disagreement on Adjustment of the Contract Price

If the Contractor and the Architecture unable to agree on the adjustment of the Contract Price, the adjustment shall be determined in accordance with the rates specified in the Bills of Quantities or Schedule of Daywork Prices. If the rates contained in the Bills of Quantities or Dayworks Prices are not directly applicable to the specific work in question, suitable rates shall be established by the Architect reflecting the level of pricing in the Dayworks Prices. Where rates are not contained in the said Prices, the amount shall be such as is in all the circumstances reasonable, reflecting a market price. Due account shall be taken of any over-or under-recovery of overheads by the Contractor in consequence of the variation. The Contractor shall also be entitled to be paid:

- a) The cost of any partial execution of the Works rendered useless by any such variation,
- b) The cost of making necessary alterations to Plant already manufactured or in the course of manufacture or of any work done that has to be altered in consequence of such a variation,
- c) any additional costs incurred by the Contractor by the disruption of the progress of the Works as detailed in the Programme, and
- d) the net effect of the Contractor's finance costs, including interest, caused by the variation.

The Architect shall on this basis determine the rates or prices to enable on-account payment to be included in certificates of payment.

13.2.3 Contractor to Proceed

On receipt of a Variation Order, the Contractor shall forth with proceed to carry out the variation and be bound to these Conditions in so doing as if such variation was stated in the Contract. The work shall not be delayed pending the granting of an extension of the Time for Completion or an adjustment to the Contract Price under Sub-Clause 31.3.

13.3 Value Engineering

- 13.3.1 The Contractor may, at any time, submit to the Architect written proposal which (in the Contractor's opinion) will, if adopted, (i) accelerate completion, (ii) reduce the cost to the Procuring Entity of executing, maintaining or operating the Works, (iii) improve the efficiency or value to the Procuring Entity of the completed Works, or (iv) otherwise be of benefit to the Procuring Entity.
- 13.3.2 The proposal shall be prepared at the cost of the Contractor and shall include the items listed in Sub-Clause 13.3 [Variation Procedure].
- 13.3.3 If a proposal, which is approved by the Engineer, includes a change in the design of part of the Permanent Works, then unless otherwise agreed by both Parties:
- a) The Contractor shall design this part,
 - b) sub-paragraphs (a) to (d) of Sub-Clause 4.1 [Contractor's General Obligations] shall apply, and
 - c) if this change results in a reduction in the contract value of this part, the Architect shall proceed in accordance with Sub-Clause 3.5 [Determinations] to agree or determine a fee, which shall be included in the Contract Price. This fee shall be half (50%) of the difference between the following amounts:
 - i) such reduction in contract value, resulting from the change, excluding adjustments under Sub-Clause 13.8 [Adjustments for Changes in Legislation] and Sub-Clause 13.8 [Adjustments for Changes in Cost], and

- ii) the reduction (if any) in the value to the Procuring Entity of the varied works, taking account of any improvement in quality, anticipated life or operational efficiencies.

13.3.4 However, if the amount established in item 13.2.3 (c) (i) is less than amount established in item 13.2.3 (c) (ii), there shall not be a fee. However, if the if the amount established in item 13.2.3 (c) (i) is more than amount established in item 13.2.3 (c) (ii), it shall result in a price variation to the Procuring Entity.

13.4 Variation Procedure for Value Engineering proposal

13.4.1 If the Architect requests a proposal, prior to instructing a Variation, the Contractor shall respond in writing as soon as practicable, either by giving reasons why he cannot comply (if this is the case) or by submitting:

- a) A description of the proposed work to be performed and a programme for its execution,
- b) the Contractor's proposal for any necessary modifications to the programme according to Sub-Clause 8.3 [Programme] and to the Time for Completion, and
- c) the Contractor's proposal for evaluation of the Variation.

13.4.2 The Architect shall, as soon as practicable after receiving such proposal (under Sub-Clause 13.2 [Value Project Engineering] or otherwise), respond with approval, disapproval or comments. The Contractor shall not delay any work whilst awaiting a response.

13.4.3 Each instruction to execute a Variation, with any requirements for the recording of Costs, shall be issued by the Architect to the Contractor, who shall acknowledge receipt.

13.4.4 Each Variation shall be evaluated in accordance with Clause 12 [Measurement and Evaluation], unless the Architect instructs or approves otherwise in accordance with this Clause.

13.5 Payment in Applicable Currencies

If the Contract provides for payment of the Contract Price in more than one currency, then whenever an adjustment is agreed, approved or determined as stated above, the amount payable in each of the applicable currencies shall be specified. For this purpose, reference shall be made to the actual or expected currency proportions of the Cost of the varied work, and to the proportions of various currencies specified for payment of the Contract Price.

13.6 Provisional Sums

13.6.1 Each Provisional Sum shall only be used, in whole or in part, in accordance with the Architect instructions, and the Contract Price shall be adjusted accordingly. The total sum paid to the Contractor shall include only such amounts, for the work, supplies or services to which the Provisional Sum relates, as the Architect shall have instructed. For each Provisional Sum, the Architect May instruct:

- a) Work to be executed (including Plant, Materials or services to be supplied) by the Contractor and valued under Sub-Clause 13.3 [Variation Procedure]; and/or
- b) Plant, Materials or services to be purchased by the Contractor, from a nominated Subcontractor (as defined in Clause 5 [Nominated Subcontractors]) or otherwise; and for which there shall be included in the Contract Price:
 - i) The actual amounts paid (or due to be paid) by the Contractor, and
 - ii) a sum for overhead charges and profit, calculated as a percentage of these actual amounts by applying the relevant percentage rate (if any) stated in the appropriate Schedule. If there is no such rate, the percentage rate stated in the Special Conditions of Contract shall be applied.

13.6.2 The Contractor shall, when required by the Engineer, produce quotations, invoices, vouchers and accounts or receipts in substantiation.

13.7 Dayworks

13.7.1 For work of a minor or incidental nature, the Architect may instruct that a Variation shall be executed on a daywork basis. The work shall then be valued in accordance with the Daywork Schedule included in the Contract, and the following procedure shall apply. If a Daywork Schedule is not included in the Contract, this Sub-Clause shall not apply.

13.7.2 Before ordering Goods for the work, the Contractor shall submit quotations to the Engineer. When applying for payment, the Contractor shall submit invoices, vouchers and accounts or receipts for any Goods.

13.7.3 Except for any items for which the Daywork Schedule specifies that payment is not due, the Contractor shall deliver each day to the Architect accurate statements induplicate which shall include the following details of the resources used in executing the previous day's work:

- a) The names, occupations and time of Contractor's Personnel,
 - b) the identification, type and time of Contractor's Equipment and Temporary Works, and
 - c) the quantities and types of Plant and Materials used.
- 13.7.4 One copy of each statement will, if correct, or when agreed, be signed by the Architect and returned to the Contractor. The Contractor shall then submit priced statements of these resources to the Engineer, prior to their inclusion in the next Statement under Sub-Clause 14.3 [Application for Interim Payment Certificates].

13.8 Adjustments for Changes in Legislation

- 13.8.1 The Contract Price shall be adjusted to take account of any increase or decrease in Cost resulting from a change in the Laws of Kenya (including the introduction of new Laws and the repeal or modification of existing Laws) or in the judicial or official governmental interpretation of such Laws, made after the Base Date, which affect the Contractor in the performance of obligations under the Contract.
- 13.8.2 If the Contractor suffers (or will suffer) delay and/or incurs (or will incur) additional Cost as a result of these changes in the Laws or in such interpretations, made after the Base Date, the Contractor shall give notice to the Architect and shall be entitled subject to Sub-Clause 20.1 [Contractor's Claims] to:
- a) an extension of time for any such delay, if completion is or will be delayed, under Sub-Clause 8.4 [Extension of Time for Completion], and
 - b) payment of any such Cost, which shall be included in the Contract Price.
- 13.8.3 After receiving this notice, the Architect shall proceed in accordance with Sub-Clause 3.5 [Determinations] to agree or determine these matters.
- 13.8.4 Notwithstanding the foregoing, the Contractor shall not be entitled to an extension of time if the relevant delay has already been taken into account in the determination of a previous extension of time and such Cost shall not be separately paid if the same shall already have been taken into account in the indexing of any inputs to the table of adjustment data in accordance with the provisions of Sub-Clause 13.8 [Adjustments for Changes in Cost].

13.9 Adjustments for Changes in Cost

- 13.9.1 In this Sub-Clause, "table of adjustment data" means the completed table of adjustment data for local and foreign currencies included in the Schedules. If there is no such table of adjustment data, this Sub-Clause shall not apply.
- 13.9.2 If this Sub-Clause applies, the amounts payable to the Contractor shall be adjusted for rises or falls in the cost of labor, Goods and other inputs to the Works, by the addition or deduction of the amounts determined by the formulae prescribed in this Sub-Clause. To the extent that full compensation for any rise or fall in Costs is not covered by the provisions of this or other Clauses, the Accepted Contract Amount shall be deemed to have included a mounts to cover the contingency of other rises and falls in costs.
- 13.9.3 The adjustment to be applied to the amount otherwise payable to the Contractor, as valued in accordance with the appropriate Schedule and certified in Payment Certificates, shall be determined from formulae for each of the currencies in which the Contract Price is payable. No adjustment is to be applied to work valued on the basis of Cost or current prices. The formulae shall be of the following general type:

Price Adjustment Formula

Prices shall be adjusted for fluctuations in the cost of inputs only if **provided for in the SCC**. If so provided, the amounts certified in each payment certificate, before deducting for Advance Payment, shall be adjusted by applying the respective price adjustment factor to the payment amounts due in each currency. A separate formula of the type specified below applies:

$$P = A + B \text{ Im/Io}$$

where:

P is the adjustment factor for the portion of the Contract Price payable.

A and **B** are coefficients **specified in the SCC**, representing then on adjustable and adjustable portions, respectively, of the Contract Price payable and

I m is the index prevailing at the end of the month being invoiced and **Ioc** is the index prevailing 30 days before Bid opening for inputs payable.

NOTE: The sum of the two coefficients A and B should be 1 (one) in the formula for each currency. Normally, both coefficients shall be the same in the formulae for all currencies, since coefficient A, for the non adjustable portion of the payments, is a very approximate figure (usually 0.15) to take account of fixed cost elements or other nonadjustable components. The sum of the adjustments for each currency are added to the Contract Price.

- 13.9.4 The cost indices or reference prices stated in the table of adjustment data shall be used. If their source is in doubt, it shall be determined by the Engineer. Forth is purpose, reference shall be made to the values of the indices at stated dates (quoted in the fourth and fifth columns respectively of the table) for the purposes of clarification of the source; although these dates (and thus these values) may not correspond to the base cost indices.
- 13.9.5 In cases where the "currency of index" is not the relevant currency of payment, each index shall be converted into the relevant currency of payment at the selling rate, established by the Central Bank of Kenya, of this relevant currency on the above date for which the index is required to be applicable.
- 13.9.6 Until such time as each current cost index is available, the Architect shall determine a provisional index for the issue of Interim Payment Certificates. When a current cost index is available, the adjustment shall be recalculated accordingly.
- 13.9.7 If the Contractor fails to complete the Works within the Time for Completion, adjustment of prices there after shall be made using either (i) each index or price applicable on the date 49 days prior to the expiry of the Time for Completion of the Works, or (ii) the current index or price, whichever is more favorable to the Procuring Entity.
- 13.9.8 The weightings (coefficients) for each of the factors of cost stated in the table(s) of adjustment data shall only be adjusted if they have been rendered unreasonable, unbalanced or in applicable, as a result of Variations.

14. CONTRACT PRICE AND PAYMENT

14.1 The Contract Price

14.1.1 Unless otherwise stated in the Special Conditions:

- a) The value of the payment certificate shall be agreed or determined under Sub-Clause 12.3 [Evaluation] and be subject to adjustments in accordance with the Contract;
- b) the Contractor shall pay all taxes, duties and fees required to be paid by him under the Contract, and the Contract Price shall not be adjusted for any of these costs except as stated in Sub-Clause 13.7 [Adjustments for Changes in Legislation];
- c) any quantities which may be set out in the Bill of Quantities or other Schedule are estimated quantities and are not to be taken as the actual and correct quantities:
 - i) of the Works which the Contractor is required to execute, or
 - ii) for the purposes of Clause12 [Measurement and Evaluation]; and

d) the Contractor shall submit to the Engineer, within 30 days after the Commencement Date, a proposed breakdown of each lump sum price in the Schedules. The Architect may take account of the break down when preparing Payment Certificates but shall not be bound by it.

14.1.2 Notwithstanding the provisions of subparagraph (b), Contractor's Equipment, including essential spare parts there for, imported by the Contractor for the sole purpose of executing the Contract shall not be exempt from the payment of import duties and taxes upon importation.

14.2 Advance Payment

14.2.1 The Procuring Entity shall make an advance payment, as an interest-free loan for mobilization and cashflow support, when the Contractor submits a guarantee in accordance with this Clause. The total advance payment, the number and timing of instalments (if more than one), and the applicable currencies and proportions, shall be as stated in the **Special Conditions of Contract**.

14.2.2 Unless and until the Procuring Entity receives this guarantee, or if the total advance payment is not stated in the Special Conditions of Contract, this Sub-Clause shall not apply.

14.2.3 The Architect shall deliver to the Procuring Entity and to the Contractor an Interim Payment Certificate for the advance payment or its first instalment after receiving a Statement (under Sub-Clause 14.3 [Application for Interim Payment Certificates]) and after the Procuring Entity receives (i) the Performance Security in accordance with Sub-Clause 4.2 [Performance Security] and (ii) a guarantee in amounts and currencies equal to the advance payment. This guarantee shall be issued by a reputable bank or financial institutions elected by the Contractor and shall be in the form annexed to the Special Conditions or in another form approved by the Procuring Entity.

14.2.4 The Contractor shall ensure that the guarantee is valid and enforceable until the advance payment has been repaid, but its amount shall be progressively reduced by the amount repaid by the Contractor as indicated in the Payment Certificates. If the terms of the guarantee specify its expiry date, and the advance payment has not been repaid by the date 30 days prior to the expiry date, the Contractor shall extend the validity of the guarantee until the advance payment has been repaid.

14.2.5 Unless stated otherwise in the **Special Conditions of Contract**, the advance payment shall be repaid through percentage deductions from the interim payments determined by the Architect in accordance with Sub-Clause 14.6 [Issue of Interim Payment Certificates], as follows:

- a) Deductions shall commence in the next interim Payment Certificate following that in which the total of all certified interim payments (excluding the advance payment and deductions and repayments of retention) exceeds 30 percent (30%) of the Accepted Contract Amount less Provisional Sums; and
- b) deductions shall be made at the amortization rate stated in the **Special Conditions of Contract** of the amount of each Interim Payment Certificate (excluding the advance payment and deductions for its repayments as well as deductions for retention money) in the currencies and proportions of the advance payment until such time as the advance payment has been repaid; provided that the advance payment shall be completely repaid prior to the time when 90 percent (90%) of the Accepted Contract Amount less Provisional Sums has been certified for payment.

14.2.6 If the advance payment has not been repaid prior to the issue of the Taking-Over Certificate for the Works or prior to termination under Clause 15 [Termination by Procuring Entity], Clause 16 [Suspension and Termination by Contractor] or Clause 19 [Force Majeure] (as the case may be), the whole of the balance then outstanding shall immediately become due and in case of termination under Clause 15 [Termination by Procuring Entity], except for Sub-Clause 14.2.7 [Procuring Entity's Entitlement to Termination for Convenience], payable by the Contractor to the Procuring Entity.

14.3 Application for Interim Payment Certificates

14.3.1 The Contractor shall submit a Statement (in number of copies indicated in the **Special Conditions of Contract**) to the Architect after the end of each month, in a form approved by the Engineer, showing in detail the amounts to which the Contractor considers itself to be entitled, together with supporting documents which shall include there portion the progress during this month in accordance with Sub-Clause 4.21 [Progress Reports].

14.3.2 The Statement shall include the following items, as applicable, which shall be expressed in the various currencies in which the Contract Price is payable, in the sequence listed:

- a) the estimated contract value of the Works executed and the Contractor's Documents produced up to the end of the month (including Variations but excluding items described in sub-paragraphs (b) to (g) below);

- b) any amounts to be added and deducted for changes in legislation and changes in cost, in accordance with Sub-Clause 13.7 [Adjustments for Changes in Legislation] and Sub-Clause 13.8 [Adjustments for Changes in Cost];
- c) any amount to be deducted for retention, calculated by applying the percentage of retention stated in the **Special Conditions of Contract** to the total of the above amounts, until the amount so retained by the Procuring Entity reaches the limit of Retention Money (if any) stated in the **Special Conditions of Contract**;
- d) any amounts to be added for the advance payment and (if more than one instalment) and to be deducted for its repayments in accordance with Sub-Clause 14.2 [Advance Payment];
- e) any amounts to be added and deducted for Plant and Materials in accordance with Sub-Clause 14.5 [Plant and Materials intended for the Works];
- f) any other additions or deductions which may have become due under the Contractor otherwise, including those under Clause 20 [Claims, Disputes and Arbitration]; and
- g) the deduction of amounts certified in all previous Payment Certificates.

14.4 Schedule of Payments

14.4.1 If the Contract includes a schedule of payments specifying the instalments in which the Contract Price will be paid, then unless otherwise stated in this schedule:

- a) The instalments quoted in this schedule of payments shall be the estimated contract values for the purposes of sub-paragraph (a) of Sub-Clause 14.3 [Application for Interim Payment Certificates];
- b) Sub-Clause 14.5 [Plant and Materials intended for the Works] shall not apply; and
- c) If these instalments are not defined by reference to the actual progress achieved in executing the Works, and if actual progress is found to be less or more than that on which this schedule of payments was based, then the Architect may proceed in accordance with Sub-Clause 3.5 [Determinations] to agree or determine revised instalments, which shall take account of the extent to which progress is less or more than that on which the instalments were previously based.

14.4.2 If the Contract does not include a schedule of payments, the Contractor shall submit non-binding estimates of the payments which he expects to become due during each quarterly period. The first estimate shall be submitted within 42 days after the Commencement Date. Revised estimates shall be submitted at quarterly intervals, until the Taking-Over Certificate has been issued for the Works.

14.5 Plant and Materials intended for the Works

14.5.1 If this Sub-Clause applies, Interim Payment Certificates shall include, under sub-paragraph (e) of Sub-Clause 14.3, (i) an amount for Plant and Materials which have been sent to the Site for incorporation in the Permanent Works, and (ii) a reduction when the contract value of such Plant and Materials is included as part of the Permanent Works under sub-paragraph (a) of Sub-Clause 14.3 [Application for Interim Payment Certificates].

14.5.2 If the lists referred to in sub-paragraphs (b)(i) or (c)(i) below are not included in the Schedules, this Sub-Clause shall not apply.

14.5.3 The Architect shall determine and certify each addition if the following conditions are satisfied:

- a. The Contractor has:
 - i) kept satisfactory records (including the orders, receipts, Costs and use of Plant and Materials) which are available for inspection, and
 - ii) submitted statement of the Cost of acquiring and delivering the Plant and Materials to the Site, supported by satisfactory evidence;
 and either:
- b. the relevant Plant and Materials:
 - i) are those listed in the Schedules for payment when shipped,
 - ii) have been shipped to Kenya, enroute to the Site, in accordance with the Contract; and
 - iii) are described in a clean shipped bill of lading or other evidence of shipment, which has been submitted to the Architect together with evidence of payment of freight and insurance, any other documents reasonably required, and a bank guarantee in a form and issued by an entity approved by the Procuring Entity in amounts and currencies equal to the amount due under this Sub-Clause: this guarantee may be in a similar

form to the form referred to in Sub-Clause 14.2 [Advance Payment] and shall be valid until the Plant and Materials are properly stored on Site and protected against loss, damage or deterioration; or

- c. the relevant Plant and Materials:
 - i) are those listed in the Schedules for payment when delivered to the Site, and
 - ii) have been delivered to and are properly stored on the Site, are protected against loss, damage or deterioration and appear to be in accordance with the Contract.

14.5.4 The additional amount to be certified shall be the equivalent of eighty percent (80%) of the Architect determination of the cost of the Plant and Materials (including delivery to Site), taking account of the documents mentioned in this Sub-Clause and of the contract value of the Plant and Materials.

14.5.5 The currencies for this additional amount shall be the same as those in which payment will become due when the contract value is included under sub-paragraph (a) of Sub-Clause 14.3 [Application for Interim Payment Certificates]. At that time, the Payment Certificate shall include the applicable reduction which shall be equivalent to, and in the same currencies and proportions as, this additional amount for the relevant Plant and Materials.

14.6 Issue of Interim Payment Certificates

14.6.1 No amount will be certified or paid until the Procuring Entity has received and approved the Performance Security. Thereafter, the Architect shall, within 30 days after receiving a Statement and supporting documents, deliver to the Procuring Entity and to the Contractor an Interim Payment Certificate which shall state the amount which the Architect fairly determines to be due, with all supporting particulars for any reduction or withholding made by the Architect on the Statement if any.

14.6.2 However, prior to issuing the Taking-Over Certificate for the Works, the Architect shall not be bound to issue an Interim Payment Certificate in an amount which would (after retention and other deductions) be less than the minimum amount of Interim Payment Certificates (if any) stated in the Special Conditions of Contract. In this event, the Architect shall give notice to the Contractor accordingly.

14.6.3 An Interim Payment Certificate shall not be withheld for any other reason, although:

- a) if anything supplied or work done by the Contractor is not in accordance with the Contract, the cost of rectification or replacement may be withheld until rectification or replacement has been completed; and/or
- b) if the Contractor was or is failing to perform any work or obligation in accordance with the Contract, and had been so notified by the Engineer, the value of this work or obligation may be withheld until the work or obligation has been performed.

14.6.4 The Architect may in any Payment Certificate make any correction or modification that should properly be made to any previous Payment Certificate. A Payment Certificate shall not be deemed to indicate the Architect acceptance, approval, consent or satisfaction.

14.7 Payment

14.7.1 The Procuring Entity shall pay to the Contractor:

- a) The advance payment shall be paid within 60 days after signing of the contract by both parties or within 60 days after receiving the documents in accordance with Sub-Clause 4.2 [Performance Security] and Sub-Clause 14.2 [Advance Payment], whichever is later;
- b) The amount certified in each Interim Payment Certificate within 60 days after the Architect Issues Interim Payment Certificate; and
- c) the amount certified in the Final Payment Certificate within 60 days after the Procuring Entity Issues Interim Payment Certificate; or after determination of any disputed amount shown in the Final Statement in accordance with Sub-Clause 16.2 [Termination by Contractor].

14.7.2 Payment of the amount due in each currency shall be made into the bank account, nominated by the Contractor, in the payment country (forth is currency) specified in the Contract.

14.8 Delayed Payment

14.8.1 If the Contractor does not receive payment in accordance with Sub-Clause 14.7 [Payment], the Contractor shall be entitled to receive financing charges (simple interest) monthly on the amount unpaid during the period of delay. This period shall be deemed to commence on the date for payment specified in Sub-Clause 14.7 [Payment], irrespective (in the case of its sub-paragraph (b) of the date on which any Interim Payment Certificate is issued.

- 14.8.2 These financing charges shall be calculated at the annual rate of three percentage points above the mean rate of the Central Bank in Kenya of the currency of payment, or if not available, the interbank offered rate, and shall be paid in such currency.
- 14.8.3 The Contractor shall be entitled to this payment without formal notice and certification, and without prejudice to any other right or remedy.

14.9 Payment of Retention Money

- 14.9.1 When the Taking-Over Certificate has been issued for the Works, the first half of the Retention Money shall be certified by the Architect for payment to the Contractor. If a Taking-Over Certificate is issued for a Section or part of the Works, a proportion of the Retention Money shall be certified and paid. This proportion shall be half (50%) of the proportion calculated by dividing the estimated contract value of the Section or part, by the estimated final Contract Price.
- 14.9.2 Promptly after the latest of the expiry dates of the Defects Liability Periods, the outstanding balance of the Retention Money shall be certified by the Architect for payment to the Contractor. If a Taking-Over Certificate was issued for a Section, a proportion of the second half of the Retention Money shall be certified and paid promptly after the expiry date of the Defects Notification Period for the Section. This proportion shall be half (50%) of the proportion calculated by dividing the estimated contract value of the Section by the estimated final Contract Price.
- 14.9.3 However, if any work remains to be executed under Clause 11 [Defects Liability], the Architects shall be entitled to withhold certification of the estimated cost of this work until it has been executed.
- 14.9.4 When calculating these proportions, no account shall be taken of any adjustments under Sub-Clause 13.7 [Adjustments for Changes in Legislation] and Sub-Clause 13.8 [Adjustments for Changes in Cost].
- 14.9.5 Unless otherwise stated in the Special Conditions, when the Taking-Over Certificate has been issued for the Works and the first half of the Retention Money has been certified for payment by the Engineer, the Contractor shall be entitled to substitute a Retention Money Security guarantee, in the form annexed to the Special Conditions or in another form approved by the Procuring Entity and issued by a reputable bank or financial institution selected by the Contractor, for the second half of the Retention Money.
- 14.9.6 The Procuring Entity shall return the Retention Money Security guarantee to the Contractor within 14 days after receiving a copy of the Completion Certificate.

14.10 Statement at Completion

- 14.10.1 Within 84 days after receiving the Taking-Over Certificate for the Works, the Contractor shall submit to the Architect three copies of a Statement at completion with supporting documents, in accordance with Sub-Clause 14.3 [Application for Interim Payment Certificates], showing:
- a) the value of all work done in accordance with the Contract up to the date stated in the Taking-Over Certificate for the Works,
 - b) any further sums which the Contractor considers to be due, and
 - c) an estimate of any other amounts which the Contractor considers will become due to him under the Contract. Estimated amounts shall be shown separately in this Statement at completion.
- 14.10.2 The Architect shall then certify in accordance with Sub-Clause 14.6 [Issue of Interim Payment Certificates].

14.11 Application for Final Payment Certificate

- 14.11.1 Within 60 days after receiving the Completion Certificate, the Contractor shall submit, to the Engineer, six copies of a draft final statement with supporting documents showing in detail in a form approved by the Engineer:
- a) The value of all work done in accordance with the Contract, and
 - b) Any further sums which the Contractor considers to be due to him under the Contract otherwise.
- 14.11.2 If the Architect disagrees with or cannot verify any part of the draft final statement, the Contractor shall submit such further information as the Architect may reasonably require within 30 days from receipt of said draft and shall make such changes in the draft as may be agreed between them. The Contractor shall then prepare and submit to the Architect the final statement as agreed. This agreed statement is referred to in these Conditions as the "Final Statement".

14.11.3 However, if, following discussions between the Architect and the Contractor and any changes to the draft final statement which are agreed, it becomes evident that a dispute exists, the Architect shall deliver to the Procuring Entity (with a copy to the Contractor) an Interim Payment Certificate for the agreed parts of the draft final statement. Thereafter, if the dispute is finally resolved under Sub-Clause 20.4 [Obtaining Dispute Board's Decision] or Sub-Clause 20.5 [Amicable Settlement], the Contractor shall then prepare and submit to the Procuring Entity (with a copy to the Engineer) a Final Statement.

14.12 Discharge

When submitting the Final Statement, the Contractor shall submit a discharge which confirms that the total of the Final Statement represents full and final settlement of all moneys due to the Contractor under or in connection with the Contract. This discharge may state that it becomes effective when the Contractor has received the Performance Security and the outstanding balance of this total, in which event the discharge shall be effective on such date.

14.13 Issue of Final Payment Certificate

14.13.1 Within 30 days after receiving the Final Statement and discharge in accordance with Sub-Clause 14.11 [Application for Final Payment Certificate] and Sub-Clause 14.12 [Discharge], the Architect shall deliver, to the Procuring Entity and to the Contractor, the Final Payment Certificate which shall state:

- a) The amount which he fairly determines is finally due, and
- b) After giving credit to the Procuring Entity for all amounts previously paid by the Procuring Entity and for all sums to which the Procuring Entity is entitled, the balance (if any) due from the Procuring Entity to the Contractor or from the Contractor to the Procuring Entity, as the case may be.

14.13.1 If the Contractor has not applied for a Final Payment Certificate in accordance with Sub-Clause 14.11 [Application for Final Payment Certificate] and Sub-Clause 14.12 [Discharge], the Architect shall request the Contractor to do so. If the Contractor fails to submit an application within a period of 30 days, the Architect shall issue the Final Payment Certificate for such amount as he fairly determines to be due.

14.14 Cessation of Procuring Entity's Liability

14.14.1 The Procuring Entity shall not be liable to the Contractor for any matter or thing under or in connection with the Contract or execution of the Works, except to the extent that the Contractor shall have included an amount expressly for it:

- a) in the Final Statement and also,
- b) (except for matters or things arising after the issue of the Taking-Over Certificate for the Works) in the Statement at completion described in Sub-Clause 14.10 [Statement at Completion].

14.14.2 However, this Sub-Clause shall not limit the Procuring Entity's liability under his indemnification obligations, or the Procuring Entity's liability in any case of fraud, deliberate default or reckless misconduct by the Procuring Entity.

14.15 Currencies of Payment

The Contract Price shall be paid in the currency or currencies named in the Schedule of Payment Currencies. If more than one currency is so named, payments shall be made as follows:

- a) If the Accepted Contract Amount was expressed in Local Currency only:
 - i) the proportions or amounts of the Local and Foreign Currencies, and the fixed rates of exchange to be used for calculating the payments, shall be as stated in the Schedule of Payment Currencies, except as otherwise agreed by both Parties;
 - ii) payments and deductions under Sub-Clause 13.5 [Provisional Sums] and Sub-Clause 13.7 [Adjustments for Changes in Legislation] shall be made in the applicable currencies and proportions; and
 - iii) other payments and deductions under sub-paragraphs (a) to (d) of Sub-Clause 14.3 [Application for Interim Payment Certificates] shall be made in the currencies and proportions specified in sub-paragraph (a) (i) above;
- b) payment of the damages specified in the Special Conditions of Contract, shall be made in the currencies and proportions specified in the Schedule of Payment Currencies;
- c) other payments to the Procuring Entity by the Contractor shall be made in the currency in which the sum was expended by the Procuring Entity, or in such currency as may be agreed by both Parties;

- d) if any amount payable by the Contractor to the Procuring Entity in a particular currency exceeds the sum payable by the Procuring Entity to the Contractor in that currency, the Procuring Entity may recover the balance of this amount from the sums otherwise payable to the Contractor in other currencies; and
- e) if no rates of exchange are stated in the Schedule of Payment Currencies, they shall be those prevailing on the Base Date and determined by the Central Bank of Kenya.

15. TERMINATION BY PROCURING ENTITY

15.1 Notice to correct any defects or failures

If the Contractor fails to carry out any obligation under the Contract, the Architect may by notice require the Contractor to make good the failure and to remedy it within 30 days.

15.2 Termination by Procuring Entity

15.2.1 The Procuring Entity shall be entitled to terminate the Contract if the Contractor breaches the contract based on following circumstances which shall include but not limited to:

- a) fails to comply with Sub-Clause 4.2 [Performance Security] or with a notice under Sub-Clause 15.1 [Notice to Correct],
- b) abandons the Works or otherwise plainly demonstrates the intention not to continue performance of his obligations under the Contract,
- c) without reasonable excuse fails:
 - i) to proceed with the Works in accordance with Clause 8 [Commencement, Delays and Suspension], or
 - ii) to comply with a notice issued under Sub-Clause 7.5 [Rejection] or Sub-Clause 7.6 [Remedial Work], within 30 days after receiving it,
- d) subcontracts the major part or whole of the Works or assigns the Contract without the consent of the Procuring Entity,
- e) becomes bankrupt or insolvent, goes into liquidation, has a receiving or administration order made against him, compounds with his creditors, or carries on business under a receiver, trustee or manager for the benefit of his creditors, or if any act is done or event occurs which (under applicable Laws) has a similar effect to any of these acts or events, or
- f) gives or offers to give (directly or indirectly) to any person any bribe, gift, gratuity, commission or other thing of value, as an induce mentor reward:
 - i) for doing or for bearing to do any action in relation to the Contract, or
 - ii) for showing or for bearing to show favor or disfavor to any person in relation to the Contract, or
 - iii) if any of the Contractor's Personnel, agents or Subcontractors gives or offers to give (directly or indirectly) to any person any such induce mentor reward as is described in this sub-paragraph (f). However, lawful inducements and rewards to Contractor's Personnel shall not entitle termination, or
- g) If the contract or repeatedly fails to remedy delivers defective work,
- h) based on reasonable evidence, has engaged in Fraud and Corruption as defined in paragraph 2.2 of the Appendix B to these General Conditions, in competing for or in executing the Contract.

15.2.1 In any of these events or circumstances, the Procuring Entity may, upon giving 14 days' notice to the Contractor, terminate the Contract and expel the Contractor from the Site. However, in the case of sub- paragraph (e) or (f) or (g) or (h), the Procuring Entity may by notice terminate the Contract immediately.

15.2.1 The Procuring Entity's election to terminate the Contract shall not prejudice any other rights of the Procuring Entity, under the Contractor otherwise.

15.2.1 The Contractor shall then leave the Site and deliver any required Goods, all Contractor's Documents, and other design documents made by or for him, to the Engineer. However, the Contractor shall use his best efforts to comply immediately with any reasonable instructions included in the notice (i) for the assignment of any subcontract, and (ii) for the protection of life or property or for the safety of the Works.

- 15.2.1 After termination, the Procuring Entity may complete the Works and/ or arrange for any other entities to do so. The Procuring Entity and these entities may then use any Goods, Contractor's Documents and other design documents made by or on behalf of the Contractor.
- 15.2.1 The Procuring Entity shall then give notice that the Contractor's Equipment and Temporary Works will be released to the Contractor at or near the Site. The Contractor shall promptly arrange their removal, at the risk and cost of the Contractor. However, if by this time the Contractor has failed to make a payment due to the Procuring Entity, these items may be sold by the Procuring Entity in order to recover this payment. Any balance of the proceeds shall then be paid to the Contractor.

15.3 Valuation at Date of Termination

As soon as practicable after a notice of termination under Sub-Clause 15.2 [Termination by Procuring Entity] has taken effect, the Architect shall proceed in accordance with Sub-Clause 3.5 [Determinations] to agree or determine the value of the Works, Goods and Contractor's Documents, and any other sums due to the Contractor for work executed in accordance with the Contract.

15.4 Payment after Termination

After a notice of termination under Sub-Clause 15.2 [Termination by Procuring Entity] has taken effect, the Procuring Entity may:

- a) Proceed in accordance with Sub-Clause 2.5 [Procuring Entity's Claims],
- b) withhold further payments to the Contractor until the costs of execution, completion and remedying of any defects, damages for delay in completion (if any), and all other costs incurred by the Procuring Entity, have been established, and/ or
- c) recover from the Contractor any losses and damages incurred by the Procuring Entity and any extra costs of completing the Works, after allowing for any sum due to the Contractor under Sub-Clause 15.3 [Valuation at Date of Termination]. After recovering any such losses, damages and extra costs, the Procuring Entity shall pay any balance to the Contractor.

15.5 Procuring Entity's Entitlement to Termination for Convenience

The Procuring Entity shall be entitled to terminate the Contract, at any time at the Procuring Entity's convenience, by giving notice of such termination to the Contractor. The termination shall take effect 30 days after the later of the dates on which the Contractor receives this notice or the Procuring Entity returns the Performance Security. The Procuring Entity shall not terminate the Contract under this Sub-Clause in order to execute the Works itself or to arrange for the Works to be executed by another contractor or to avoid a termination of the Contract by the Contractor under Clause 16.2 [Termination by Contractor]. After this termination, the Contractor shall proceed in accordance with Sub- Clause 16.3 [Cessation of Work and Removal of Contractor's Equipment] and shall be paid in accordance with Sub- Clause 16.4 [Payment on Termination].

15.6 Fraud and Corruption

The Contractor shall ensure compliance with the Kenya Government's Anti-Corruption Laws and its prevailing sanctions.

15.7 Corrupt gifts and payments of commission

15.7.1 The Contractor shall not;

- a) Offer or give or agree to give to any person in the service of the Procuring Entity any gift or consideration of any kind as an inducement or reward for doing or for bearing to door for having done or for borne to do any act in relation to the obtaining or execution of this or any other Contract for the Procuring Entity or for showing or for bearing to show favor or disfavor to any person in relation to this or any other contract for the Procuring Entity.
- b) Enter into this or any other contract with the Procuring Entity in connection with which commission has been paid or agreed to be paid by him or on his behalf or to his knowledge, unless before the Contract is made particulars of any such commission and of the terms and conditions of any agreement for the payment there of have been disclosed in writing to the Procuring Entity.

15.7.1 Any breach of this Condition by the Contractor or by anyone employed by him or acting on his behalf (whether with or without the knowledge of the Contractor) shall be an offence under the provisions of the Public Procurement and Asset Disposal Act (2015) and the Anti-Corruption and Economic Crimes Act (2003) of the Laws of Kenya.

16. SUSPENSION AND TERMINATION BY CONTRACTOR

16.1 Contractor's Entitlement to Suspend Work

- 16.1.1** If the Architect fails to certify in accordance with Sub-Clause 14.6 [Issue of Interim Payment Certificates] or Sub-Clause 14.7 [Payment], or not receiving instructions that would enable the contractor to proceed with the works in accordance with the program, the Contractor may, after giving not less than 30 days' notice to the Procuring Entity, suspend work (or reduce the rate of work) unless and until the Contractor has received the Payment Certificate, reasonable evidence or payment, as the case may be and as described in the notice.
- 16.1.2 The Contractor's action shall not prejudice his entitlements to financing charges under Sub-Clause 14.8 [Delayed Payment] and to termination under Sub-Clause 16.2 [Termination by Contractor].
- 16.1.3 If the Contractor subsequently receives such Payment Certificate, evidence or payment (as described in the relevant Sub-Clause and in the above notice) before giving a notice of termination, the Contractor shall resume normal working as soon as is reasonably practicable.
- 16.1.4 If the Contractor suffers delay and/or incurs Cost as a result of suspending work (or reducing the rate of work) in accordance with this Sub-Clause, the Contractor shall give notice to the Architect and shall be entitled subject to Sub-Clause 20.1 [Contractor's Claims] to:
- a) an extension of time for any such delay, if completion is or will be delayed, under Sub-Clause 8.4 [Extension of Time for Completion], and
 - b) payment of any such Cost-plus profit, which shall be included in the Contract Price.
- 16.2 After receiving this notice, the Architect shall proceed in accordance with Sub-Clause 3.5 [Determinations] to agree or determine these matters.

16.3 Termination by Contractor

- 16.3.1 The Contractor shall be entitled to terminate the Contract if:
- a) the Architect fails, within 60 days after receiving a Statement and supporting documents, to issue the relevant Payment Certificate,
 - b) the Contractor does not receive the amount due under an Interim Payment Certificate within 90 days after the expiry of the time stated in Sub-Clause 14.7 [Payment] within which payment is to be made (except for deductions in accordance with Sub-Clause 2.5 [Procuring Entity's Claims]),
 - c) the Procuring Entity substantially fails to perform his obligations under the Contract in such manner as to materially and adversely affect the economic balance of the Contract and/or the ability of the Contractor to perform the Contract,
 - d) a prolonged suspension affects the whole of the Works as described in Sub-Clause 8.11 [Prolonged Suspension], or
 - e) the Procuring Entity becomes bankrupt or insolvent, goes into liquidation, has a receiving or administration order made against him, compounds with his creditors, or carries on business under a receiver, trustee or manager for the benefit of his creditors, or if any act is done or event occurs which (under applicable Laws) has a similar effect to any of these acts or events.
 - f) the Contractor does not receive the Architect instruction recording the agreement of both Parties on the fulfilment of the conditions for the Commencement of Works under Sub-Clause 8.1 [Commencement of Works].
- 16.3.2 In any of these events or circumstances, the Contractor may, upon giving 14 days' notice to the Procuring Entity, terminate the Contract. However, in the case of sub-paragraph (f) or (g), the Contractor may by notice terminate the Contract immediately.
- 16.3.3 The Contractor's election to terminate the Contract shall not prejudice any other rights of the Contractor, under the Contract otherwise.

16.4 Cessation of Work and Removal of Contractor's Equipment

After a notice of termination under Sub-Clause 15.5 [Procuring Entity's Entitlement to Termination for Convenience], Sub-Clause 16.2 [Termination by Contractor] or Sub-Clause 19.6 [Optional Termination, Payment and Release] has taken effect, the Contractor shall promptly:

- a) cease all further work, except for such work as may have been instructed by the Architect for the protection of life or property or for the safety of the Works,
- b) hand over Contractor's Documents, Plant, Materials and other work, for which the Contractor has received payment, and

- c) remove all other Goods from the Site, except as necessary for safety, and leave the Site.

16.5 Payment on Termination

After a notice of termination under Sub-Clause 16.2 [Termination by Contractor] has taken effect, the Procuring Entity shall promptly:

- a) Return the Performance Security to the Contractor,
- b) pay the Contractor in accordance with Sub-Clause 19.6 [Optional Termination, Payment and Release], and
- c) pay to the Contractor the amount of any loss or damage sustained by the Contractor as a result of this termination.

17. RISK AND RESPONSIBILITY

17.1 Indemnities

17.1.1 The Contractor shall indemnify and hold harmless the Procuring Entity, the Procuring Entity's Personnel, and their respective agents, against and from all claims, damages, losses and expenses (including legal fees and expenses) in respect of:

- a) Bodily injury, sickness, disease or death, of any person what so ever arising out of or in the course of or by reason of the Contractor's design (if any), the execution and completion of the Works and the remedying of any defects, unless attributable to any negligence, willful actor breach of the Contract by the Procuring Entity, the Procuring Entity's Personnel, or any of their respective agents, and
- b) damage to or loss of any property, real or personal (other than the Works), to the extent that such damage or loss arises out of or in the course of or by reason of the Contractor's design (if any), the execution and completion of the Works and the remedying of any defects, unless and to the extent that any such damage or loss is attributable to any negligence, willful act or breach of the Contract by the Procuring Entity, the Procuring Entity's Personnel, their respective agents, or anyone directly or indirectly employed by any of them.

17.1.2 The Procuring Entity shall indemnify and hold harmless the Contractor, the Contractor's Personnel, and their respective agents, against and from all claims, damages, losses and expenses (including legal fees and expenses) in respect of (1) bodily injury, sickness, disease or death, which is attributable to any negligence, willful act or breach of the Contract by the Procuring Entity, the Procuring Entity's Personnel, or any of their respective agents, and (2) the matters for which liability may be excluded from insurance cover, as described in sub-paragraphs (d)(i), (ii) and (iii) of Sub-Clause 18.3 [Insurance Against Injury to Persons and Damage to Property], unless and to the extent that any such damage or loss is attributable to any negligence, willful actor breach of the Contract by the contractor, the contractor's Personnel, their respective agents, or anyone directly or indirectly employed by any of them.

17.2 Contractor's Care of the Works

17.2.1 The Contractor shall take full responsibility for the care of the Works and Goods from the Commencement Date until the Taking-Over Certificate is issued (or is deemed to be issued under Sub-Clause 10.1 [Taking Over of the Works and Sections]) for the Works, when responsibility for the care of the Works shall pass to the Procuring Entity. If a Taking-Over Certificate is issued (or is so deemed to be issued) for any Section or part of the Works, responsibility for the care of the Section or part shall then pass to the Procuring Entity.

17.2.2 After responsibility has accordingly passed to the Procuring Entity, the Contractor shall take responsibility for the care of any work which is outstanding on the date stated in a Taking-Over Certificate, until this outstanding work has been completed.

17.2.3 If any loss or damage happens to the Works, Goods or Contractor's Documents during the period when the Contractor is responsible for their care, from any cause not listed in Sub-Clause 17.3 [Procuring Entity's Risks], the Contractor shall rectify the loss or damage at the Contractor's risk and cost, so that the Works, Goods and Contractor's Documents conform with the Contract.

17.2.4 The Contractor shall be liable for any loss or damage caused by any actions performed by the Contractor after a Taking-Over Certificate has been issued. The Contractor shall also be liable for any loss or damage which occurs after a Taking-Over Certificate has been issued and which arose from a previous event for which the Contractor was liable.

17.3 Procuring Entity's Risks

The risks referred to in Sub-Clause 17.4 [Consequences of Procuring Entity's Risks] below, in so far as they directly affect the execution of the Works in Kenya, are:

- a) War hostilities (whether war be declared or not),

- b) rebellion, riot, commotion or disorder, terrorism, sabotage by persons other than the Contractor's Personnel,
- c) explosive materials, ionizing gradiation or contamination by radio-activity, except as may be attributable to the Contractor's use of such explosives, radiation or radio-activity,
- d) pressure waves caused by aircraft or other aerial devices traveling at sonic or supersonic speeds,
- e) use or occupation by the Procuring Entity of any part of the Permanent Works, except as may be specified in the Contract,
- f) design of any part of the Works by the Procuring Entity's Personnel or by others for whom the Procuring Entity is responsible, and
- g) any operation of the forces of nature which is Unforeseeable or against which an experienced contractor could not reasonably have been expected to have taken adequate preventive precautions.

17.4 Consequences of Procuring Entity's Risks

- 17.4.1 If and to the extent that any of the risks listed in Sub-Clause 17.3 above results in loss or damage to the Works, Goods or Contractor's Documents, the Contractor shall promptly give notice to the Architect and shall rectify this loss or damage to the extent required by the Engineer.
- 17.4.2 If the Contractor suffers delay and/ or incurs Cost from rectifying this loss or damage, the Contractor shall give a further notice to the Architect and shall be entitled subject to Sub-Clause 20.1 [Contractor's Claims] to:
- a) An extension of time for any such delay, if completion is or will be delayed, under Sub-Clause 8.4 [Extension of Time for Completion], and
 - b) Payment of any such Cost, which shall be included in the Contract Price. In the case of sub-paragraphs (e) and (g) of Sub-Clause 17.3 [Procuring Entity's Risks], Accrued Costs shall be payable.
- 17.4.3 After receiving this further notice, the Architect shall proceed in accordance with Sub-Clause 3.5 [Determinations] to agree or determine these matters.

17.5 Intellectual and Industrial Property Rights

- 17.5.1 In this Sub-Clause, "infringement" shall refer to an infringement (or alleged infringement) of any patent, registered design, copyright, trade mark, trade name, trade secret or other intellectual or industrial property right relating to the Works; and "claim" shall refer to a claim (or proceedings pursuing a claim) alleging an infringement.
- 17.5.2 Whenever a Party does not give notice to the other Party of any claim within 30 days of receiving the claim, the first Party shall be deemed to have waived any right to indemnity under this Sub-Clause.
- 17.5.3 The Procuring Entity shall indemnify and hold the Contractor harmless against and from any claim alleging an infringement which is or was:
- a) An unavoidable result of the Contractor's compliance with the Contract, or
 - b) A result of any Works being used by the Procuring Entity:
 - i) for a purpose other than that indicated by, or reasonably to be inferred from, the Contract, or
 - ii) in conjunction with anything not supplied by the Contractor, unless such use was disclosed to the Contractor prior to the Base Date or is stated in the Contract.
- 17.5.4 The Contractor shall indemnify and hold the Procuring Entity harmless against and from any other claim which arises out of or in relation to (i) the manufacture, use, sale or import of any Goods, or (ii) any design for which the Contractor is responsible.
- 17.5.5 If a Party is entitled to be indemnified under this Sub-Clause, the indemnifying Party may (at its cost) conduct negotiations for the settlement of the claim, and any litigation or arbitration which may arise from it. The other Party shall, at the request and cost of the indemnifying Party, assist in contesting the claim. This other Party (and its Personnel) shall not make any admission which might be prejudicial to the indemnifying Party, unless the indemnifying Party failed to take over the conduct of any negotiations, litigation or arbitration upon being requested to do so by such other Party.
- 17.5.6 For operation and maintenance of any plant or equipment installed, the contractor shall grant a non-exclusive and non-transferable license to the Procuring Entity under the patent, utility models, or other intellectual rights owned by the contractor or a third party from whom the contract or has received the rights to grant sub-licenses and shall also grant to the Procuring Entity a non-exclusive and non-transferable rights (without the rights to sub-license) to use

the knowhow and other technical information disclosed to the contract or under the contract. Nothing contained herein shall be construed as transferring ownership of any patent, utility model, trademark, design, copy right, know-how or other intellectual rights from the contractor or any other third party to the Procuring Entity.

17.6 Limitation of Liability

- 17.6.1 Neither Party shall be liable to the other Party for loss of use of any Works, loss of profit, loss of any contractor for any in director consequential loss or damage which may be suffered by the other Party in connection with the Contract, other than as specifically provided in Sub-Clause 8.7 [Delay Damages]; Sub-Clause 11.2 [Cost of Remedying Defects]; Sub-Clause 15.4 [Payment after Termination]; Sub-Clause 16.4 [Payment on Termination]; Sub-Clause 17.1 [Indemnities]; Sub-Clause 17.4(b) [Consequences of Procuring Entity's Risks] and Sub-Clause 17.5 [Intellectual and Industrial Property Rights].
- 17.6.2 The total liability of the Contractor to the Procuring Entity, under or in connection with the Contract other than under Sub-Clause 4.19 [Electricity, Water and Gas], Sub-Clause 4.20 [Procuring Entity's Equipment and Free- Issue Materials], Sub-Clause 17.1 [Indemnities] and Sub-Clause 17.5 [Intellectual and Industrial Property Rights], shall not exceed the sum resulting from the application of a multiplier (less or greater than one) to the Accepted Contract Amount, as stated in the Special Conditions of Contract, or (if such multiplier or other sum is not so stated) the Accepted Contract Amount.
- 17.6.3 This Sub-Clause shall not limit liability in any case of fraud, deliberate default or reckless misconduct by the defaulting Party.

17.7 Use of Procuring Entity's Accommodation/Facilities

- 17.7.1 The Contractor shall take full responsibility for the care of the Procuring Entity provided accommodation and facilities, if any, as detailed in the Specification, from the respective dates of hand-over to the Contractor until cessation of occupation (where hand-over or cessation of occupation may take place after the date stated in the Taking-Over Certificate for the Works).
- 17.7.2 If any loss or damage happens to any of the above items while the Contractor is responsible for their care arising from any cause whatsoever other than those for which the Procuring Entity is liable, the Contractor shall, at his own cost, rectify the loss or damage to the satisfaction of the Engineer.

18. INSURANCE

18.1 General Requirements for Insurances

- 18.1.1 In this Clause, "insuring Party" means, for each type of insurance, the Party responsible for effecting and maintaining the insurance specified in the relevant Sub-Clause.
- 18.1.2 Wherever the Contractor is the insuring Party, each insurance shall be effected with insurers and in terms approved by the Procuring Entity. These terms shall be consistent with any terms agreed by both Parties before the date of the Letter of Acceptance. This agreement of terms shall take precedence over the provisions of this Clause.
- 18.1.3 Wherever the Procuring Entity is the insuring Party, each insurance shall be effected with insurers and in terms acceptable to the Contractor. These terms shall be consistent with any terms agreed by both Parties before the date of the Letter of Acceptance. This agreement of terms shall take precedence over the provisions of this Clause.
- 18.1.4 If a policy is required to indemnify joint insured, the cover shall apply separately to each insured as though a separate policy had been issued for each of the joint insured. If a policy indemnifies additional joint insured, namely in addition to the insured specified in this Clause, (i) the Contractor shall act under the policy on behalf of these additional joint insured except that the Procuring Entity shall act for Procuring Entity's Personnel, (ii) additional joint insured shall not be entitled to receive payments directly from the insurer or to have any other direct dealings with the insurer, and (iii) the insuring Party shall require all additional joint insured to comply with the conditions stipulated in the policy.
- 18.1.5 Each policy insuring against loss or damage shall provide for payments to be made in the currencies required to rectify the loss or damage. Payments received from insurers shall be used for the rectification of the loss or damage.
- 18.1.6 The relevant insuring Party shall, within the respective periods stated in the Special Conditions of Contract (calculated from the Commencement Date), submit to the other Party:
- a) Evidence that the insurances described in this Clause have been affected, and
 - b) copies of the policies for the insurances described in Sub-Clause 18.2 [Insurance for Works and Contractor's Equipment] and Sub-Clause 18.3 [Insurance against Injury to Persons and Damage to Property].

- 18.1.7 When each premium is paid, the insuring Party shall submit evidence of payment to the other Party. Whenever evidence or policies are submitted, the insuring Party shall also give notice to the Engineer.
- 18.1.8 Each Party shall comply with the conditions stipulated in each of the insurance policies. The insuring Party shall keep the insurers informed of any relevant changes to the execution of the Works and ensure that insurance is maintained in accordance with this Clause.
- 18.1.9 Neither Party shall make any material alteration to the terms of any insurance without the prior approval of the other Party. If an insurer makes (or at tempts to make) any alteration, the Party first notified by the insurer shall promptly give notice to the other Party.
- 18.1.10 If the insuring Party fails to effect and keep in force any of the insurances it is required to effect and maintain under the Contractor fails to provide satisfactory evidence and copies of policies in accordance with this Sub- Clause, the other Party may (at its option and without prejudice to any other right or remedy) effect insurance for the relevant coverage and pay the premiums due. The insuring Party shall pay the amount of these premiums to the other Party, and the Contract Price shall be adjusted accordingly.
- 18.1.11 Nothing in this Clause limits the obligations, liabilities or responsibilities of the Contractor or the Procuring Entity, under the other terms of the Contractor otherwise. Any amounts not insured or not recovered from the insurers shall be borne by the Contractor and/or the Procuring Entity.
- 18.1.12 Procuring Entity in accordance with these obligations, liabilities or responsibilities. However, if the insuring Party fails to effect and keep in force an insurance which is available and which it is required to effect and maintain under the Contract, and the other Party neither approves the omission nor effects insurance for the coverage relevant to this default, any moneys which should have been recoverable under this insurance shall be paid by the insuring Party.
- 18.1.13 Payments by one Party to the other Party shall be subject to Sub-Clause 2.5 [Procuring Entity's Claims] or Sub- Clause 20.1 [Contractor's Claims], as applicable.
- 18.1.14 The Contractor shall be entitled to place all insurance relating to the Contract (including, but not limited to the insurance referred to Clause 18) with insurers from any eligible source country.

18.2 Insurance for Works and Contractor's Equipment

- 18.2.1 The insuring Party shall insure the Works, Plant, Material sand Contractor's Documents for not less than the full reinstatement cost including the costs of demolition, removal of debris and professional fees and profit. This insurance shall be effective from the date by which the evidence is to be submitted under sub-paragraph (a) of Sub-Clause 18.1 [General Requirements for Insurances], until the date of issue of the Taking-Over Certificate for the Works.
- 18.2.2 The insuring Party shall maintain this insurance to provide cover until the date of issue of the Performance Certificate, for loss or damage for which the Contractor is liable arising from a cause occurring prior to the issue of the Taking-Over Certificate, and for loss or damage caused by the Contractor in the course of any other operations (including those under Clause 11 [Defects Liability]).
- 18.2.3 The insuring Party shall insure the Contractor's Equipment for not less than the full replacement value, including delivery to Site. For each item of Contractor's Equipment, the insurance shall be effective while it is being transported to the Site and until it is no longer required as Contractor's Equipment.
- 18.2.4 Unless otherwise stated in the Special Conditions, insurances under this Sub-Clause:
- a) Shall be effected and maintained by the Contractor as insuring Party,
 - b) shall be in the joint names of the Parties, who shall be jointly entitled to receive payments from the insurers, payments being held or allocated to the Party actually bearing the costs of rectifying the loss or damage,
 - c) shall cover all loss and damage from any cause not listed in Sub-Clause 17.3 [Procuring Entity's Risks],
 - d) shall also cover, to the extent specifically required in the tendering documents of the Contract, loss or damage to a part of the Works which is attributable to the use or occupation by the Procuring Entity of another part of the Works, and loss or damage from the risks listed in sub-paragraphs (c), (g) and (h)of Sub-Clause 17.3 [Procuring Entity's Risks], excluding (in each case) risks which are not insurable at commercially reasonable terms, with deductibles per occurrence of not more than the amount stated in the Special Conditions of Contract (if an amount is not so stated, this sub-paragraph (d) shall not apply), and
 - e) may however exclude loss of, damage to, and reinstatement of:
 - i) a part of the Works which is in a defective condition due to a defect in its design, materials or workmanship (but cover shall include any other parts which are lost or damaged as a direct result of this defective condition and not as described in sub-paragraph (ii) below),

- ii) apart of the Works which is lost or damaged in order to reinstate any other part of the Works if this other part is in a defective condition due to a defect in its design, materials or workmanship,
- iii) apart of the Works which has been taken over by the Procuring Entity, except to the extent that the Contractor is liable for the loss or damage, and
- iv) Goods while they are not in Kenya, subject to Sub-Clause 14.5 [Plant and Materials intended for the Works].

18.2.5 If, more than one year after the Base Date, the cover described in sub-paragraph (d) above ceases to be available at commercially reasonable terms, the Contractor shall (as insuring Party) give notice to the Procuring Entity, with supporting particulars. The Procuring Entity shall then (i) be entitled subject to Sub-Clause 2.5 [Procuring Entity's Claims] to payment of an amount equivalent to such commercially reasonable terms as the Contractor should have expected to have paid for such cover, and (ii) be deemed, unless he obtains the cover at commercially reasonable terms, to have approved the omission under Sub-Clause 18.1 [General Requirements for Insurances].

18.3 Insurance against Injury to Persons and Damage to Property

18.3.1 The insuring Party shall insure against each Party's liability for any loss, damage, death or bodily injury which may occur to any physical property (except things insured under Sub-Clause 18.2 [Insurance for Works and Contractor's Equipment]) or to any person (except persons insured under Sub-Clause 18.4 [Insurance for Contractor's Personnel]), which may arise out of the Contractor's performance of the Contract and occurring before the issue of the Performance Certificate.

18.3.2 This insurance shall be for a limit per occurrence of not less than the amount stated in the **Special Conditions of Contract**, with no limit on the number of occurrences. If an amount is not stated in the **Special Conditions of Contract**, this Sub-Clause shall not apply.

18.3.3 Unless otherwise stated in the Special Conditions, the insurances specified in this Sub-Clause:

- a) Shall be effected and maintained by the Contractor as insuring Party,
- b) shall be in the joint names of the Parties,
- c) shall be extended to cover liability for all loss and damage to the Procuring Entity's property (except things insured under Sub-Clause 18.2) arising out of the Contractor's performance of the Contract, and
- d) may however exclude liability to the extent that it arises from:
 - i) the Procuring Entity's right to have the Permanent Works executed on, over, under, in or
 - ii) through any land, and to occupy this land for the Permanent Works,
 - iii) damage which is an unavoidable result of the Contractor's obligations to execute the
 - iv) Works and remedy any defects, and
 - v) a cause listed in Sub-Clause 17.3 [Procuring Entity's Risks], except to the extent that cover is available at commercially reasonable terms.

18.4 Insurance for Contractor's Personnel

18.4.1 The Contractor shall effect and maintain insurance against liability for claims, damages, losses and expenses (including legal fees and expenses) arising from injury, sickness, disease or death of any person employed by the Contractor or any other of the Contractor's Personnel.

18.4.2 The insurance shall cover the Procuring Entity and the Architect against liability for claims, damages, losses and expenses (including legal fees and expenses) arising from injury, sickness, disease or death of any person employed by the Contractor or any other of the Contractor's Personnel, except that this insurance may exclude losses and claims to the extent that they arise from any act or neglect of the Procuring Entity or of the Procuring Entity's Personnel.

18.4.3 The insurance shall be maintained in full force and effect during the whole time that these personnel are assisting in the execution of the Works. For a Subcontractor's employees, the insurance may be effected by the Subcontractor, but the Contractor shall be responsible for compliance with this Clause.

19. FORCE MAJEURE

19.1 Definition of Force Majeure

19.1.1 In this Clause, "Force Majeure" means an exceptional event or circumstance:

- a) Which is beyond a Party's control,
- b) Which such Party could not reasonably have provided against before entering into the Contract,
- c) which, having arisen, such Party could not reasonably have avoided or overcome, and
- d) which is not substantially attributable to the other Party.

19.1.2 Force Majeure may include, but is not limited to, exceptional events or circumstances of the kind listed below, so long as conditions (a) to (d) above are satisfied:

- a) war, hostilities (whether war be declared or not), invasion, act of foreign enemies,
- b) rebellion, terrorism, sabotage by persons other than the Contractor's Personnel, revolution, insurrection, military or usurped power, or civil war,
- c) riot, commotion, disorder, strike or lockout by persons other than the Contractor's Personnel,
- d) munitions of war, explosive materials, ionizing radiation or contamination by radio-activity, except as may be attributable to the Contractor's use of such munitions, explosives, radiation or radio-activity, and
- e) natural catastrophes such as earthquake, hurricane, typhoon or volcanic activity.

19.2 Notice of Force Majeure

19.2.1 If a Party is or will be prevented from performing its substantial obligations under the Contract by Force Majeure, then it shall give notice to the other Party of the event or circumstances constituting the Force Majeure and shall specify the obligations, the performance of which is or will be prevented. The notice shall be given within 14 days after the Party became aware, or should have become aware, of the relevant event or circumstance constituting Force Majeure.

19.2.2 The Party shall, having given notice, be excused performance of its obligations for so long as such Force Majeure prevents it from performing them.

19.2.3 Notwithstanding any other provision of this Clause, Force Majeure shall not apply to obligations of either Party to make payments to the other Party under the Contract.

19.3 Duty to Minimize Delay

Each Party shall at all times use all reasonable endeavors to minimize any delay in the performance of the Contract as a result of Force Majeure. A Party shall give notice to the other Party when it ceases to be affected by the Force Majeure.

19.4 Consequences of Force Majeure

19.3.1 If the Contractor is prevented from performing his substantial obligations under the Contract by Force Majeure of which notice has been given under Sub-Clause 19.2 [Notice of Force Majeure], and suffers delay and/ or incurs Cost by reason of such Force Majeure, the Contractor shall be entitled subject to Sub-Clause 20.1 [Contractor's Claims] to:

- a) an extension of time for any such delay, if completion is or will be delayed, under Sub-Clause 8.4 [Extension of Time for Completion], and
- b) if the event or circumstance is of the kind described in sub-paragraphs (i) to (iv) of Sub-Clause 19.1 [Definition of Force Majeure] and, in sub-paragraphs (ii) to (iv), occurs in Kenya, payment of any such Cost, including the costs of rectifying or replacing the Works and/or Goods damaged or destroyed by Force Majeure, to the extent they are not indemnified through the insurance policy referred to in Sub-Clause 18.2 [Insurance for Works and Contractor's Equipment].

19.3.2 After receiving this notice, the Architect shall proceed in accordance with Sub-Clause 3.5 [Determinations] to agree or determine these matters.

19.5 Force Majeure Affecting Subcontractor

If any Subcontractor is entitled under any contract or agreement relating to the Works to relief from force majeure on terms additional to or broader than those specified in this Clause, such additional or broader force majeure events or circumstances shall not excuse the Contractor's non-performance or entitle him to relief under this Clause.

19.6 Optional Termination, Payment and Release

19.6.1 If the execution of substantially all the Works in progress is prevented for a continuous period of 84 days by reason of Force Majeure of which notice has been given under Sub-Clause 19.2 [Notice of Force Majeure], or for multiple

periods which total more than 140 days due to the same notified Force Majeure, then either Party may give to the other Party a notice of termination of the Contract. In this event, the termination shall take effect 7 days after the notice is given, and the Contractor shall proceed in accordance with Sub-Clause 16.3 [Cessation of Work and Removal of Contractor's Equipment].

19.6.2 Upon such termination, the Architect shall determine the value of the work done and issue a Payment Certificate which shall include:

- a) The amounts payable for any work carried out for which a price is stated in the Contract;
- b) the Cost of Plant and Materials ordered for the Works which have been delivered to the Contractor, or of which the Contractor is liable to accept delivery: this Plant and Materials shall become the property of (and be at the risk of) the Procuring Entity when paid for by the Procuring Entity, and the Contractor shall place the same at the Procuring Entity's disposal;
- c) other Cost or liabilities which in the circumstances were reasonably and necessarily incurred by the Contractor in the expectation of completing the Works;
- d) the Cost of removal of Temporary Works and Contractor's Equipment from the Site and the return of these items to the Contractor's works in his country (or to any other destination at no greater cost); and
- e) the Cost of repatriation of the Contractor's staff and lab or employed wholly in connection with the Works at the date of termination.

19.7 Release from Performance

Notwithstanding any other provision of this Clause, if any event or circumstance outside the control of the Parties (including, but not limited to, Force Majeure) arises which makes it impossible or unlawful for either or both Parties to fulfil its or their contractual obligations or which, under the law governing the Contract, entitles the Parties to be released from further performance of the Contract, then upon notice by either Party to the other Party of such event or circumstance:

- a) The Parties shall be discharged from further performance, without prejudice to the rights of either Party in respect of any previous breach of the Contract, and
- b) The sum payable by the Procuring Entity to the Contractor shall be the same as would have been payable under Sub-Clause 19.6 [Optional Termination, Payment and Release] if the Contract had been terminated under Sub-Clause 19.6.

20. SETTLEMENT OF CLAIMS AND DISPUTES

20.1 Contractor's Claims

- 20.1.1 If the Contractor considers itself to be entitled to any extension of the Time for Completion and/or any additional payment, under any Clause of these Conditions or otherwise in connection with the Contract, the Contractor shall give Notice to the Engineer, describing the event or circumstance giving rise to the claim. The notice shall be given as soon as practicable, and not later than 30 days after the Contractor became aware, or should have become aware, of the event or circumstance.
- 20.1.2 If the Contractor fails to give notice of a claim within such period of 30 days, the Time for Completion shall not be extended, the Contractor shall not be entitled to additional payment, and the Procuring Entity shall be discharged from all liability in connection with the claim. Otherwise, the following provisions of this Sub-Clause shall apply.
- 20.1.3 The Contractor shall also submit any other notices which are required by the Contract, and supporting particulars for the claim, all as relevant to such event or circumstance.
- 20.1.4 The Contractor shall keep such contemporary records as may be necessary to substantiate any claim, either on the Site or at another location acceptable to the Engineer. Without admitting the Procuring Entity's liability, the Architect may, after receiving any notice under this Sub-Clause, monitor the record-keeping and/ or instruct the Contractor to keep further contemporary records. The Contractor shall permit the Architect to inspect all these records and shall (if instructed) submit copies to the Engineer.
- 20.1.5 Within 42 days after the Contractor became aware (or should have become aware) of the event or circumstance giving rise to the claim, or within such other period as may be proposed by the Contractor and approved by the Engineer, the Contractor shall send to the Architect fully detailed claim which includes full supporting particulars of the basis of the claim and of the extension of time and/ or additional payment claimed. If the event or circumstance giving rise to the claim has a continuing effect:

- a) This fully detailed claim shall be considered as interim;
 - b) The Contractor shall send further interim claims at monthly intervals, giving the accumulated delay and/ or amount claimed, and such further particulars as the Architect may reasonably require; and
 - c) The Contractor shall send a final claim within 30 days after the end of the effects resulting from the event or circumstance, or within such other period as may be proposed by the Contractor and approved by the Engineer.
- 20.1.6 Within 42 days after receiving a Notice of a claim or any further particulars supporting a previous claim, or within such other period as may be proposed by the Architect and approved by the Contractor, the Architect shall respond with approval, or with disapproval and detailed comments. He may also request any necessary further particulars but shall nevertheless give his response on the principles of the claim within the above defined time period.
- 20.1.7 Within the above defined period of 42 days, the Architect shall proceed in accordance with Sub-Clause 3.5 [Determinations] to agree or determine (i) the extension (if any) of the Time for Completion (before or after its expiry) in accordance with Sub-Clause 8.4 [Extension of Time for Completion], and/or (ii) the additional payment (if any) to which the Contractor is entitled under the Contract.
- 20.1.8 Each Payment Certificate shall include such additional payment for any claim as has been reasonably substantiated as due under the relevant provision of the Contract. Unless and until the particulars supplied are sufficient to substantiate the whole of the claim, the Contractor shall only be entitled to payment for such part of the claim as he has been able to substantiate.
- 20.1.9 If the Architect does not respond within the time frame defined in this Clause, either Party may consider that the claim is rejected by the Architect and any of the Parties may refer the dispute for amicable settlement in accordance with Clause 20.3.
- 20.1.10 The requirements of this Sub-Clause are in addition to those of any other Sub-Clause which may apply to a claim. If the Contractor fails to comply with this or another Sub-Clause in relation to any claim, any extension of time and/ or additional payment shall take account of the extent (if any) to which the failure has prevented or prejudiced proper investigation of the claim, unless the claim is excluded under the second paragraph of this Sub-Clause 20.3.

20.2 Procuring Entity's Claims

- 20.2.1 If the Procuring Entity considers itself to be entitled to any payment under any Clause of these Conditions or otherwise in connection with the Contract, and/or to any extension of the Defects Notification Period, the Procuring Entity or the Architect shall give notice and particulars to the Contractor. However, notice is not required for payments due under Sub-Clause 4.19 [Electricity, Water and Gas], under Sub-Clause 4.20 [Procuring Entity's Equipment and Free-Issue Materials], or for other services requested by the Contractor.
- 20.2.2 The notice shall be given as soon as practicable and no longer than 30 days after the Procuring Entity became aware, or should have become aware, of the event or circumstances giving rise to the claim. A notice relating to any extension of the Defects Notification Period shall be given before the expiry of such period.
- 20.2.3 The particulars shall specify the Clause or other basis of the claim and shall include substantiation of the amount and/or extension to which the Procuring Entity considers itself to be entitled in connection with the Contract. The Architect shall then proceed in accordance with Sub-Clause 3.5 [Determinations] to agree or determine (i) the amount (if any) which the Procuring Entity is entitled to be paid by the Contractor, and/ or (ii) the extension (if any) of the Defects Notification Period in accordance with Sub-Clause 11.3 [Extension of Defects Notification Period].
- 20.2.4 This amount may be included as a deduction in the Contract Price and Payment Certificates. The Procuring Entity shall only be entitled to set off against or make any deduction from an amount certified in a Payment Certificate, or to otherwise claim against the Contractor, in accordance with this Sub-Clause.

20.3 Amicable Settlement

Where a notice of a claim has been given, both Parties shall attempt to settle the dispute amicably before the commencement of arbitration. However, unless both Parties agree otherwise, the Party giving a notice of a claim in accordance with Sub-Clause 20.1 above should move to commence arbitration after 60 days from the day on which a notice of a claim was given, even if no attempt at an amicable settlement has been made.

20.4 Matters that may be referred to arbitration

Notwithstanding anything stated herein the following matters may be referred to arbitration before the practical completion of the Works or abandonment of the Works or termination of the Contract by either party:

- a) Whether or not the issue of an instruction by the Architect is empowered by these Conditions.
- b) Whether or not a certificate has been improperly withheld or is not in accordance with these Conditions.

- c) Any dispute arising in respect risks arising from matters referred to in Clause 17.3 and Clause 19.
- d) All other matters shall only be referred to arbitration after the completion or alleged completion of the Works or termination or alleged termination of the Contract, unless the Procuring Entity and the Contractor agree otherwise in writing.

20.5 Arbitration

- 20.5.1 Any claim or dispute between the Parties arising out of or in connection with the Contract not settled amicably in accordance with Sub-Clause 20.3 shall be finally settled by arbitration.
- 20.5.2 No arbitration proceedings shall be commenced on any claim or dispute where notice of a claim or dispute has not been given by the applying party within ninety days of the occurrence or discovery of the matter or issue giving rise to the dispute.
- 20.5.3 Notwithstanding the issue of a notice as stated above, the arbitration of such a claim or dispute shall not commence unless an attempt has in the first instance been made by the parties to settle such claim or dispute amicably with or without the assistance of third parties. Proof of such attempt shall be required.
- 20.5.4 The Arbitrator shall, without prejudice to the generality of his powers, have powers to direct such measurements, computations, tests or valuations as may in his opinion be desirable in order to determine the rights of the parties and assess and award any sums which ought to have been the subject of or included in any certificate.
- 20.5.5 The Arbitrator shall, without prejudice to the generality of his powers, have powers to open up, review and revise any certificate, opinion, decision, requirement or notice and to determine all matters in dispute which shall be submitted to him in the same manner as if no such certificate, opinion, decision require mentor notice had been given.
- 20.5.6 The arbitrators shall have full power to open up, review and revise any certificate, determination, instruction, opinion or valuation of the Engineer, relevant to the dispute. Nothing shall disqualify representatives of the Parties and the Architect from being called as a witness and giving evidence before the arbitrators on any matter whatsoever relevant to the dispute.
- 20.5.7 Neither Party shall be limited in the proceedings before the arbitrators to the evidence, or to the reasons for dissatisfaction given in its Notice of Dissatisfaction.
- 20.5.8 Arbitration may be commenced prior to or after completion of the Works. The obligations of the Parties, and the Architect shall not be altered by reason of any arbitration being conducted during the progress of the Works.
- 20.5.9 The terms of the remuneration of each or all the members of Arbitration shall be mutually agreed upon by the Parties when agreeing the terms of appointment. Each Party shall be responsible for paying one-half of this remuneration.

20.6 Arbitration with National Contractors

- 20.6.1 If the Contract is with national contractors, arbitration proceedings will be conducted in accordance with the Arbitration Laws of Kenya. In case of any claim or dispute, such claim or dispute shall be notified in writing by either party to the other with a request to submit it to arbitration and to concur in the appointment of an Arbitrator within thirty days of the notice. The dispute shall be referred to the arbitration and final decision of a person to be agreed between the parties. Failing agreement to concur in the appointment of an Arbitrator, the Arbitrator shall be appointed, on the request of the applying party, by the Chairman or Vice Chairman of any of the following professional institutions;
 - i) Architectural Association of Kenya
 - ii) Institute of Quantity Surveyors of Kenya
 - iii) Association of Consulting Engineers of Kenya
 - iv) Chartered Institute of Arbitrators (Kenya Branch)
 - v) Institution of Engineers of Kenya
- 20.6.2 The institution written to first by the aggrieved party shall take precedence over all other institutions.

20.7 Arbitration with Foreign Contractors

- 20.7.1 Arbitration with foreign contractors shall be conducted in accordance with the arbitration rules of the United Nations Commission on International Trade Law (UNCITRAL); or with proceedings administered by the International Chamber of Commerce (ICC) and conducted under the ICC Rules of Arbitration; by one or more arbitrators appointed in accordance with said arbitration rules.

20.7.2 The place of arbitration shall be a location specified in the SCC; and the arbitration shall be conducted in the language for communications defined in Sub-Clause 1.4 [Law and Language].

20.8 Alternative Arbitration Proceedings

Alternatively, the Parties may refer the matter to the Nairobi Centre for International Arbitration (NCIA) which offers a neutral venue for the conduct of national and international arbitration with commitment to providing institutional support to the arbitral process.

20.9 Failure to Comply with Arbitrator's Decision

20.9.1 The award of such Arbitrator shall be final and binding upon the parties.

20.9.2 In the event that a Party fails to comply with a final and binding Arbitrator's decision, then the other Party may, without prejudice to any other rights it may have, refer the matter to a competent court of law.

20.10 Contract operations to continue

Notwithstanding any reference to arbitration herein,

- i) the parties shall continue to perform their respective obligations under the Contract unless they otherwise agree; and
- ii) the Procuring Entity shall pay the Contractor any monies due the Contractor.

SECTION IX - SPECIAL CONDITIONS OF CONTRACT

The following Special Conditions shall supplement the GCC. Whenever there is a conflict, the provisions here in shall prevail over those in the GCC.

Conditions	Sub-Clause	Data
Part A - Contract Data		
Procuring Entity's name and address	Heading	KAPSABET BOYS' HIGH SCHOOL P. O. BOX 10-30300 KAPSABET
Name and Reference No. of the Contract	Heading and 1.1	PROPOSED ERECTION AND COMPLETION OF DR. WILLIAM RUTO MULTI-PURPOSE HALL FOR KAPSABET BOYS HIGH SCHOOL (LABOUR ONLY) TENDER NO. <u>KBHS/MH/01/2026</u>
Engineers Name and address	Heading and 3.1.1	REGIONAL WORKS OFFICER, STATE DEPARTMENT FOR PUBLIC WORKS, P. O. BOX 53-30100 ELDORET.
Contractor's Representative's name	4.3.1	[insert the name of the Contractor's Representative agreed by the Procuring Entity prior to Contract signature]
Key Personnel names	16.9.1	[insert the name of each Key Personnel agreed by the Procuring Entity prior to Contract signature]
Time for Completion	1.1.	52 weeks
Defects Notification Period	1.1	180 days
Sections	1.1	Phase 1 – Substructure, Frame, Walling, Phase 2 - Roofing, finishes and services
Electronic transmission systems	1.3	NOT APPLICABLE
Time for the Parties entering into a Contract Agreement	1.6	Within 30 days
Commencement Date	8.1.1	TO BE AGREED WITH THE PROJECT MANAGER
Time for access to the Site	2.1.1	No later than the Commencement Date, and not later than <u>14</u> days after Commencement Date
Architect Duties and Authority	3.1.6 (b) (ii)	Variations resulting in an increase of the Accepted Contract Amount in excess of <u>25%</u> shall require approval of the Procuring Entity.
Performance Security	4.2.1	The performance security will be in the form of a <u>performance bond</u> in the amount(s) of <u>5%</u> percent of the Accepted Contract Amount and in the same currency(ies) of the Accepted Contract Amount.
Normal working hours	6.5	0800 TO 1700 HOURS
Delay damages for the Works	8.7 & 14.15(b)	<u>0.01%</u> of the Contract Price per day. If Sections are to be used, refer to Table: Summary of Sections below
Maximum amount of delay damages	8.7.1	<u>10%</u> of the final Contract Price.
Provisional Sums	13.6. (b)(ii)	[If there are Provisional Sums, insert a percentage for adjustment of Provisional Sums] NOT APPLICABLE
Adjustments for Changes in Cost	13.9	Period "n" applicable to the adjustment multiplier "Pn": NOT APPLICABLE
Total advance payment	14.2.1	NOT APPLICABLE Percentage of the Accepted Contract Amount payable in the currencies and proportions in which the Accepted Contract Amount is payable [Insert number and timing of installments if applicable]
Repayment amortization rate of advance payment	14.2.5 (b)	NOT APPLICABLE
Percentage of Retention	14.3.2 (c)	10%
Limit of Retention Money	14.3.2 (c)	<u>10%</u> of the Accepted Contract Amount
Plant and Materials	14.5.3(b)(i)	If Sub-Clause 14.5 applies: Plant and Materials for payment Free on Board NOT APPLICABLE
	14.5.3(c)(i)	Plant and Materials for payment when delivered to the Site NOT APPLICABLE

Conditions	Sub-Clause	Data
Minimum Amount of Interim Payment Certificates	14.6.2	5% of the Accepted Contract Amount. AS PER VALUATION
Publishing source of commercial interest rates for financial charges in case of delayed payment	14.8	Annual rate of three percentage points above the mean lending rate of the Central Bank in Kenya
Maximum total liability of the Contractor to the Procuring Entity	17.6.2	AS PER APPLICABLE LAWS
Periods for submission of insurance: a. evidence of insurance. b. relevant policies	18.1.6	14 days 14 days
Maximum amount of deductibles for insurance of the Procuring Entity's risks	18.2.4 (d)	AS PER APPLICABLE LAWS
Minimum amount of third-party insurance	18.3.2	AS PER APPLICABLE LAWS
The place of arbitration	20.7.2	TO BE AGREED WITH THE PROJECT MANAGER

FORM No. 1 - NOTIFICATION OF INTENTION TO AWARD

FORM NO. 2 - REQUEST FOR REVIEW

FORM No. 3 - LETTER OF AWARD

FORM No. 4 - CONTRACT AGREEMENT

FORM No. 5 - PERFORMANCE SECURITY [Option 1 - Unconditional Demand Bank Guarantee]

FORM No. 6 - PERFORMANCE SECURITY [Option 2- Performance Bond]

FORM No. 7 - ADVANCE PAYMENT SECURITY

FORM No. 8 - RETENTION MONEY SECURITY

This Notification of Award shall be sent to each Tenderer that submitted a Tender and was not successful. Send this Notification to the Tenderer's Authorized Representative named in the Tender Information Form on the format below.

FORMAT

1. For the attention of Tenderer's Authorized Representative

- i) Name: [insert Authorized Representative's name]
- ii) Address: [insert Authorized Representative's Address]
- iii) Telephone: [insert Authorized Representative's telephone/fax numbers]
- iv) Email Address: [insert Authorized Representative's email address]

[IMPORTANT: insert the date that this Notification is transmitted to Tenderers. The Notification must be sent to all Tenderers simultaneously. This means on the same date and as close to the same time as possible.]

2. Date of transmission: [email] on [date] (local time)

This Notification is sent by (Name and designation)

3. Notification of Award

- i) Procuring Entity: [insert the name of the Procuring Entity]
- ii) Project: [insert name of project]
- iii) Contract title: [insert the name of the contract]
- iv) ITT No: [insert ITT reference number from Procurement Plan]

This Notification of Intention to Award (Notification) notifies you of our decision to award the above contract. The transmission of this Notification begins the Standstill Period. During the Standstill Period, you may:

4. Request a debriefing in relation to the evaluation of your tender by submitting a Procurement-related Complaint in relation to the decision to award the contracts.

- a) The successful tenderers
 - i) Name of successful Tender
 - ii) Address of the successful Tender
 - iii) Contract price of the successful Tender Kenya Shillings.....
(in words)
- b) The reasons for your tender being unsuccessful are as follows:
- c) Other Tenderers

Names of all Tenderers that submitted a Tender. If the Tender's price was evaluated include the evaluated price as well as the Tender price as read out.

SNo	Name of Tender	Tender Price as read out	Tender's evaluated price (Note a)	One Reason Why Not Evaluated
1				
2				
3				
4				
5				

(Note a) State NE if not evaluated

5. How to request a debriefing

- a) DEADLINE: The dead line to request a debriefing expires at midnight on [insert date] (local time).
- b) You may request a debriefing in relation to the results of the evaluation of your Tender. If you decide to request a debriefing your written request must be made within three (3) Business Days of receipt of this Notification of Intention to Award.
- c) Provide the contract name, reference number, name of the Tenderer, contact details; and address the request for debriefing as follows:
 - i) Attention: [insert full name of person, if applicable]
 - ii) Title/position: [insert title/position]
 - iii) Agency: [insert name of Procuring Entity]
 - iv) Email address: [insert email address]
- d) If your request for a debriefing is received within the 3 Days deadline, we will provide the debriefing within five (3) Business Days of receipt of your request. If we are unable to provide the debriefing within this period, the Standstill Period shall be extended by five (3) Days after the date that the debriefing is provided. If this happens, we will notify you and confirm the date that the extended Standstill Period will end.
- e) The debriefing may be in writing, by phone, video conference call or in person. We shall promptly advise you in writing how the debriefing will take place and confirm the date and time.
- f) If the deadline to request a debriefing has expired, you may still request a debriefing. In this case, we will provide the debriefing as soon as practicable, and normally no later than fifteen (15) Days from the date of publication of the Contract Award Notice.

6. How to make a complaint

- a) Period: Procurement-related Complaint challenging the decision to award shall be submitted by midnight, [insert date] (local time).
- b) Provide the contract name, reference number, name of the Tenderer, contact details; and address the Procurement-related Complaint as follows:
 - i) Attention: [insert full name of person, if applicable]
 - ii) Title/position: [insert title/ position]
 - iii) Agency: [insert name of Procuring Entity]
 - iv) Email address: [insert email address]
- c) At this point in the procurement process, you may submit a Procurement-related Complaint challenging the decision to award the contract. You do not need to have requested, or received, a debriefing before making this complaint. Your complaint must be submitted within the Standstill Period and received by us before the Standstill Period ends.
- d) Further information: For more information refer to the Public Procurement and Disposals Act 2015 and its Regulations available from the Website www.ppra.go.ke.

You should read these documents before preparing and submitting your complaint.
- e) There are four essential requirements:
 - i) You must be an 'interested party'. In this case, that means a Tenderer who submitted a Tender in this tendering process and is the recipient of a Notification of Intention to Award.
 - ii) The complaint can only challenge the decision to award the contract.
 - iii) You must submit the complaint within the period stated above.
 - iv) You must include, in your complaint, all of the information required to support your complaint.

7. Standstill Period

- i) DEADLINE: The Standstill Period is due to end at midnight on [insert date] (local time).
- ii) The Standstill Period lasts ten (14) Days after the date of transmission of this Notification of Intention to Award.
- iii) The Standstill Period may be extended as stated in paragraph Section 5(d) above.

If you have any questions regarding this Notification please do not hesitate to contact us. On behalf of the Procuring Entity:

Signature:

Name:

Title/Position:

Telephone:

FORM FOR REVIEW (r.203(1))

PUBLIC PROCUREMENT ADMINISTRATIVE REVIEW BOARD

APPLICATION NO.....OF.....20.....

BETWEEN

.....**APPLICANT**

AND

.....**RESPONDENT (Procuring Entity)**

Request for review of the decision of the..... (Name of the Procuring Entity ofdated the...day of20.....in the matter of Tender No.....of20..... for..... (Tender description).

REQUEST FOR REVIEW

I/We.....,the above named Applicant(s), of address: Physical address.....P. O. Box No..... Tel. No.....Email....., hereby request the Public Procurement Administrative Review Board to review the whole/part of the above mentioned decision on the following grounds , namely:

- 1.
- 2.

By this memorandum, the Applicant requests the Board for an order/orders that:

- 1.
- 2.

SIGNED(Applicant) Dated on.....day of/.....20.....

FOR OFFICIAL USE ONLY Lodged with the Secretary Public Procurement Administrative Review Board on.....day of20.....

SIGNED

Board Secretary

letterhead paper of the Procuring Entity]

[date]

To: [name and address of the Contractor]

This is to notify you that your Tender dated [date] for execution of the [name of the Contract and identification number, as given in the Contract Data] for the Accepted Contract Amount [amount in numbers and words] [name of currency], as corrected and modified in accordance with the Instructions to Tenderers, is here by accepted by.....
(name of Procuring Entity).

You are requested to furnish the Performance Security within in accordance with the Conditions of Contract, using, for that purpose, one of the Performance Security Forms included in Section VIII, Contract Forms, of the Tender Document.

Authorized Signature:

Name and Title of Signatory:

Name of Procuring Entity:

Attachment: Contract Agreement:

THIS AGREEMENT made the day of..... 20....., between.....
.....of..... (hereinafter "the Procuring Entity"), of the one part, and of
(hereinafter "the Contractor"), of the other part:

WHEREAS the Procuring Entity desires that the Works known as.....should be
executed by the Contractor, and has accepted a Tender by the Contractor for the execution and completion of these Works
and the remedying of any defects there in,

The Procuring Entity and the Contractor agree as follows:

1. In this Agreement words and expressions shall have the same meanings as are respectively assigned to them in the Contract documents referred to.
2. The following documents shall be deemed to form and be read and construed as part of this Agreement. This Agreement shall prevail over all other Contract documents.
 - a) The Notification of Award
 - b) the Form of Tender
 - c) the addenda Nos..... (if any)
 - d) the Special Conditions of Contract
 - e) the General Conditions of Contract;
 - f) the Specifications
 - g) the Drawings; and
 - h) the completed Schedules and any other documents forming part of the contract.
3. In consideration of the payments to be made by the Procuring Entity to the Contractor as specified in this Agreement, the Contractor here by covenants with the Procuring Entity to execute the Works and to remedy defects therein in conformity in all respects with the provisions of the Contract.
4. The Procuring Entity here by covenants to pay the Contractor in consideration of the execution and completion of the Works and the remedying of defects there in, the Contract Price or such other sum as may become payable under the provisions of the Contract at the times and in the manner prescribed by the Contract.

INWITNESS where of the parties here to have caused this Agreement to be executed in accordance with the Laws of Kenya on the day, month and year specified above.

Signed and sealed by(for the Procuring Entity)

Signed and sealed by(for the Contractor).

[Option 1 - Unconditional Demand Bank Guarantee]

[Guarantor letterhead]

Beneficiary: [insert name and Address of Procuring Entity]

Date.....[Insert date of issue]

Guarantor: [Insert name and address of place of issue, unless indicated in the letterhead]

1. We have been informed that(hereinafter called "the Contractor") has entered into Contract No.dated.....with (name of Procuring Entity).....(the Procuring Entity as the Beneficiary), for the execution of(hereinafter called "the Contract").
2. Furthermore, we understand that, according to the conditions of the Contract, a performance guarantee is required.
3. At the request of the Contractor, we as Guarantor, here by irrevocably undertake to pay the Beneficiary any sum or sums not exceeding in total an amount of.....(in words),¹ such sum being payable in the types and proportions of currencies in which the Contract Price is payable, upon receipt by us of the Beneficiary's complying demand supported by the Beneficiary's statement, whether in the demand it self or in a separate signed document accompanying or identifying the demand, stating that the Applicant is in breach of its obligation(s) under the Contract, without the Beneficiary needing to prove or to show grounds for your demand or the sum specified therein.
4. This guarantee shall expire, no later than the.....Day of.....,2. ², and any demand for payment under it must be received by us at the office indicated above on or before that date.
5. The Guarantor agrees to a one-time extension of this guarantee for a period not to exceed [six months] [one year], in response to the Beneficiary's written request for such extension, such request to be presented to the Guarantor before the expiry of the guarantee."

[Name of Authorized Official, signature(s) and seals/stamps]

Note: All italicized text (including footnotes) is for use in preparing this form and shall be deleted from the final product.

¹The Guarantor shall insert an amount representing the percentage of the Accepted Contract Amount specified in the Letter of Acceptance, less provisional sums, if any, and denominated either in the currency of the Contract or a freely convertible currency acceptable to the Beneficiary.

²Insert the date twenty-eight days after the expected completion date as described in GC Clause 11.9. The Procuring Entity should note that in the event of an extension of this date for completion of the Contract, the Procuring Entity would need to request an extension of this guarantee from the Guarantor. Such request must be in writing and must be made prior to the expiration date established in the guarantee.

[Option 2– Performance Bond]

[Note: Procuring Entities are advised to use Performance Security – Unconditional Demand Bank Guarantee instead of Performance Bond due to difficulties involved in calling Bond holder to action]

[Guarantor letterhead or SWIFT identifier code]

Beneficiary: [Insert name and Address of Procuring Entity]

Date..... [Insert date of issue]

PERFORMANCE BOND No.:

Guarantor: [Insert name and address of place of issue, unless indicated in the letterhead]

1. By this Bond _____ as Principal (hereinafter called "the Contractor") and] as Surety (hereinafter called "the Surety"), are held and firmly bound unto] as Oblige (hereinafter called "the Procuring Entity") in the amount of for the payment of which sum well and truly to be made in the types and proportions of currencies in which the Contract Price is payable, the Contractor and the Surety bind themselves, their heirs, executors, administrators, successors and assigns, jointly and severally, firmly by these presents.
2. WHEREAS the Contractor has entered into a written Agreement with the Procuring Entity dated theday of ,20 , forin accordance with the documents, plans, specifications, and amendments there to, which to the extent here in provided for, are by reference made part here of and are here in after referred to as the Contract.
3. NOW, THEREFORE, the Condition of this Obligation is such that, if the Contractor shall promptly and faithfully perform the said Contract (including any amendments thereto), then this obligation shall be null and void; otherwise, it shall remain in full force and effect. Whenever the Contractor shall be, and declared by the Procuring Entity to be, in default under the Contract, the Procuring Entity having performed the Procuring Entity's obligations there under, the Surety may promptly remedy the default, or shall promptly:
 - a) Complete the Contract in accordance with its terms and conditions; or
 - b) Obtain a tender or tenders from qualified tenderers for submission to the Procuring Entity for completing the Contract in accordance with its terms and conditions, and upon determination by the Procuring Entity and the Surety of the lowest responsive Tenderers, arrange for a Contract between such Tenderer, and Procuring Entity and make available as work progresses (even though there should be a default or a succession of defaults under the Contract or Contracts of completion arranged under this paragraph) sufficient funds to pay the cost of completion less the Balance of the Contract Price; but not exceeding, including other costs and damages for which the Surety may be liable hereunder, the amount set forth in the first paragraph hereof. The term "Balance of the Contract Price," as used in this paragraph, shall mean the total amount payable by Procuring Entity to Contractor under the Contract, less the amount properly paid by Procuring Entity to Contractor; or
 - c) Pay the Procuring Entity the amount required by Procuring Entity to complete the Contract in accordance with its terms and conditions up to a total not exceeding the amount of this Bond.
4. The Surety shall not be liable for a greater sum than the specified penalty of this Bond.
5. Any suit under this Bond must be instituted before the expiration of one year from the date of the issuing of the Taking-Over Certificate. No right of action shall accrue on this Bond to or for the use of any person or corporation other than the Procuring Entity named here in or the heirs, executors, administrators, successors, and assigns of the Procuring Entity.
6. In testimony whereof, the Contractor has here unto set his hand and affixed his seal, and the Surety has caused these presents to be sealed with his corporate seal duly at tested by the signature of his legal representative, this dayof.....20.....

SIGNED ON on behalf of

By in the capacity of In the presence of

SIGNED ON on behalf of

By in the capacity of In the presence of

[Demand Bank Guarantee]

[Guarantor letterhead]

Beneficiary: [Insert name and Address of Procuring Entity]

Date [Insert date of issue]

ADVANCE PAYMENT GUARANTEE No.: [Insert guarantee reference number]

Guarantor: [Insert name and address of place of issue, unless indicated in the letterhead]

1. We have been informed that (hereinafter called "the Contractor") has entered into Contract No..... dated with the Beneficiary, for the execution of (hereinafter called" the Contract").
2. Furthermore, we understand that, according to the conditions of the Contract, an advance payment in the sum (in words) is to be made against an advance payment guarantee.
3. At the request of the Contractor, we as Guarantor, here by irrevocably undertake to pay the Beneficiary any sum or sums not exceeding in total an amount of (in words)¹ upon receipt by us of the Beneficiary's complying demand supported by the Beneficiary's statement, whether in the demand itself or in a separate signed document accompanying or identifying the demand, stating either that the Applicant:
 - a) Has used the advance payment for purposes other than the costs of mobilization in respect of the Works; or
 - b) Has failed to repay the advance payment in accordance with the Contract conditions, specifying the amount which the Applicant has failed to repay.
4. A demand under this guarantee may be presented as from the presentation to the Guarantor of a certificate from the Beneficiary's bank stating that the advance payment referred to above has been credited to the Contractor on its account number at
5. The maximum amount of this guarantee shall be progressively reduced by the amount of the advance payment repaid by the Contractor as specified in copies of interim statements or payment certificates which shall be presented to us. This guarantee shall expire, at the latest, upon our receipt of a copy of the interim payment certificate indicating that ninety (90) percent of the Accepted Contract Amount, less provisional sums, has been certified for payment, or on the day of².....² whichever is earlier. Consequently, any demand for payment under this guarantee must be received by us at this office on or before that date.
6. The Guarantor agrees to a one-time extension of this guarantee for a period not to exceed [six months] [one year], in response to the Beneficiary's written request for such extension, such request to be presented to the Guarantor before the expiry of the guarantee.

[Name of Authorized Official, signature(s) and seals/stamps]

Note: All italicized text (including footnotes) is for use in preparing this form and shall be deleted from the final product.

¹The Guarantor shall insert an amount representing the amount of the advance payment and denominated either in the currency of the advance payment as specified in the Contract.

²Insert the expected expiration date of the Time for Completion. The Procuring Entity should note that in the event of an extension of the time for completion of the Contract, the Procuring Entity would need to request an extension of this guarantee from the Guarantor. Such request must be in writing and must be made prior to the expiration date established in the guarantee.

[Demand Bank Guarantee]

[Guarantor letterhead]

Beneficiary:.....[Insert name and Address of Procuring Entity]

Date.....[Insert date of issue]

ADVANCE PAYMENT GUARANTEE NO.: [Insert guarantee reference number]

Guarantor: [Insert name and address of place of issue, unless indicated in the letterhead]

1. We have been informed that[insert name of Contractor, which in the case of a joint venture shall be the name of the joint venture] (hereinafter called "the Contractor") has entered into Contract No. [insert reference number of the contract] dated..... with the Beneficiary, for the execution of [insert name of contract and brief description of Works] (hereinafter called "the Contract").
2. Furthermore, we understand that, according to the conditions of the Contract, the Beneficiary retains moneys upto the limit set forth in the Contract ("the Retention Money"), and that when the Taking-Over Certificate has been issued under the Contract and the first half of the Retention Money has been certified for payment, and payment of [insert the second half of the Retention Money] is to be made against a Retention Money guarantee.
3. At the request of the Contractor, we, as Guarantor, hereby irrevocably undertake to pay the Beneficiary any sum or sums not exceeding in total an amount of [insert amount in figures ([insert amount in words])¹ upon receipt by us of the Beneficiary's complying demand supported by the Beneficiary's statement, whether in the demand itself or in a separate signed document accompanying or identifying the demand, stating that the Contractor is in breach of its obligation(s) under the Contract, without your needing to prove or showgrounds for your demand or the sum specified there in.
4. A demand under this guarantee may be presented as from the presentation to the Guarantor of a certificate from the Beneficiary's bank stating that the second half of the Retention Money as referred to above has been credited to the Contractor on its account number at..... [insert name and address of Applicant's bank].
5. This guarantee shall expire no later than the.....Day of.....², and any demand for payment under it must be received by us at the office indicated above on or before that date.
6. The Guarantor agrees to a one-time extension of this guarantee for a period not to exceed [six months] [one year], in response to the Beneficiary's written request for such extension, such request to be presented to the Guarantor before the expiry of the guarantee.

[Name of Authorized Official, signature(s) and seals/stamps]

Note: All italicized text (including footnotes) is for use in preparing this form and shall be deleted from the final product.

¹The Guarantor shall insert an amount representing the amount of the second half of the Retention Money.

²Insert a date that is twenty-eight days after the expiry of retention period after the actual completion date of the contract. The Procuring Entity should note that in the event of an extension of this date for completion of the Contract, the Procuring Entity would need to request an extension of this guarantee from the Guarantor. Such request must be in writing and must be made prior to the expiration date established in the guarantee.

(Amended and issued pursuant to PPRA CIRCULAR No. 02/2022)

INSTRUCTIONS TO TENDERERS: DELETE THIS BOX ONCE YOU HAVE COMPLETED THE FORM

This Beneficial Ownership Disclosure Form ("Form") is to be completed by the successful tenderer pursuant to Regulation 13 (2A) and 13 (6) of the Companies (Beneficial Ownership Information) Regulations, 2020. In case of joint venture, the tenderer must submit a separate Form for each member. The beneficial ownership information to be submitted in this Form shall be current as of the date of its submission.

For the purposes of this Form, a Beneficial Owner of a Tenderer is any natural person who ultimately owns or controls the legal person (tenderer) or arrangements or a natural person on whose behalf a transaction is conducted, and includes those persons who exercise ultimate effective control over a legal person (Tenderer) or arrangement.

Tender Reference No.....[insert identification no]

Name of the Tender Title/Description:[insert name of the assignment]

to.....[insert complete name of Procuring Entity]

In response to the requirement in your notification of award dated[insert date of notification of award] to furnish additional information on beneficial ownership[select one option as applicable and delete the options that are not applicable]

i) We here by provide the following beneficial ownership information.

Details of Beneficial ownership

	Details of all Beneficial Owners	% of shares a person holds in the company Directly or indirectly	% of voting rights a person holds in the company	Whether a person directly or indirectly holds a right to appoint or remove a member of the board of directors of the company or an equivalent governing body of the Tenderer (Yes / No)	Whether a person directly or indirectly exercises significant influence or control over the Company (tenderer) (Yes / No)
1.	Full Name	Directly----- ----- % of shares Indirectly---- -----% of shares	Directly..... ...% of voting rights Indirectly----- ---% of voting rights	Having the right to appoint a majority of the board of the directors or an equivalent governing body of the Tenderer: Yes ---- No---- Is this right held directly or indirectly?: Direct..... Indirect.....	Exercises significant influence or control over the Company body of the Company (tenderer) Yes ----No---- Is this influence or control exercised directly or indirectly? Direct..... Indirect.....
	National identity card number or Passport number				
	Personal Identification Number (where applicable)				
	Nationality				
	Date of birth [dd/mm/yyyy]				
	Postal address				
	Residential address				
	Telephone number				
	Email address				
	Occupation or profession				
2.	Full Name				

Details of all Beneficial Owners		% of shares a person holds in the company Directly or indirectly	% of voting rights a person holds in the company	Whether a person directly or indirectly holds a right to appoint or remove a member of the board of directors of the company or an equivalent governing body of the Tenderer (Yes / No)	Whether a person directly or indirectly exercises significant influence or control over the Company (tenderer) (Yes / No)
National identity card number or Passport number		Directly----- ----- % of shares	Directly..... ...% of voting rights	Having the right to appoint a majority of the board of the directors or an equivalent governing body of the Tenderer: Yes ----- No----	Exercises significant influence or control over the Company body of the Company (tenderer) Yes -----No----
Personal Identification Number (where applicable)		Indirectly---- -----% of shares	Indirectly----- ---% of voting rights	Is this right held directly or indirectly?: Direct.....	Is this influence or control exercised directly or indirectly? Direct.....
Nationality(ies)				Indirect.....	Indirect.....
Date of birth [dd/mm/yyyy]					
Postal address					
Residential address					
Telephone number					
Email address					
Occupation or profession					
3.					
e.t					
.c					

- ii) Am fully aware that beneficial ownership information above shall be reported to the Public Procurement Regulatory Authority together with other details in relation to contract awards and shall be maintained in the Government Portal, published and made publicly available pursuant to Regulation 13(5) of the Companies (Beneficial Ownership Information) Regulations, 2020.(Notwithstanding this paragraph Personally Identifiable Information in line with the Data Protection Act shall not be published or made public). Note that Personally Identifiable Information (PII) is defined as any information that can be used to distinguish one person from another and can be used to deanonymize previously anonymous data. This information includes National identity card number or Passport number, Personal Identification Number, Date of birth, Residential address, email address and Telephone number.
- iii) In determining who meets the threshold of who a beneficial owner is, the Tenderer must consider a natural person who in relation to the company:
- holds at least ten percent of the issued shares in the company either directly or indirectly;
 - exercises at least ten percent of the voting rights in the company either directly or indirectly;
 - holds a right, directly or indirectly, to appoint or remove a director of the company; or
 - exercises significant influence or control, directly or indirectly, over the company.
- iv) What is stated to herein above is true to the best of my knowledge, information and belief.

Name of the Tenderer: *[insert complete name of the Tenderer]

Name of the person duly authorized to sign the Tender on behalf of the Tenderer:..... ** [insert complete name of person duly authorized to sign the Tender]

Designation of the person signing the Tender:[insert complete title of the person signing the Tender]

Signature of the person named above..... [insert signature of person whose name and capacity are shown above]

Date this [insert date of signing] day of. [Insert month], [insert year]

Bidder Official Stamp



KAPSABET BOYS' HIGH SCHOOL

PROPOSED ERECTION AND COMPLETION OF DR. WILLIAM RUTO MULTI-PURPOSE HALL FOR KAPSABET BOYS' HIGH SCHOOL (LABOUR ONLY)

TENDER NO. KBHS/MH/01/2026

BILLS OF QUANTITIES

Procuring Entity: **KAPSABET BOYS' HIGH SCHOOL**
P.O. BOX 10 - 30300
KAPSABET
Telephone:
Website:
E-mail:

Prepared By: **Regional Works Office**
State Department for Public Works
P.O. Box 53-30100
ELDORET

FEBRUARY 2026

**PROPOSED ERECTION AND COMPLETION OF
DR. WILLIAM RUTO MULTI-PURPOSE HALL FOR
KAPSABET BOYS' HIGH SCHOOL(LABOUR
ONLY)**

BILL NO. 1 - PARTICULAR PRELIMINARIES

<i>Item</i>	<i>Description</i>	<i>Amount KSh</i>
	<p><u>BILL NO. 1</u></p>	
	<p><u>PARTICULAR PRELIMINARIES</u></p>	
1.1	<p>PRICING ITEMS OF PRELIMINARIES</p>	
	<p>Prices SHALL BE INSERTED against items of “preliminaries” in the tenderer’s priced Bills of Quantities. The contractor is advised to read and understand all preliminary items</p>	
1.2	<p>DESCRIPTION OF THE WORKS</p>	
	<p>The works to be carried out comprises CONSTRUCTION OF A MULTI-PURPOSE HALL WITH ASSOCIATED ELECTRICAL, MECHANICAL AND CIVIL WORKS AT KAPSABET BOYS HIGH SCHOOL</p>	
1.3	<p>MEASUREMENTS</p>	
	<p>In the event of any discrepancies arising between the Bills of Quantities and the actual works, the site measurements shall generally take precedence. However, such discrepancies between any contract documents shall immediately be referred to the PROJECT MANAGER in accordance with Clause 3 of the Conditions of Contract. The discrepancies shall then be treated as a variation and be dealt with in accordance with Clause 3 of the said Conditions.</p>	
1.4	<p>LOCATION OF SITE</p>	
	<p>The site of the proposed works is at the KAPSABET BOYS HIGH SCHOOL, KAPSABET TOWN, NANDI COUNTY. The Contractor is advised to visit the site, to familiarize with the nature and position of the site. No claims arising from the Contractor’s failure to do so will be entertained.</p>	
1.5	<p>SIGNING OF THE TENDER DOCUMENTS</p>	
	<p>The bidder shall append his / her signature and / or company ‘s rubberstamp on each and every page of tender document.</p>	
1.6	<p>DEMOLITIONS AND ALTERATIONS</p>	
	<p>The Contractor is to allow for all temporary protection required during the works including ordinary and special dust screens, hoardings, barriers, warning signs, etc as directed by the Project Manager and as necessary for the adequate propping and protection of existing property, finishes, workmen employed on the site, employer’s agents and the public. Any damage or loss incurred due to the insufficiency of such protection must be made good by the Contractor. All protective devices are to be removed on completion of the works and any necessary making good consequent upon this is to be executed to the satisfaction of the Project Manager</p>	
	<p>Carried to collection</p>	

<i>Item</i>	<i>Description</i>	<i>Amount KSh</i>
	<p>The works shall be propped, strutted and supported as necessary before any alteration or demolition work commences. Prices shall include for all cleaning and preparatory work to structure and finishes and for making good to all finishes on completion whether or not specifically described.</p> <p>Unless described as set aside for re-use all arising debris and surplus materials shall be carefully removed from building and carted away from site.</p> <p>The Contractor shall be entirely responsible for any breakage or damage which may occur to materials required for re-use during their removal unless it is certified by the Project Manager that such damage or breakage was inevitable as a result of the condition of the item concerned</p>	
1.7	<p>CLEARING AWAY</p>	
	<p>The Contractor shall remove all temporary works, rubbish, debris and surplus materials from the site as they accumulate and upon completion of the works, remove and clear away all plant, equipment, rubbish, unused materials and stains and leave in a clean and tidy state to the reasonable satisfaction of the Project Manager.</p> <p>The whole of the works shall be delivered up clean, complete and in perfect condition in every respect to the satisfaction of the Project Manager.</p>	
1.8	<p>CLAIMS</p>	
	<p>It shall be a condition of this contract that upon it becoming reasonably apparent to the Contractor that he has incurred losses and / or expenses due to any of the contract conditions, or by any other reason whatsoever, he shall present such a claim or intent to claim notice to the PROJECT MANAGER within the contract period. No claim shall be entertained upon the expiry of the said contact period.</p>	
1.9	<p>PAYMENTS</p>	
	<p>The tenderer's attention is drawn to the fact that the GOVERNMENT DOES NOT MAKE ADVANCE PAYMENTS but pays for work done and materials delivered to sit: all in accordance with Clause 14 of the Conditions of Contract Agreement. In order to facilitate this, a list of the general component elements for the works is given at the summary page of these specifications and the tenderer is requested to break down his tender sum commensurate to the said elements</p>	
1.10	<p>PREVENTION OF ACCIDENT, DAMAGE OR LOSS</p>	
	<p>The Contractor is notified that these works are to be carried out on a restricted site where the client is going on with other normal activities. The Contractor is thus instructed to take reasonable care in the execution of the works as to prevent accidents, damage or loss and disruption of activities being carried out by the Client. The Contractor shall allow in his rates any expense he deemed necessary by taking such care within the site.</p>	
	<p>Carried to collection</p>	

<i>Item</i>	<i>Description</i>	<i>Amount KSh</i>
1.11	<p>WORKING CONDITIONS</p> <p>The Contractor shall allow in his rates for any interference that he may encounter in the course of the works for the Client may in some cases ask the Contractor not to proceed with the works until some activities within the site are completed, as the facility will be operating as usual during the course of the contract.</p>	
1.12	<p>SIGNBOARD</p> <p>Allow for providing, erecting, maintaining throughout the course of the Contract and afterwards clearing away a signboard as designed, specified and approved by the Project Manager.</p>	
1.13	<p>LABOUR CAMPS</p> <p>The Contractor shall not be allowed to house labour on site. Allow for transporting workers to and from the site during the tenure of the contract.</p>	
1.14	<p>MATERIALS FROM DEMOLITIONS</p> <p>Any materials arising from demolitions and not re-used shall become the property of the Client</p>	
1.15	<p>PRICING RATES</p> <p>The tenderer shall include for all costs in executing the whole of the works, including transport, replacing damaged items, fixing, all to comply with the said Conditions of Contract.</p>	
1.16	<p>URGENCY OF THE WORKS</p> <p>The Contractor is notified that these “ works are urgent” and should be completed within the period stated in these Particular Preliminaries.</p> <p>The Contractor shall allow in his rates for any costs he/ she deems that he/she may incur by having to complete these works within the stipulated contract period.</p>	
1.17	<p>PAYMENT FOR MATERIALS ON SITE</p> <p>All materials for incorporation in the works must be stored on site before payment is effected, unless specifically exempted by the Project Manager. This is to include materials of the Contractor, nominated sub-Contractors and nominated suppliers.</p>	
1.18	<p>EXISTING SERVICES</p> <p>Prior to the commencement of any work, the Contractor is to ascertain from the relevant authority the exact position, depth and level of all existing services in the area and he/she shall make whatever provisions may be required by the authorities concerned for the support, maintenance and protection of such services.</p>	
	<p>Carried to collection</p>	

Item	Description	Amount KSh
1.19	<p>CONTRACT COMPLETION PERIOD</p> <p>The ‘PROJECT MANAGER’ shall strictly monitor the Contractors progress in relation to the progress chart and should it be found necessary the ‘PROJECT MANAGER’ shall inform the Contractor in writing that his actual performance on site is not satisfactory .In all such cases the Contractor shall accelerate his rate of performance production and progress by all means such as additional labour,plant, e.t.c and working overtime all at his cost.</p>	
1.20	<p>BID SECURITY</p> <p>The tenderer shall provide a Bid Security not exceeding 2% in accordance with clause 19 of the Instructions to Tenderers.</p>	
1.21	<p>TENDER DOCUMENTS</p> <p>Tender documents are as listed in Clause 6.1 of the Instruction to Tenderers</p>	
1.22	<p>DELIVERY OF TENDER</p> <p>Tenders and all documents in connection therewith, as specified above must be delivered in the addressed envelope which should be properly sealed and deposited at the offices as specified in the letter accompanying these documents or as indicated in the advertisement.</p> <p>Tenders will be opened at the time specified in the letter accompanying these Tender Documents or as indicated in the advertisement. Tenders delivered/received later than the above time will not be opened.</p>	
1.23	<p>VALUE ADDED TAX</p> <p>The Contractor’s attention is drawn to the Legal Notice in the Finance Act part 3 Section 21(b) operative from 1st September, 1993 which requires payment of VAT on all contracts</p> <p>The Contractor should therefore include allowance in his rates and prices for prices for VAT and any other Government taxes currently in force.</p> <p>The tenderer is advised that in accordance with Government public notice No. 35 & 36 Dated 11th September 2003 operational from 1st October 2003, VAT will be deducted against the contract sum at the prevailing rate by the Employer and remitted directly to the Commissioner of VAT through all interim certificates. It should however be noted that this is not additional tax but a new mode of payment for VAT, any excess payment will be refundable once the Contractor has submitted monthly returns to the Commissioner of VAT who will do the refunds when satisfied that the VAT regulations have been complied with.</p> <p>NB: The Rates Quoted Should be Inclusive of VAT and not added at the Grand Summary Page</p>	
	<p>Carried to collection</p>	

Item	Description	Amount KSh
	<u>PROJECT MANAGERS EXPENSES</u>	
1.24	Provide Kenya Shillings, One million (Kshs. 2,000,000.00) for Project Management expenses for Ministry of Lands, Public Works, Housing and Urban Development (State Department for Public Works - North Rift Region) Officers.	
1.25	Allow for Contractor's profit and overheads (-----%)	
	<u>THE PUBLIC PROCUREMENT CAPACITY BUILDING LEVY ORDER, 2023</u>	
1.26	The Contractor's attention is drawn to section 24(5) d and 180 of the PPAD Act, Public Procurement Capacity building levy order, 2023, legal notice No.206 of 6th November, 2023, provides that "a procuring entity is mandated to ensure that there shall be a paid levy by the supplier on all procurement contracts signed between the supplier and the procuring entity at the rate of 0.03% of the value of the signed contract exclusive of applicable taxes."	
1.27	Allow for Contractor's profit and overheads (-----%)	
1.28	<u>PARTICULARS OF INSERTIONS TO BE MADE IN APPENDIX TO CONTRACT AGREEMENT</u>	
	The following are the insertions to be made in the appendix to the Contract Agreement: -	
	Period of Final Measurement 3 Months From Practical completion	
	Defects Liability Period 6 Months from Practical completion	
	Date for Possession To be agreed with the Project Manager	
	Date for Completion 52 weeks from date of Possession	
	Liquidated and Ascertained At the rate of KSh 0.01% per day or part thereof	
	Prime cost sums for which The Contractor desires to tender	
	Period of Interim Certificates Monthly	
	Period of Honoring Certificates 30 days	
	Percentage of Certified Value Retained 10%	
	Limit of Retention Fund 10%	
	Carried to collection	

<i>Item</i>	<i>Description</i>	<i>Amount KSh</i>
	<u>COLLECTION</u>	
	Brought forward from page 1/1	
	Brought forward from page 1/2	
	Brought forward from page 1/3	
	Brought forward from page 1/4	
	Brought forward from page 1/5	
	TOTAL FOR PARTICULAR PRELIMINARIES CARRIED TO GRAND SUMMARY	

**PROPOSED ERECTION AND COMPLETION OF
DR. WILLIAM RUTO MULTI-PURPOSE HALL FOR
KAPSABET BOYS' HIGH SCHOOL**

BILL NO.2 - GENERAL PRELIMINARIES

<i>Item</i>	<i>Description</i>	<i>Amount KSh</i>
	BILL NO. 2	
	GENERAL PRELIMINARIES	
2.1	PRICING ITEMS OF PRELIMINARIES AND PREAMBLES	
	<p>Prices will be inserted against items of Preliminaries in the Contractor's priced Bills of Quantities and Specification.</p> <p>The Contractor shall be deemed to have included in his prices or rates for the various items in the Bills of Quantities or Specification for all costs involved in complying with all the requirements for the proper execution of the whole of the works in the Contract.</p>	
2.2	ABBREVIATIONS	
	<p>Throughout these Bills, units of measurement and terms are abbreviated and shall be all the requirements for the proper execution of the whole of the works in the Contract.</p>	
	C.M. Shall mean cubic metre	
	S.M. Shall mean square metre	
	L.M. Shall mean linear metre	
	MM Shall mean Millimetre	
	Kg. Shall mean Kilogramme	
	No. Shall mean Number	
	Prs. Shall mean Pairs	
	B.S. - Shall mean the British Standard Specification Published by the British Standards Institution, 2 Park Street, London W.I., England.	
	Ditto - Shall mean the whole of the preceding description except as qualified in the description in which it occurs.	
	m.s. Shall mean measured separately.	
	a.b.d Shall mean as before described.	
	Carried to collection	

<i>Item</i>	<i>Description</i>	<i>Amount KSh</i>
2.3	<p>EXCEPTION TO THE STANDARD METHOD OF MEASUREMENT</p> <p>Attendance ; Clause B19(a) of the Standard Method of Measurement is deleted and the following clause is substituted:- Attendance on nominated Sub-Contractors shall be given as an item in each case shall be deemed to include: allowing use of standing scaffolding, mess rooms, sanitary accommodation and welfare facilities; provision of special scaffolding where necessary; providing space for office accommodation and for storage of plant and materials; providing light and water for their work: clearing away rubbish; unloading checking and hoisting: providing electric power and removing and replacing duct covers, pipe casings and the like necessary for the execution and testing of Sub- Contractors' work and being responsible for the accuracy of the same. Fix Only:- "Fix Only" shall mean take delivery at nearest railway station (Unless otherwise stated),pay all demurrage charges, load and transport to site where necessary, unload, store, unpack, assemble as necessary, distribute to position, hoist and fix only.</p>	
2.4	<p>EMPLOYER</p> <p>The Employer is the KAPSABET BOYS HIGH SCHOOL The term "Employer", "Procuring Entity", "Government" and "KAPSABET BOYS HIGH SCHOOL " wherever used in the contract document shall be synonymous</p>	
2.5	<p>PROJECT MANAGER</p> <p>The term "P.M." wherever used in these Bills of Quantities shall be deemed to imply the Project Manager as defined in Condition 1 of the Conditions of Contract. In this contract the projet manager is the REGIONAL WORKS OFFICER, STATE DEPARTMENT FOR PUBLIC WORKS, NORTH RIFT REGION P.O. Box 53- 30100, ELDORET</p>	
2.6	<p>ARCHITECT</p> <p>The term "Architect" shall be deemed to mean "The P.M." as defined above whose address unless otherwise notified is Regional Works officer, P.O. Box 53-30100 Eldoret</p>	
2.7	<p>QUANTITY SURVEYOR</p> <p>The term "Quantity Surveyor" shall be deemed to mean "The P.M." as defined above whose address unless otherwise notified is Regional Works officer, P.O. Box 53-30100 Eldoret</p>	
2.8	<p>ELECTRICAL ENGINEER</p> <p>The term "Electrical Engineer" shall be deemed to mean "The P.M." as defined above whose address unless otherwise notified is Regional Works officer, P.O. Box 53-30100 Eldoret</p>	
	<p>Carried to collection</p>	

Item	Description	Amount KSh
2.9	<p>MECHANICAL ENGINEER</p> <p>The term "Mechanical Engineer" shall be deemed to mean "The P.M." as defined above whose address unless otherwise notified is Regional Works officer, P.O. Box 53-30100 Eldoret</p>	
2.10	<p>STRUCTURAL ENGINEER</p> <p>The term "Structural Engineer" shall be deemed to mean "The P.M." as defined above whose address unless otherwise notified is Regional Works officer, P.O. Box 53-30100 Eldoret</p>	
2.11	<p>FORM OF CONTRACT</p> <p>The Form of Contract shall be as stipulated in the Republic of Kenya's Standard Tender Document for Building and Associated Civil Engineering Works (April 2022 Edition) included herein.</p> <p>The Conditions of Contract are also included herein</p> <p>Particulars of insertions to be made in the Appendix to the Contract Agreement will be found in the Particular Preliminaries part of these Bills of Quantities</p>	
2.12	<p>PERFORMANCE BOND.</p> <p>The Contractor shall find and submit on the Form of Tender an approved bank who will be willing to be bound to the Government in an amount equal to five per cent (5) of the Contract amount for the due performances of the Contract up to the date of completion as certified by the PROJECT MANAGER and who will, when and if called upon, sign a Bond to that effect on the relevant standard form included herein. (without the addition of any limitations) on the same day as the Contract Agreement is signed, by the Government, the Contractor shall furnish within seven days another Surety to the approval of the Government.</p>	
2.13	<p>PLANT, TOOLS AND VEHICLES</p> <p>Allow for providing all scaffolding, plant, tools and vehicles required for the works except in so far as may be stated otherwise herein and except for such items specifically and only required for the use of nominated Sub-Contractors as described herein. No timber used for scaffolding, formwork or temporary works of any kind shall be used afterwards in the permanent work.</p>	
2.14	<p>TRANSPORT.</p> <p>Allow for transport of workmen, materials, etc., to and from the site at such hours and by such routes as may be permitted by the competent authorities.</p>	
	<p>Carried to collection</p>	

<i>Item</i>	<i>Description</i>	<i>Amount KSh</i>
2.15	<p>MATERIALS AND WORKMANSHIP.</p> <p>All materials and workmanship used in the execution of the work shall be of the best quality and description unless otherwise stated. The Contractor shall order all materials to be obtained from overseas immediately after the Contract is signed and shall also ensure they are onsite when required for use in the works. The Bills of Quantities shall not be used for the purpose of ordering materials.</p>	
2.16	<p>SIGN FOR MATERIALS SUPPLIED.</p> <p>The Contractor will be required to sign a receipt for all articles and materials supplied by the PROJECT MANAGER at the time of taking deliver thereof, as having received them in good order and condition, and will thereafter be responsible for any loss or damage and for replacements of any such loss or damage with articles and/or materials which will be supplied by the PROJECT MANAGER at the current market prices including Customs Duty and V.A.T., all at the Contractor's own cost and expense, to the satisfaction of the PROJECT MANAGER</p>	
2.17	<p>STORAGE OF MATERIALS</p> <p>The Contractor shall provide at his own risk and cost where directed on the site weather proof lock-up sheds and make good damaged or disturbed surfaces upon completion to the satisfaction of the PROJECT MANAGER Nominated Sub-Contractors are to be made liable for the cost of any storage accommodation provided especially for their use.</p>	
2.18	<p>SAMPLES</p> <p>The Contractor shall furnish at his own cost any samples of materials or workmanship including concrete test cubes required for the works that may be called for by the PROJECT MANAGER for his approval until such samples are approved by the PROJECT MANAGER and the PROJECT MANAGER, may reject any materials or workmanship not in his opinion to be up to approved samples. The PROJECT MANAGER shall arrange for the testing of such materials as he may at his discretion deem desirable, but the testing shall be made at the expense of the Contractor and not at the expense of the PROJECT MANAGER. The Contractor shall pay for the testing in accordance with the current scale of testing charges laid down by the Ministry of Land, Housing and Urban Development</p> <p>The procedure for submitting samples of materials for testing and the method of marking for identification shall be as laid down by the PROJECT MANAGER The Contractor shall allow in his tender for such samples and tests except those in connection with nominated sub-contractors' work.</p>	
	<p>Carried to collection</p>	

<i>Item</i>	<i>Description</i>	<i>Amount KSh</i>
2.19	<p>GOVERNMENT ACTS REGARDING WORKPEOPLE ETC.</p> <p>Allow for complying with all Government Acts, Orders and Regulations in connection with the employment of Labour and other matters related to the execution of the works. In particular the Contractor's attention is drawn to the provisions of the Factory Act 1950 and his tender must include for all costs arising or resulting from compliance with any Act, Order or Regulation relating to Insurances, pensions and holidays for workpeople or so the safety, health and welfare of the workpeople.</p> <p>The Contractor must make himself fully acquainted with current Acts and Regulations, including Police Regulations regarding the movement, housing, security and control of labour, labour camps , passes for transport, etc. It is most important that the Contractor, before tendering, shall obtain from the relevant Authority the fullest information regarding all such regulations and/or restrictions which may affect the organisation of the works, supply and control of labour, etc., and allow accordingly in his tender. No claim in respect of want of knowledge in this connection will be entertained.</p>	
2.20	<p>SECURITY OF WORKS ETC.</p> <p>The Contractor shall be entirely responsible for the security of all the works stores, materials, plant, personnel, etc., both his own and sub-contractors' and must provide all necessary watching, lighting and other precautions as necessary to ensure security against theft, loss or damage and the protection of the public.</p>	
2.21	<p>PUBLIC AND PRIVATE ROADS.</p> <p>Maintain as required throughout the execution of the works and make good any damage to public or private roads arising from or consequent upon the execution of the works to the satisfaction of the local and other competent authority and the PROJECT MANAGER</p>	
2.22	<p>EXISTING PROPERTY.</p> <p>The Contractor shall take every precaution to avoid damage to all existing property including roads, cables, drains and other services and he will be held responsible for and shall make good all such damage arising from the execution of this contract at his own expense to the satisfaction of the PROJECT MANAGER</p>	
2.23	<p>VISIT SITE AND EXAMINE DRAWINGS.</p> <p>The Contractor is recommended to examine the drawings and visit the site the location of which is described in the Particular Preliminaries hereof. He shall be deemed to have acquainted himself therewith as to its nature, position, means of access or any other matter which, may affect his tender. No claim arising from his failure to comply with this recommendation will be considered.</p>	
	<p>Carried to collection</p>	

Item	Description	Amount KSh
2.24	<p>ACCESS TO SITE AND TEMPORARY ROADS.</p> <p>Means of access to the Site shall be agreed with the PROJECT MANAGER prior to commencement of the work and Contractor must allow for building any necessary temporary access roads for the transport of the materials, plant and workmen as may be required for the complete execution of the works including the provision of temporary culverts, crossings, bridges, or any other means of gaining access to the Site. Upon completion of the works, the Contractor shall remove such temporary access roads; temporary culverts, bridges, etc., and make good and reinstate all works and surfaces disturbed to the satisfaction of the PROJECT MANAGER The Contractor should also allow for relocating existing fence (approx. 30 metres long).</p>	
2.25	<p>AREA TO BE OCCUPIED BY THE CONTRACTOR</p> <p>The area of the site which may be occupied by the Contractor for use of storage and for the purpose of erecting workshops, etc., shall be defined on site by the PROJECT MANAGER</p>	
2.26	<p>OFFICE ETC. FOR THE PROJECT MANAGER</p> <p>The Contractor shall provide, erect and maintain where directed on site and afterwards dismantle the site office of the standard type, complete with furniture. He shall also provide a strong metal trunk complete with strong hasp and staple fastening and two keys. He shall provide, erect and maintain a lock-up type water or bucket closet for the sole use of the PROJECT MANAGER including making temporary connections to the drain where applicable to the satisfaction of Government and Medical Officer of Health and shall provide services of cleaner and pay all conservancy charges and keep both office and closet in a clean and sanitary condition from commencement to the completion of the works and dismantle and make good disturbed surfaces. The office and closet shall be completed before the Contractor is permitted to commence the works. The Contractor shall make available on the Site as and when required by the "PROJECT MANAGER" a modern and accurate level together with levelling staff, ranging rods and 50 metre metallic or linen tape.</p>	
2.27	<p>WATER AND ELECTRICITY SUPPLY FOR THE WORKS</p> <p>The Contractor shall provide at his own risk and cost all necessary water, electric light and power required for use in the works. The Contractor must make his own arrangements for connection to the nearest suitable water main and for metering the water used. He must also provide temporary tanks and meters as required at his own cost and clear away when no longer required and make good on completion to the entire satisfaction of the PROJECT MANAGER . The Contractor shall pay all charges in connection herewith. No guarantee is given or implied that sufficient water will be available from mains and the Contractor must make his own arrangements for augmenting this supply at his own cost. Nominated Sub--contractors are to be made liable for the cost of any water or electric current used and for any installation provided especially for their own use.</p>	
	<p>Carried to collection</p>	

<i>Item</i>	<i>Description</i>	<i>Amount KSh</i>
2.28	<p>SANITATION OF THE WORKS</p> <p>The Sanitation of the works shall be arranged and maintained by the Contractor to the satisfaction of the Government and/or Local Authorities, Labour Department and the PROJECT MANAGER</p>	
2.29	<p>SUPERVISION AND WORKING HOURS</p> <p>The works shall be executed under the direction and to the entire satisfaction in all respects of the PROJECT MANAGER who shall at all times during normal working hours have access to the works and to the yards and workshops of the Contractor and sub-Contractors or other places where work is being prepared for the contract.</p>	
2.30	<p>PROVISIONAL SUMS.</p> <p>The term "Provisional Sum" wherever used in these Bills of Quantities shall have the meaning stated in Section A item A7(i) of the Standard Method of Measurement. Such sums are net and no addition shall be made to them for profit.</p>	
2.31	<p>PRIME COST (OR P.C.) SUMS.</p> <p>The term "Prime Cost Sum" or "P.C. Sum" wherever used in these Bills of Quantities shall have the meaning stated in Section A item A7 (ii) of the Standard Method of Measurement. Persons or firms nominated by the PROJECT MANAGER to execute work or to provide and fix materials or goods are described herein as Nominated Sub-Contractors. Persons or firms so nominated to supply goods or materials are described herein as Nominated Suppliers.</p>	
2.32	<p>PROGRESS CHART.</p> <p>The Contractor shall provide within two weeks of Possession of Site and in agreement with the PROJECT MANAGER a Progress Chart for the whole of the works including the works of Nominated Sub-Contractors ; one copy to be handed to the PROJECT MANAGER and a further copy to be retained on Site. Progress to be recorded and chart to be amended as necessary as the work proceeds.</p>	
2.33	<p>ADJUSTMENT OF P.C. SUMS.</p> <p>In the final account all P.C. Sums shall be deducted and the amount properly expended upon the PROJECT MANAGER'S order in respect of each of them added to the Contract sum. The Contractor shall produce to the PROJECT MANAGER such quotations, invoices or bills, properly receipted, as may be necessary to show the actual details of the sums paid by the Contractor. Items of profit upon P.C. Sums shall be adjusted in the final account pro-rata to the amount paid. Items of "attendance" Should the Contractor be permitted to tender and his tender be accepted of any work for which a P.C. Sum is included in these Bill of Quantities profit and attendance will be allowed at the same rate as it would be if the work were executed by a Nominated Sub-Contractor.</p>	
	<p>Carried to collection</p>	

<i>Item</i>	<i>Description</i>	<i>Amount KSh</i>
2.34	<p>ADJUSTMENT OF PROVISIONAL SUMS.</p> <p>In the final account all Provisional Sums shall be deducted and the value of the work properly executed in respect of them upon the PROJECT MANAGER's order added to the Contract Sum. Such work shall be valued as described for Variations, but should any part of the work be executed by a Nominated Sub-Contractor, the value of such work or articles for the work to be supplied by a Nominated Supplier, the value of such work or articles shall be treated as a P.C. Sum and profit and attendance comparable to that contained in the priced Bills of Quantities for similar items added.</p>	
2.35	<p>NOMINATED SUB-CONTRACTORS</p> <p>When any work is ordered by the PROJECT MANAGER to be executed by nominated sub-contractors, the Contractor shall enter into sub-contracts and shall thereafter be responsible for such sub-contractors in every respect. Unless otherwise described the Contractor is to provide for such Sub-Contractors any or all of the facilities described in these Preliminaries. The Contractor should price for these with the nominated Sub-contract Contractor's work concerned in the P.C. Sums under the description "add for Attendance".</p>	
2.36	<p>DIRECT CONTRACTS</p> <p>Notwithstanding the foregoing conditions, the Government reserves the right to place a "Direct Contract" for any goods or services required in the works which are covered by a P.C. Sum in the Bills of Quantities and to pay for the same direct. In any such instances, profit relative to the P.C. Sum the priced Bills of Quantities will be adjusted as described for P.C. Sums and allowed.</p>	
2.37	<p>ATTENDANCE UPON OTHER TRADESMEN, ETC.</p> <p>The Contractor shall allow for the attendance of trade upon trade and shall afford any tradesmen or other persons employed for the execution of any work not included in this Contract every facility for carrying out their work and also for use of his ordinary scaffolding. The Contractor, however, shall not be required to erect any special scaffolding for them. The Contractor shall perform such cutting away for and making good after the work of such tradesmen or persons as may be ordered by the PROJECT MANAGER and the work will be measured and paid for to the extent executed at rates provided in these Bills.</p>	
2.38	<p>INSURANCE</p> <p>The Contractor shall insure as required in Clause 18 of the Conditions of Contract. No payment on account of the work executed will be made to the Contractor until he has satisfied the PROJECT MANAGER either by production of an Insurance Policy or and Insurance Certificate that the provision of the foregoing Insurance Clauses have been complied with in all respects. Thereafter the PROJECT MANAGER shall from time to time ascertain that premiums are duly paid up by the Contractor who shall if called upon to do so, produce the receipted premium renewals for the PROJECT MANAGER's inspection.</p>	
	<p>Carried to collection</p>	

<i>Item</i>	<i>Description</i>	<i>Amount KSh</i>
2.39	<p>PROVISIONAL WORK</p> <p>All work described as "Provisional" in these Bills of Quantities is subject to remeasurement in order to ascertain the actual quantity executed for which payment will be made. All "Provisional" and other work liable to adjustment under this Contract shall left uncovered for a reasonable time to allow all measurements needed for such adjustment to be taken by the PROJECT MANAGER Immediately the work is ready for measuring, the Contractor shall give notice to the PROJECT MANAGER. If the Contractor makes default in these respects he shall if the PROJECT MANAGER so directs uncover the work to enable all measurements to be taken and afterwards reinstate at his own expense.</p>	
2.40	<p>ALTERATIONS TO BILLS, PRICING, ETC.</p> <p>Any unauthorised alteration or qualification made to the text of the Bills of Quantities may cause the Tender to be disqualified and will in any case be ignored. The Contractor shall be deemed to have made allowance in his prices generally to cover any items against which no price has been inserted in the priced Bills of Quantities. All items of measured work shall be priced in detail and the Tenders containing Lump Sums to cover trades or groups of work must be broken down to show the price of each item before they will be accepted.</p>	
2.41	<p>BLASTING OPERATIONS</p> <p>Blasting will only be allowed with the express permission of the PROJECT MANAGER in writing. All blasting operations shall be carried out at the Contractor's sole risk and cost in accordance with any Government regulations in force for the time being, and any special regulations laid down by the PROJECT MANAGER governing the use and storage of explosives.</p>	
2.42	<p>MATERIALS ARISING FROM EXCAVATIONS</p> <p>Materials of any kind obtained from the excavations shall be the property of the Government. Unless the PROJECT MANAGER directs otherwise such materials shall be dealt with as provided in the Contract. Such materials shall only be used in the works, in substitution of materials which the Contractor would otherwise have had to supply with the written permission of the PROJECT MANAGER Should such permission be given, the Contractor shall make due allowance for the value of the materials so used at a price to be agreed.</p>	
2.43	<p>PROTECTION OF THE WORKS.</p> <p>Provide protection of the whole of the works contained in the Bills of Quantities, including casing , casing up, covering or such other means as may be necessary to avoid damage to the satisfaction of the PROJECT MANAGER and remove such protection when no longer required and make good any damage which may nevertheless have been done at completion free of cost to the Government.</p>	
	<p>Carried to collection</p>	

<i>Item</i>	<i>Description</i>	<i>Amount KSh</i>
2.44	<p>REMOVAL OF RUBBISH ETC.</p> <p>Removal of rubbish and debris from the Buildings and site as it accumulates and at the completion of the works and remove all plant, scaffolding and unused materials at completion.</p>	
2.45	<p>WORKS TO BE DELIVERED UP CLEAN</p> <p>Clean and flush all gutters, rainwater and waste pipes, manholes and drains, wash (except where such treatment might cause damage) and clean all floors, sanitary fittings, glass inside and outside and any other parts of the works and remove all marks, blemishes, stains and defects from joinery, fittings and decorated surfaces generally, polish door furniture and bright parts of metalwork and leave the whole of the buildings watertight, clean, perfect and fit for occupation to the approval of the PROJECT MANAGER</p>	
2.46	<p>GENERAL SPECIFICATION.</p> <p>For the full description of materials and workmanship, method of execution of the work and notes for pricing, the Contractor is referred to the Ministry of Roads, Public Works and Housing General Specification dated 1976 or any subsequent revision thereof which is issued as a separate document, and which shall be allowed in all respects unless it conflicts with the General Preliminaries, Trade Preambles or other items in these Bills of Quantities.</p>	
2.47	<p>TRAINING LEVY</p> <p>The Contractor's attention is drawn to legal notice No. 237 of October, 1971, which requires payment by the Contractor of a Training Levy at the rate of 1/4 % of the Contract sum on all contracts of more than Kshs. 50,000.00 in value.</p>	
2.48	<p>MATERIALS ON SITE</p> <p>All materials for incorporation in the works must be stored on or adjacent to the site before payment is effected unless specifically exempted by the PROJECT MANAGER. This includes the materials of the Main Contractor, Nominated Sub-Contractors and Nominated Suppliers.</p>	
2.49	<p>HOARDING</p> <p>The Contractor shall enclose the site or part of the works under construction with a hoarding 2400mm high consisting of iron sheets on 100mm diameter timber posts firmly secured at 1800mm centres with two 75x50mm timber rails including all necessary gates. The Contractor is in addition required to take all precautions necessary for the safe custody of the works, materials, plant, public and Employer's property on the site to the satisfaction of the PROJECT MANAGER</p>	
	<p>Carried to collection</p>	

<i>Item</i>	<i>Description</i>	<i>Amount KSh</i>
2.50	<p>CONTRACTOR'S SUPERINTENDENCE/SITE AGENT</p> <p>The Contractor shall constantly keep on the works a literate English speaking Agent or Representative, competent and experienced in the kind of work involved who shall give his whole experience in the kind of work involved and shall give his whole time to the superintendence of the works. Such Agent or Representative shall receive on behalf of the Contractor all directions and instructions from the Project Manager and such directions shall be deemed to have been given to the Contractor in accordance with the Conditions of Contract.</p> <p>Carried to collection</p>	
	<p><u>COLLECTION</u></p> <p>Brought Forward From Page 2/1</p> <p>Brought Forward From Page 2/2</p> <p>Brought Forward From Page 2/3</p> <p>Brought Forward From Page 2/4</p> <p>Brought Forward From Page 2/5</p> <p>Brought Forward From Page 2/6</p> <p>Brought Forward From Page 2/7</p> <p>Brought Forward From Page 2/8</p> <p>Brought Forward From Page 2/9</p> <p>Brought Forward From Page 2/10</p> <p>Brought Forward From Above</p> <p>TOTAL FOR GENERAL PRELIMINARIES CARRIED TO GRAND SUMMARY</p>	

**PROPOSED ERECTION AND COMPLETION OF
DR. WILLIAM RUTO MULTI-PURPOSE HALL FOR
KAPSABET BOYS' HIGH SCHOOL(LABOUR
ONLY)**

BILL NO. 3 - BUILDER'S WORK

MULTIPURPOSE HALL

Item	Description	Q'ty	Unit	Rate	Amount KSh
	<p><u>BILL NO. 3</u></p> <p><u>PROPOSED ERECTION AND COMPLETION OF DR. WILLIAM RUTO MULTI-PURPOSE HALL FOR KAPSABET BOYS' HIGH SCHOOL</u></p> <p><u>ELEMENT NO. 1</u></p> <p><u>SUBSTRUCTURES</u></p> <p><u>(All provisional)</u></p> <p><u>Demolitions</u></p> <p><u>All demolitions must be carried out with utmost care to avoid damage to adjoining works All salvage materials shall become the property of the Client user and must not be removed from site without their express permission in writing The Contractor will not be allowed to use any salvage materials without the express permission of the Project Manager in which case he will be expected to give discount for the materials used at a rate to be agreed upon with the Project Manager Where materials are described as "set aside" prices to include for cleaning and safe storage until required for fixing</u></p>				
A	Carefully demolish existing Building consisting all elements (Substructure,walling,Doors,Windows,Roof and Finishes) average area 300 SM load and cart away all debries arising and deposit as directed by the project manager.	2	NO		
	<u>Site Preparation</u>				
B	Cut down trees 600-900mm girth,grub up roots and cart away as directed	5	NO		
C	Clear site of all bushes,shrubs,small trees, grub up roots and remove from site	2,209	SM		
	<u>Excavations & Earthworks</u>				
D	Excavate oversite soil average 250 mm deep and cart away from site	2,209	SM		
E	Excavate to reduce levels starting from stripped level, not exceeding 1.5m depth and cart away	3,314	CM		
F	Ditto but depth exceeding 1.5 but not exceeding 3.0 M	1,105	CM		
G	Excavate for column bases not exceeding 1.5m depth starting from reduced level	318	CM		
H	Ditto but depth exceeding 1.5 but not exceeding 3.0 M	159	CM		
J	Excavate for strip footings not exceeding 1.5m depth starting from reduced level	379	CM		
K	Extra over excavations for excavating in hard rock:class 1, at any depth	95	CM		
	<i>Carried to collection</i>				

Item	Description	Q'ty	Unit	Rate	Amount KSh
	<u>Disposal of excavated material</u>				
A	Return,fill and ram selected excavated materials around foundations externally	691	CM		
B	Load and cart away surplus excavated materials from site and deposit in temporary spoil heaps to be agreed with the County Government	1,283	CM		
	<u>Planking and strutting</u>				
C	Planking and strutting to sides of all excavations: keep excavations free from all falling materials		ITEM		
	<u>Disposal of Water</u>				
D	Keep excavations free from all water including spring, underground and running water.		ITEM		
	<u>Hardcore Filling</u>				
E	300mm thick fillings in making up levels: levelled and compacted in 150 mm layers	608	CM		
	<u>Murram</u>				
F	Murram fillings in making up levels: levelled and compacted in 150 mm layers	3,038	CM		
G	50mm Thick quarry dust blinding to surfaces of hardcore	2,025	SM		
	<u>Insecticide treatment</u>				
	<u>'Premise 200CC" or other equal and approved insecticide treatment on top of hardcore filling and over foundation walls applied as per manufacturer's instruction with a 10 year guarantee</u>				
H	To murram surface	2,025	SM		
	<u>Damp Proof Membrane</u>				
J	1000 gauge polythene damp-proof membrane or other equal and approved laid over blinded hardcore (measured separately) with 200mm end and side laps(measured net-no allowance for laps)	2,025	SM		
	<u>Concrete Work</u>				
	<u>In situ concrete mix (1:4:8): in</u>				
K	50mm concrete blinding to column bases	212	SM		
L	Ditto to Strip footings	295	SM		
	<i>Carried to collection</i>				

Item	Description	Q'ty	Unit	Rate	Amount KSh
	<u>In situ reinforced concrete: grade 25/20 : vibrated in:-</u>				
A	Strip footings	59	CM		
B	Column bases	85	CM		
C	Columns	21	CM		
D	150mm thick; to sloping ramp slabs	13	SM		
E	Steps	7	CM		
F	150mm thick floor slab	2,025	SM		
G	1500x150mm high staircase thickening including forming sloping edges to detail	8	LM		
	<u>Reinforcement</u>				
	<u>High yield deformed steel bar reinforcement to BS 4461 including bends, hooks, tying wire and distance blocks</u>				
H	D 20 mm diameter	1,862	KG		
J	D 16 mm diameter	1,862	KG		
K	D 12 mm diameter	4,655	KG		
L	D 10mm diameter	5,586	KG		
M	D 8 mm diameter	4,655	KG		
	<u>Steel mesh fabric reinforcement to BS 4483</u>				
N	Layer of mesh fabric reinforcement laid in slab or bed with 200mm side and end laps (measured net- no allowance made for laps) Ref: A142 weighing 2.22kg per square metre	2,025	SM		
	<u>Sawn formwork: to</u>				
P	Vertical: sides of column bases	199	SM		
Q	Vertical: sides of columns	194	SM		
R	Vertical: sides of columns curved to radius	79	SM		
S	Vertical: sides of strip footings	168	SM		
T	Sloping edges of ramps slab 150 -225mm high	17	LM		
U	Edges: slab not exceeding 150 - 225 mm high	180	LM		
	<i>Carried to collection</i>				

Item	Description	Q'ty	Unit	Rate	Amount KSh
	<u>Flexcell expansion joint.</u>				
A	12mm thick x 500mm deep in column bases	18	LM		
B	12mm thick x 600mm wide in columns	24	LM		
C	12mm thick x 200mm deep in ground floor slab	90	LM		
D	25 x 25mm "expeditite" sealant	132	LM		
	<u>Masonry</u>				
	<u>200mm thick approved natural stone; local; roughly squared to foundation walling; bedding and jointing in cement sand (1:3) mortar including reinforcing with hoop iron ties every alternate course.</u>				
E	200mm thick walling	1,263	SM		
	<u>In situ Finishings</u>				
F	14mm thick 2 No. coatwork cement sand (1:3) render; wood floated to concrete or blockwork base to walls; external	135	SM		
	<u>Prepare and apply three coats bituminous paint to:</u>				
G	Wood floated rendered plinths over 300mm girth	135	SM		
	<u>Paving Slabs.</u>				
H	600 x 600 x 50 mm Precast concrete class 20/20 paving slabs, laid to falls on blinded hardcore surface and jointed in cement and sand (1:3) mortar	222	SM		
	<i>Carried to collection</i>				
	<u>COLLECTION</u>				
	Brought forward from page 3/1				
	Brought forward from page 3/2				
	Brought forward from page 3/3				
	Brought forward from ABOVE				
	TOTAL FOR SUBSTRUCTURES CARRIED TO SUMMARY				

<i>Item</i>	<i>Description</i>	<i>Q'ty</i>	<i>Unit</i>	<i>Rate</i>	<i>Amount KSh</i>
	<u>ELEMENT NO. 2</u>				
	<u>REINFORCED CONCRETE SUPERSTRUCTURES</u>				
	<u>In situ reinforced concrete: grade 25/20 : vibrated in:-</u>				
A	Beams	126	CM		
B	Columns	65	CM		
C	Steps, staircases or strings	14	CM		
D	Suspended tiers, slab, laid to falls not exceeding 30 degrees	307	CM		
E	175mm suspended slabs	765	SM		
F	175mm landings	21	SM		
G	150mm thick suspended roof slab	148	SM		
H	150mm parapet wall	162	SM		
J	Extra over slab for waterproofing as "MASTERSEAL" or equal approved to Engineers' approval	913	SM		
	<u>High yield square twisted bar reinforcement to B.S. 4461</u>				
K	25 mm diameter	9,853	KG		
L	20 mm diameter	7,390	KG		
M	16 mm diameter	19,706	KG		
N	12 mm diameter	22,170	KG		
P	10 mm diameter	34,486	KG		
Q	8 mm diameter	4,927	KG		
	<u>Precast Concrete units ; class 25/20 mm : vibrated : reinforced in</u>				
R	300 x 200 mm lintel : reinforced with 4 No. 12 mm diameter mild steel bars	16	LM		
	<i>Carried to collection</i>				

Item	Description	Q'ty	Unit	Rate	Amount KSh
	<u>Sawn formwork: to</u>				
A	Sides and soffits of beams	1,558	SM		
B	Sides of Columns	691	SM		
C	Sides of Columns: curved to radius	190	SM		
D	Soffits of suspended roof slabs	148	SM		
E	Soffits of suspended slabs	765	SM		
F	Soffits of sloping suspended slabs	962	SM		
G	Edges of tier slab exceeding 300mm high	704	SM		
H	Soffits of landings	21	SM		
J	Sloping Soffits of staircases	59	SM		
K	Edges of risers 75 - 150mm high	173	LM		
L	Edges of landing 150 - 225mm high	29	LM		
M	Open or closed edge of string of 370 mm wide (extreme) including cutting to profile of treads and risers	82	LM		
N	Edges of suspended slab 150- 225mm high	360	LM		
P	Open or closed edge of string of 600 mm wide (extreme) including cutting to profile of treads and risers	86	LM		
	<u>Pergola and Supports</u>				
	<u>Structural mild steel grade 43C : allow for 5FW continous welding : 3mm blanked open ends: spray painted with one coat zinc chromate primer and two coats of silveraluminium paint after installation of steelworks: including all connections, cleats, bolts and nuts, steel pins, base plates, plastic caps, brackets, M20 grade 8.8 HD bolts,anchor plates, etc to engineer's detail and specifications</u>				
Q	150 x 100 x 3mm Rectangular Hollow Section (RHS) stanchion to pergola including welding and anchor lugs to Structural Engineer's approval	465	KG		
R	150 x 50 x 3mm Rectangular Hollow Section (RHS) beams to pergola including fillet welding, end plates and anchor lugs to Structural Engineer's approval	1,127	KG		
	<i>Carried to collection</i>				

Item	Description	Q'ty	Unit	Rate	Amount KSh
A	200 x 25 x 2mm Rectangular Hollow Section (RHS) joist beams to pergola including fillet welding, end plates and anchor lugs to Structural Engineer's approval	5,633	KG		
B	150 x 4mm Circular Hollow Section (CHS) stanchions including fillet welding, end plates and anchor lugs to Structural Engineer's approval	1,292	KG		
C	200 x 200 x 4mm base plate including fillet welding and punching holes to Structural Engineer's approval	32	NO		
	<u>Expansion Joints-provisional</u>				
D	Form 25mm wide expansion joint in masonry or concrete work	135	LM		
E	25mm Thick "styrofoam" or other equal and approved expansion joint filler	27	SM		
F	60mm Thick "mastic" or other equal and approved sealer	135	LM		
	Carried to collection				
	COLLECTION Brought forward from page 3/5 Brought forward from page 3/6 Brought forward from ABOVE				
	TOTAL REINFORCED CONCRETE SUPERSTRUCTURES CARRIED TO SUMMARY				

Item	Description	Q'ty	Unit	Rate	Amount KSh
	<u>ELEMENT NO. 3</u>				
	<u>Hessian based bituminous felt damp proof course laid on cement and sand (1:4) mortar under:-</u>				
A	200mm wide; B.S. 743 Type A bitumen hessian base 150 mm laps (make allowance for laps); horizontal, 1 no. layer, bedded in cement sand (1:3) mortar	286	lm		
B	150mm thick; Ditto	0	lm		
C	100mm thick; Ditto	46	lm		
	<u>EXTERNAL WALLING</u>				
	<u>Natural hard machine cut stone or solid concrete block walling with a minimum of 7.0 N/mm² average compressive strength; bedded and jointed in cement and sand (1:4) mortar, reinforcement with and including 25mm wide x 20 gauge hoop iron at every alternate course: as described to</u>				
D	Walls 200 mm thick	1,823	SM		
E	Ditto in gable	0	SM		
F	Extra over horizontal and vertical pointing in 10mm thick rod in cement and sand (1:3) mortar; one coat of bituminous paint.	1,823	sm		
	<u>INTERNAL WALLING</u>				
	<u>Natural hard machine cut stone or solid concrete block walling with a minimum of 7.0 N/mm² average compressive strength; bedded and jointed in cement and sand (1:4) mortar, reinforcement with and including 25mm wide x 20 gauge hoop iron at every alternate course: as described to</u>				
G	Walls 200 mm thick	511	SM		
H	Walls 150 mm thick	0	SM		
J	Walls 100mm thick	97	SM		
	TOTAL WALLING CARRIED TO SUMMARY				

<i>Item</i>	<i>Description</i>	<i>Q'ty</i>	<i>Unit</i>	<i>Rate</i>	<i>Amount KSh</i>
	<u>ELEMENT NO. 4</u>				
	<u>ROOFING CONSTRUCTION (PROVISIONAL)</u>				
	<u>STRUCTURAL STEELWORK</u>				
	<u>The following in framed structural steelwork : complete with and including all welded and bolted connections : delivery to site and erection with and including one shop coat of zinc plumbate primer</u>				
	<u>Structural steel to BS 4360 and to the Engineers specifications and approval complete with and including fabricating hoisting and fixing in position, red oxide primer and two coats chlorinated rubber paint, connection details in steel plates, packing pieces and drilled 100 x 100 x 10mm thick steel angle cleats welds bolts washers and nuts fish plates and steel angle cleats are to be included in the rates for steelwork in the particular trusses where they occur.</u>				
	<u>Framed; weldable</u>				
	<u>Roof trusses : hoisting upto 20.0 metres above ground; all fillet welded; all to structural Engineer,s details and specifications; Truss T1-T4</u>				
A	100 x 100 x 4 mm thick SHS bottom chord	12,279	KG		
B	150 x 150 x 6mm thick SHS top chord	21,252	KG		
C	75 x 75 x 4mm thick SHS struts/ties	14,168	KG		
D	50 x 50 x 4 mm thick SHS struts/ties		KG		
	<u>Unframed; weldable</u>				
E	150 x 50 x 3mm thick zed purlins	2,256	LM		
F	50 x 50 x 6 mm thick steel angle bracings	252	LM		
	<u>Sundries</u>				
	<u>Labour and material</u>				
G	200 x 200 x 6mm MS cleat plate welded to trusses	32	No		
H	16mm diameter, 300mm long steel bolts including nut and washer	128	No		
J	Making hole in 100 x 100 x 6mm thick steel plate	128	No		
K	R16mm diameter, 1000mm long anti-sag steel rods including nut and washer	846	No		
	<i>Carried to collection</i>				

Item	Description	Q'ty	Unit	Rate	Amount KSh
	<u>Roof Covering</u>				
	<u>Galvanized steel box profile IT5 sheets; 26 gauge; prepainted</u>				
	<u>Roof covering; 150mm laps on one end and one and a half corrugation side lap; and nailing to timber purlins (m/s) with and including approved roof nails and neoprene washers</u>				
A	Roof covering	2,633	SM		
B	Ridge tiles to match	65	LM		
C	600mm girth wall flashing: one end tucked under roofing sheets and other end built to wall	188	LM		
	<u>Heavy duty roof insulation as supplied by 'Jumbo Chem Ltd.' or equal and approved; complete with polythylene foam core that provides a radiant barrier, reflective insulation and moisture barrier; fixed in accordance to manufacturer's printed instructions: as described to</u>				
D	6mm thick double-sided reflective foil insulation; underlay	2,633	SM		
E	Mosquito gauze to slatted eaves and verges	188	LM		
	<u>Waterproofing</u>				
	<u>Waterproofing as "abe Silicot" or equal and approved cement and sand (1:4) screed on concrete: to</u>				
F	50 mm (Average); to roof slab; laid to falls, slope not exceeding 15 degrees	913	Sm		
G	Labour forming 50 x 50 triangular fillet against wall and beam	360	Lm		
	<u>Sirrah P GR 5 kg/sm - APP bituminous membrane or other equally approved waterproofing membrane including 3 coats reflective paint ; provide 10 year guarantee</u>				
H	Roofing laid to falls and cross falls; on horizontal concrete roof slab	148	Sm		
J	Dressing waterproofing around 200mm diameter "fulbora rain water outlet"	2	No		
	<u>RAINWATER DISPOSAL</u>				
	<u>uPVC</u>				
K	Extra; 200mm diameter fulbora outlet 100mm long	2	No		
L	200mm diameter rainwater downpipe fixed with and including mild steel straps at 900mm centres, plugged and screwed to wall	18	Lm		
M	Extra; horse shoe bend	2	No		
	Carried to collection				

Item	Description	Q'ty	Unit	Rate	Amount KSh
	<u>18g Galvanised mild steel sheeting; all welds ground smooth</u>				
A	300 x 250mm box gutter including soldered joints in the running length fixed to fascia board with and including brackets at approved centers	90	LM		
B	Extra; for 90° corners.	10	No		
C	Extra; 200mm diameter outlet 100mm long	10	No		
	<u>UPVC</u>				
D	200mm diameter rainwater downpipe fixed with and including mild steel straps at 900mm centres, plugged and screwed to wall	90	lm		
E	Extra; swanneck bend with 1135mm projection	10	No		
F	Extra; horse shoe bend	10	No		
	<u>Painting and Decorations</u>				
	<u>On Metal work</u>				
G	General surfaces of gutters; over 300mm girth external	480	sm		
	<u>Aluminium expanded metal screen ventilation</u>				
H	Supply and fix composite extruded powder-coated 50x50x2.0mm aluminum frames at 1200mm centres infilled with and including heavy duty expanded metal scree affixed to concealed U-Channel surround complete with mosquito gauze; all fixing accessories to Architects' detail	59	SM		
	<i>Carried to collection</i>				
	Brought forward from page 3/9				
	Brought forward from page 3/10				
	Brought forward from ABOVE				
	TOTAL ROOFING CARRIED TO SUMMARY				

Item	Description	Q'ty	Unit	Rate	Amount KSh
	<u>ELEMENT NO. 5</u>				
	<u>DOORS</u>				
	<u>Wrot Hardwood framed frames and framings</u>				
A	200 x 50 mm; 2 No. labours; plugged door frame	145	lm		
B	150 x 50mm ditto	100	lm		
C	40 x 35 mm moulded architrave	245	lm		
D	25 x 25mm moulded quadrants	245	lm		
E	15 x 15mm glazing bead	25	lm		
	<u>MDF door</u>				
	<u>42 mm thick post formed MDF door comprising 18mm thick 'Trance Marple' panel sandwiched in 12mm thick 'Honduras' panel both sides cut to pattern with view pane to Architect's detail, stained and polished to approval.</u>				
F	Double swing door size 1200 x 2100 mm high with 1No. 1500 x 300mm fanlight infilled with glass (m/s) and approved beading all round	8	No		
G	Single swing door size 900 x 2100 mm high, ditto	8	No		
	<u>45mm Thick solid core flush doors to B.S 459: part 2 veneered both sides with internal quality plywood and lipped on all edges in approved hardwood</u>				
H	Single swing door size 840 x 2060 mm high with 1No. 900 x 1000mm fanlight infilled with glass (m/s) and approved beading all round	2	No.		
J	Single swing door size 1140 x 2060 mm high	2	No.		
K	Single swing door size 840 x 2060 mm high; semi-solid	14	No.		
	<i>Carried to collection</i>				

Item	Description	Q'ty	Unit	Rate	Amount KSh
	<u>Steel casement door</u>				
	<u>Purpose made Mild steel sliding, folding door overall size 5000mm wide x 2400mm high in 2No. equal shutters each comprising 3No. folding leafs size 800mm wide x 2400mm high; comprising 75mm x 50mm x 3 mm thick SHS frame fishtail grouted into concrete or masonry walling with 100mm mild steel anchors; 50mm x 25mm x 3mm SHS frames and rails at 300mm centres door leaf covered with 6mm thick laminated toughened clear glass; all welding ground to smooth finish and including priming metal surfaces with zinc chromate primer before delivery to site and three coats gloss oil automotive spray paint finish; Guide rail Floor track and Running rail ceiling track and rollers sets; 32mm diameter x 1000 mm long brushed stainless steel pull handles; profile cylinder lock set complete with all other necessary ironmongery, to manufacturers specifications all hung to Architect's detail as door D15 to approval</u>				
A	Overall size 5000 x 2400 mm high.	4	No.		
	<u>Iron mongery</u>				
	<u>Supply and fix the following ironmongery from 'ASSA ABLOY' or other equal & approved manufacturer including all furniture and matching screws.</u>				
	<i>To softwood, hardwood or the like fixing with screws</i>				
B	100x76x3mm Stainless steel hinges	60	PRS		
C	Stainless steel pull handle back fix	32	NO		
D	Three lever mortice lock complete with set lever aluminium handle furniture	10	No.		
E	Disabled lockset	2	NO		
F	Flush Bolt satin nickle 8" - 200 mm	8	NO		
G	Indicator bolt vacant/engaged	14	NO		
H	Rubber door stop complete with 38 mm rawl bolt	28	NO		
J	Coat & hat hook - rubber tipped: ref. CH-39 SS	14	NO		
K	Stainless steel kicking plate sized to order	16	NO		
L	Stainless steel male/female/disabled sign-circular	4	NO		
	<u>Glazing</u>				
M	5mm Thick clear sheet glass panes to timber fan lights	19	sm		
	<i>Carried to collection</i>				

Item	Description	Q'ty	Unit	Rate	Amount KSh
	<u>Painting and Decorations</u>				
	<u>On wood</u>				
	<u>Aluminium primer or other equal and approved wood primer before fixing: -</u>				
A	Backs of frame, board, etc over 100mm but not exceeding 200mm girth <u>Knot, prime, stop and apply two coats of prime grade quality polyurethane clear varnish paint as "Crown Paints" or approved equivalent: to wood surfaces: as described to</u>	245	lm		
B	General surfaces of timber doors over 300mm girth; external	68	sm		
C	Frames; over 100mm but not exceeding 200mm girth; internal	245	lm		
D	Frames not exceeding 100mm girth; internal	490	lm		
	<u>Prepare and apply two finishing coats of super gloss finished paint as "Crown Paints" or other equal and approved paint to:</u>				
E	General surfaces of metal doors (measured on both sides)	96	sm		
	<i>Carried to collection</i>				
	<u>COLLECTION</u>				
	Brought forward from page 3/12				
	Brought forward from page 3/13				
	Brought forward from ABOVE				
	TOTAL FOR DOORS CARRIED TO SUMMARY				

Item	Description	Q'ty	Unit	Rate	Amount KSh
	<p><u>ELEMENT NO. 6</u></p> <p><u>WINDOWS</u></p> <p><u>Supply and fix the following purpose made heavy duty steel casement windows in 50x50x3mm SHS frames at 1200mm centres, heavy duty Z sections: incorporating hooded mosquito proofed permanent vent along the top edge: pin type hinges: including cutting and pinning fixing lugs to walling and bedding in waterproof cement mortar (1:4) and pointing in approved mastic externally: ironmongery: hinges, fasteners and window stays: one coat aluminium grey primer before fixing: all to Architect's schedule; as described to</u></p> <p><i>Note: Window divided by 'T' sections to form small grids average size 300 x 300mm or as specified including 25mm wide x 3mm thick burglar proofing flats welds to window running along grids of small pane divisions; all welding ground smooth to Architect's detail</i></p>				
A	Window overall size 4000 x 10000mm High.	2	NO		
B	Window overall size 10200 x 650mm High.	2	NO		
C	Window overall size 6000 x 2700mm High.	15	NO		
D	Window overall size 5000 x 2700mm High.	4	NO		
E	Window overall size 6000 x 600mm High.	6	NO		
F	Window overall size 2700 x 1500mm High.	2	NO		
G	Window overall size 450 x 2000mm High.	2	NO		
H	Window overall size 450 x 4450mm High.	2	NO		
J	Window overall size 450 x 6400mm High.	2	NO		
	<i>Carried to collection</i>				

Item	Description	Q'ty	Unit	Rate	Amount KSh
	<u>Glazing</u>				
A	5mm Thick clear sheet glass panes over 0.1 but not exceeding 0.5 square meters; fixing with putty	397	sm		
B	Ditto but obscured panes ditto	33	sm		
	<u>Bull-nosed burnt clay, finishing fair on all exposed surfaces and hoisting and placing in position, bedding, jointing and pointing in pigmented cement and sand (1:3) mortar</u>				
C	150 x 25mm thick clay window sill	219	lm		
	<u>Curtain rods</u>				
D	Mild steel curtain rods: complete and comprising 2No. rods of 25 mm diameter complete with fixing brackets, rings and decorative ends; finished in automotive spray paint	219	lm		
	<u>Painting and Decorations</u>				
	<u>On Metal work</u>				
	<u>Prepare and apply three coats oil paint full gloss to Crown Solo or other equal and approved to: -</u>				
E	General window surfaces; over 300mm girth internal	430	sm		
F	General window surfaces; over 300mm girth external	430	sm		
	<i>Carried to collection</i>				
	<u>COLLECTION</u>				
	Brought forward from page 3/15				
	Brought forward from ABOVE				
	TOTAL FOR WINDOWS CARRIED TO SUMMARY				

Item	Description	Q'ty	Unit	Rate	Amount KSh
	<u>ELEMENT NO. 7</u>				
	<u>FINISHES</u>				
	<u>FLOOR FINISHES</u>				
	<u>Beds and backings</u>				
	<u>Screed: cement and sand 1:4 with approved integral dust proofing additive wood floated.</u>				
A	25mm thick one coat backings; wood floated to receive carpet (m/s) to concrete or blockwork base; to floors level	160	SM		
B	30mm to receive ceramic tiles; ditto	3,752	SM		
	<u>15mm Thick polypropylene carpet roll with 'Wilton' backing broad loom carpet, laid with regular underfelt on cement screed, appropriate edge trims with approved adhesive complete with nap-locks, all accessories, angle nap-locks for cable outlets all fitted to manufacturers specifications and carrying a ten (10) year warranty</u>				
C	Over 300mm wide; to floors sloping; internal	160	SM		
	<u>Wrot mahogany</u>				
D	Skirtings; 100mm wide with rounded junction with wall finish and coved junction with floor finish	65	LM		
	<u>Tile, Slab or Block Finishings</u>				
	<u>Approved non slip ceramic floor tiles; local; coloured floor tiles to regular or approved other pattern; bedding and jointing in cement sand (1:4) mortar, grouting with white cement</u>				
E	450 x 450 x 10mm thick; butt joints both ways; to cement sand base (m/s); to floors level; internal	3,752	sm		
F	Skirtings; 100mm wide with rounded junction with wall finish and coved junction with floor finish	727	lm		
	<u>Wall finishes</u>				
	<u>In situ finishes</u>				
	<u>Render; 15mm thick, 1 No. coatwork of cement and sand (1:3); wood floated to concrete or blockwork base generally to: -</u>				
G	Walls, Beams and columns; external	1,823	sm		
	<u>Plaster; 15mm thick, 2 No. coatwork, 12mm first coat of cement sand (1:3); 3mm second coat of cement and lime putty (1:9); steel trowelled to concrete or blockwork base generally to: -</u>				
H	Walls, beams and columns; internal	3,039	sm		
	<i>Carried to collection</i>				

Item	Description	Q'ty	Unit	Rate	Amount KSh
	<u>Tile, Slab or Block Finishings</u>				
	<u>Approved ceramic tiles to B.S. 1281; local; coloured glazed wall tiles to regular or approved other pattern; bedding and jointing in cement sand (1:4) mortar, grouting with white cement</u>				
A	450 x 450 x 6mm thick; butt joints straight both ways; to cement sand base (m/s) to walls internal	172	sm		
B	Plastic edging (provisional)	119	lm		
	<u>Beds or Backings</u>				
	<u>Render: cement and sand (1:3)</u>				
C	14mm thick one coat backings; wood floated to receive ceramic tiles (m/s) to concrete or blockwork base; to walls internal	172	sm		
	<u>Painting and Decorations</u>				
	<u>On steel trowelled plastered surfaces</u>				
	<u>Prepare and apply one undercoat and three coats of first quality silk vinyl paint to the following surfaces</u>				
D	Walls, beams and columns; internal	3,039	sm		
	<u>Textured wall paint</u>				
	<u>Prepare and apply exterior quality textured wall paint as CROWN PAINTS "ROUGH & TOUGH" or equal approved: to manufacturers specifications: colours and patterns as specified by the Architect on rendering (measured separately)</u>				
E	To rendered surfaces; external	1,823	SM		
	<u>Acoustic Wall panelling</u>				
	<u>Acoustic wall panel comprising 18mm thick MDF timber strips fixed to and including 25mm thick rock wool insulation blanket; fixed with nails and screws to concrete or blockwork nail heads punched and puttied; in approved finished pattern. including all associated adhesives and accessories:</u>				
F	Walls, beams and columns; internal	972	sm		
Carried to collection					

Item	Description	Q'ty	Unit	Rate	Amount KSh
	<u>STAIRCASE</u>				
	<u>Tile, Slab or Block Finishings</u>				
	<u>Approved non slip ceramic floor tiles; local; coloured floor tiles to regular or approved other pattern; bedding and jointing in cement sand (1:4) mortar, grouting with white cement</u>				
A	Quarter space or half space landing;	21	sm		
B	Treads; 300mm wide	173	lm		
C	Risers; 150mm wide	173	lm		
D	Skirtings; 100mm wide with rounded junction with wall finish and coved junction with floor finish	111	lm		
E	Open strings and closed strings; 370mm extreme width ditto.	82	lm		
	<u>METAL WORK</u>				
	<u>PURPOSE MADE UNITS</u>				
	<u>Balustrades</u>				
F	1000 mm long, 40mm diameter x 3mm thick CHS steel rods, fanged at one end built into concrete, other end welded and ground smooth	323	No.		
	<u>Bottom and Intermediate rails</u>				
G	25 x 25 x 2mm SHS frame	772	lm		
	<u>Handrail</u>				
H	50mm diameter x 2mm thick CHS moulded handrail welded to balustrades and ground smooth	193	lm		
	<u>Painting and Decorations</u>				
	<u>To metal surfaces</u>				
	<u>One coat etching primer; one undercoat; two coats super gloss oil paint to "Crown Paints" or other equal and approved</u>				
J	Small pipes	772	lm		
K	Frames; 100 to 200mm girth	516	lm		
	Carried to collection				

Item	Description	Q'ty	Unit	Rate	Amount KSh
	<u>Ceiling finishes</u>				
	<u>12mm (minimum) two-coat plaster; 9mm first coat of cement sand (1:6). 3mm second coat of cement and lime putty (1:10); steel trowelled to: -</u>				
A	Concrete soffits	765	sm		
B	Ditto to sloping soffits of staircase.	59	sm		
C	Ditto to soffits of landing	21	sm		
	<u>Painting and Decorations</u>				
	<u>On steel trowelled plastered surfaces</u>				
	<u>Prepare and apply one undercoat and three coats of first quality emulsion paint to the following surfaces</u>				
D	Concrete soffits	765	sm		
E	Ditto to sloping soffits of staircase.	59	sm		
F	Ditto to soffits of landing	21	sm		
	<u>Dropdown Suspended moulded gypsum plasterboard ceiling</u>				
G	12mm 'Rhino' gypsum plasterboard ceiling (flat) or equal and approved taped and edged with approved scrim joint filler, fixed at specified centres to and including metal grid system complete with steel hangers to Architect's approval with and including approved screws; including all cutting and trimming to light fittings. Ceiling heights as per Architectural sections.	2,025	SM		
	<u>Painting and Decorations</u>				
	<u>Prepare and apply one undercoat and three coats of first quality emulsion paint to the following surfaces</u>				
H	Gypsum boards	2,025	sm		
	<i>Carried to collection</i>				

Item	Description	Q'ty	Unit	Rate	Amount KSh
	<p><u>Wall cladding</u></p> <p><u>Laser cut 3mm thick mild steel panels; exceeding 300mm wide; to approved patterns; fixed to masonry or concrete surfaces fixed with 300 x 3mm mild steel anchors; all welding ground to smooth finish and including priming metal surfaces with zinc chromate primer before delivery to site and three coats gloss oil automotive spray paint finish; to manufacturers specifications all hung to Architect's detail</u></p>				
A	Triangular; Overall size 6000mm wide x 3600 mm high.	50	Sm		
	<i>Carried to collection</i>				
	<p><u>COLLECTION</u></p> <p>Brought forward from page 3/17</p> <p>Brought forward from page 3/18</p> <p>Brought forward from page 3/19</p> <p>Brought forward from page 3/20</p> <p>Brought forward from ABOVE</p>				
	TOTAL FINISHES CARRIED TO SUMMARY				

Item	Description	Q'ty	Unit	Rate	Amount KSh
	<u>ELEMENT NO. 8</u>				
	<u>FITTINGS & FIXTURES [PROVISIONAL]</u>				
	<u>VANITY WORKTOPS</u>				
	<u>Blockwork</u>				
A	100 mm thick reinforced with hoop iron at alternate courses approved local natural stone walling; chisel dressed both sides; bedding, jointing and pointing in cement sand (1:3) mortar	11	sm		
	<u>Plain concrete class 20/20 as described in: -</u>				
B	50mm thick plinth	8	sm		
C	75mm thick suspended worktop	8	sm		
	<u>Fabric; B.S. 4483</u>				
D	Reference A142 mesh 200 x 200 mm , weight 2.22 kgs per square meter (measured net - no allowance made for laps(including bends, tying wire and distance blocks	8	sm		
	<u>Sawn formwork to insitu concrete as described:-</u>				
E	To soffits of suspended worktop	8	sm		
F	Edges of suspended worktop, 75 to 150mm wide	15	lm		
G	Edges of plinth	15	lm		
	<u>12mm thick cement sand (1:3) screed, steel trowelled as described in: -</u>				
H	Concrete or blockwork base to walls; internal	22	sm		
	<u>Granite top</u>				
J	12mm thick approved granite fixed to worktop with and including approved adhesive	8	sm		
K	Extra; 100mm wide grounded edges to a smooth finish	15	lm		
	<u>Painting and decorations</u>				
	<u>Prepare and apply one undercoat and three coats of first quality plastic emulsion paint to: -</u>				
L	Plastered surfaces; internal	22	sm		
	TOTAL FITTINGS & FIXTURES CARRIED TO SUMMARY				

<i>Item</i>	<i>Description</i>	<i>Q'ty</i>	<i>Unit</i>	<i>Rate</i>	<i>Amount KSh</i>
	<u>BUILDER'S WORK SUMMARY</u>				
	<u>ELEMENT NO. DESCRIPTION</u>		<u>PAGE</u>		<u>AMOUNT</u>
1	SUBSTRUCTURES		3/4		
2	REINFORCED CONCRETE SUPERSTRUCTURES		3/7		
3	WALLING		3/8		
4	ROOFING & RAINWATER DISPOSAL		3/11		
5	DOORS		3/14		
6	WINDOWS		3/16		
7	FINISHES		3/21		
8	FITTINGS & FIXTURES		3/22		
	TOTAL BUILDER'S WORK CARRIED TO GRAND SUMMARY				

**PROPOSED ERECTION AND COMPLETION OF
DR. WILLIAM RUTO MULTI-PURPOSE HALL FOR
KAPSABET BOYS' HIGH SCHOOL**

BILL NO. 3.2 - EXTERNAL ABOLITION BLOCK

<i>Item</i>	<i>Description</i>	<i>Q'ty</i>	<i>Unit</i>	<i>Rate</i>	<i>Amount KSh</i>
	EXTERNAL ABOLUTION BLOCK & FOUL WATER DRAINAGE				
	<u>ELEMENT NO.1</u>				
	<u>SUBSTRUCTURES (All provisional)</u>				
	<u>Excavations</u>				
A	Clear site of all shrubs, bushes, trees and undergrowth including grubbing up of roots and dispose off as directed.	118	SM		
B	Excavate oversite average 200mm deep and cart away as directed	118	SM		
C	Excavation to reduce levels starting from stripped level not exceeding 1.5 meters deep and cart away	18	CM		
D	Excavate trenches for strip foundation not exceeding 1.5metres from reduced level	48	CM		
	<u>Filling and carting away</u>				
E	Return, fill and ram with selected and approved excavated material around excavations	25	CM		
F	Load and cart away excavated materials from site	41	CM		
	<u>Hardcore Fillings</u>				
G	300mm thick approved hardcore filling; well rolled, rammed and compacted in making up levels, in layers of 150mm maximum thickness.	108	SM		
H	50 mm murrum filling to hardcore surfaces, well rolled and levelled to receive concrete	108	SM		
	<u>Anti-termite treatment</u>				
J	Apply "Termidor" or any other similar and approved anti termite chemical treatment on blinded surfaces.	108	SM		
	<u>Damp Proof Membrane</u>				
K	500 gauge polythene sheeting with sides and end laps as described laid on blinded surfaces	108	SM		
	<u>Disposal of water</u>				
L	Keeping all excavations free from all water including spring or running water		Item		
	Carried to Collection				

<i>Item</i>	<i>Description</i>	<i>Q'ty</i>	<i>Unit</i>	<i>Rate</i>	<i>Amount KSh</i>
	<u>SUBSTRUCTURE-(CONTINUED)</u>				
	<u>Planking and strutting</u>				
A	Keeping all excavations free from all water including spring or running water		Item		
	<u>Concrete Work</u>				
	<u>Plain concrete (1:4:8) in</u>				
B	50mm Thick blinding to strip foundation	40	SM		
	<u>Vibrated reinforced concrete grade 20/20 (1:2:4) in:</u>				
C	Strip footing	8	CM		
D	150mm Thick ground bed	108	SM		
	<u>Sawn formwork to:</u>				
E	Sides of strip footing and pit collar	26	SM		
F	Edges of floor bed 75 - 150mm high	48	LM		
	<u>Reinforcement</u>				
	<u>Ribbed steel reinforcement bars as described to B.S. 4449; including cutting to length, bending and fixing including all necessary tying wires and spacing blocks (all provisional)</u>				
G	8mm diameter	79	KG		
H	10mm diameter	206	KG		
	<u>Steel fabric mesh reinforcement to B.S. 4483</u>				
J	No. A 142 fabric weighing 2.22Kg/sm fixed in bed	108	SM		
	<u>Natural stone walling in cement and sand (1:3) mortar and including reinforcing with 20 x 3mm thick hoop iron in every alternate course.</u>				
K	225mm Thick walling to strip footing	79	SM		
	<u>Plinths</u>				
L	12mm thick cement and sand (1:3) render to plinths	22	SM		
M	Prepare and apply three coats bituminous paint to rendered plinths	22	SM		
	Carried to Collection Below				

<i>Item</i>	<i>Description</i>	<i>Q'ty</i>	<i>Unit</i>	<i>Rate</i>	<i>Amount KSh</i>
	<p><u>COLLECTION</u></p> <p>Brought forward from page 3.2/1</p> <p>Brought forward from page ABOVE</p>				
	<p>TOTAL FOR ELEMENT NO. 1 CARRIED TO (SUBSTRUCTURES) SUMMARY</p>				

<i>Item</i>	<i>Description</i>	<i>Q'ty</i>	<i>Unit</i>	<i>Rate</i>	<i>Amount KSh</i>
	<u>ELEMENT NO. 2</u>				
	<u>RC SUPERSTRUCTURE</u>				
	<u>Vibrated reinforced concrete grade 20/20 (1:2:4) in:-</u>				
A	Ring Beam	3	CM		
	<u>Reinforcement</u>				
	<u>Ribbed steel reinforcement bars as described to B.S. 4449; including cutting to length, bending and fixing including all necessary tying wires and spacing blocks (all provisional)</u>				
B	8mm diameter	97	KG		
C	12mm diameter	173	KG		
	<u>Sawn formwork to:-</u>				
D	Sides and soffits of beams	38	SM		
	TOTAL FOR ELEMENT NO. 2 CARRIED TO (SUPERSTRUCTURE CONCRETE WORK) SUMMARY				

<i>Item</i>	<i>Description</i>	<i>Q'ty</i>	<i>Unit</i>	<i>Rate</i>	<i>Amount KSh</i>
	ELEMENT NO. 3				
	WALLING				
	<u>Natural stone or solid concrete block walling with a minimum of 7.0 N/mm2 average compressive strength to B.S 5390; bedded and jointed in cement and sand (1:3) mortar reinforcing with 20 x 3mm thick hoop iron in every alternate course to approval</u>				
A	150mm Thick walling; externally	101	SM		
B	Ditto gable wall	7	SM		
C	150mm Thick walling; internally	92	SM		
	<u>Eaves filing</u>				
D	200 mm eaves filling, 200mm high including dressing between rafters	42	LM		
	<u>Damp-proofing</u>				
E	150 mm Wide Hessian based bituminous felt damp proofing course laid and bedded on cement sand (1:3) mortar; externally	42	LM		
F	Ditto internally	38	LM		
	<u>Labour & Sundries</u>				
G	Extra over walling for horizontal recessed key pointing on masonry walling in 10mm thick cement sand mortar (1:3), one coat of bituminous paint	101	SM		
	TOTAL FOR ELEMENT NO. 3 CARRIED TO (WALLING) SUMMARY				

Item	Description	Q'ty	Unit	Rate	Amount KSh
	<u>ELEMENT NO. 4</u>				
	<u>ROOFING AND RAIN WATER DISPOSAL</u>				
	<u>(ALL PROVISIONAL)</u>				
	<u>Structural timbers: sawn cypress: celcure treated</u>				
A	100 x 50 mm Wall plate mounted with hoop iron at 1000mm c/c	30	LM		
B	100 x 50 mm Rafters	72	LM		
C	100 x 50 mm Struts and ties	72	LM		
D	100 x 50 mm Ceiling joists	54	LM		
E	75 x 50 mm Purlins	130	LM		
F	100 x 50 mm kingpost	11	LM		
G	100 x 50 mm ridge board	16	LM		
	<u>Prepainted galvanized corrugated iron sheets gauge 26 as manufactured by Mabati Rolling Mills or any other equal and approved (measured net- no allowance made for laps) laid on purlins (allow for translucent sheets in washrooms)</u>				
H	Roof covering <u>Wrot Cypress</u>	130	SM		
J	225 x 25mm Fascia or barge board <u>22g galvanized mild steel rainwater goods primed before fixing with lapped riveted and soldered joints including all labours</u>	49	LM		
K	150 x 150mm Box gutter fixed to fascia board with holder bats	33	LM		
L	100mm Diameter down pipes fixed to wall with clips <u>Accessories, fixing as necessary to roof</u>	11	LM		
M	Prepainted ridge cap 28gx320mm girth with stiffeners	33	LM		
	Carried to Collection				

<i>Item</i>	<i>Description</i>	<i>Q'ty</i>	<i>Unit</i>	<i>Rate</i>	<i>Amount KSh</i>
	<u>ROOFING-(CONTINUED)</u>				
	<u>Extra - over for</u>				
A	100 mm Diameter outlets	4	No.		
B	Rainwater swan neck bend	4	No.		
C	Stopped ends	4	No.		
D	Rainwater anti-splash shoe	4	No.		
	<u>Painting and Decoration</u>				
	<u>Prepare and apply three coats gloss oil paint on metal work surfaces</u>				
	<u>Externally on:-</u>				
E	Rainwater gutters	30	SM		
F	Down pipes: girth: 100mm - 200mm	11	LM		
	<u>Knot, prime and prepare and apply approved stain and two coats exterior wood preservative lacquer on wood surfaces to:</u>				
G	Surfaces 200 - 300mm girth	49	LM		
	Carried to Collection				
	<u>COLLECTION</u>				
	Brought forward from page 3.2/6				
	Brought forward from page ABOVE				
	TOTAL FOR ELEMENT NO. 4 CARRIED TO (ROOFING) SUMMARY				

Item	Description	Q'ty	Unit	Rate	Amount KSh
	<u>ELEMENT NO. 5</u>				
	<u>DOORS</u>				
	<u>30mm Thick match boarded door with approved softwood timber battens 100 x 25mm thick jointed with tongue and grooves supported with diagonal timber braces, 150 x 30mm thick ,horizontal timber ledges ,150 x 30 mm thick and vertical frames 150 x 30mm thick.</u>				
A	Single leaf door size 900 x 2100 mm high	20	NO		
B	Single swing door size 1200 x 2100 mm high	4	NO		
	<u>Wrot Mahogany or other equal and approved :-</u>				
C	150 x 50 mm; 2 No. labours; plugged door frame	124	LM		
	<u>Supply and fix the following to UNION catalogue or other equal and approved</u>				
	<u>To softwood, hardwood or the like fixing with screws</u>				
D	Aluminum tower bolts	24	NO.		
E	100mm Brass butts hinges	36	PRS		
	<u>To concrete or blockwork; fixing with bolts; plugging</u>				
F	Rubber door stop complete with 38 mm rawl bolt	24	NO.		
	<u>Painting and Decorations</u>				
	<u>Aluminum primer or other equal and approved wood primer before fixing: -</u>				
G	Backs of frame, board, etc. over 100mm but not exceeding 200mm girth	124	LM		
	<u>Prepare apply three coats polyurethane gloss oil paint from Crown or other equal and approved manufacturer (s) to timberwork</u>				
H	General surfaces of timber doors over 300mm girth	96	SM		
J	Frame over 200mm but not exceeding 300mm girth	124	LM		
	TOTAL FOR ELEMENT NO. 5 CARRIED TO SUMMARY				

Item	Description	Q'ty	Unit	Rate	Amount KSh
	<p>ELEMENT NO. 8</p> <p>WINDOWS</p> <p><u>Supply, assemble and fix the following purpose-made mild steel casement windows; standard metal section from approved manufacturer complete with frames, transoms, mullions to receive glazing panes and with and including permanent ventilators comprising "T" bar, gauze and 16 gauge sheet metal hood 50mm high x 50mm projection to full width of window, coupling mullions, complete with bronze handles, peg stays and other approved ironmongery and accessories and one coat manufacturer's primer; all welding ground to smooth finish.</u></p> <p><i>Steel; for glazing with putty, lugs to two jambs, cutting and pinning to concrete or blockwork, fixing to head and sill with screws; plugging</i></p>				
A	Window, overall size 500 x 600mm high	20	NO		
	<p>Glazing</p>				
B	4mm Thick obscure sheet glass panes over 0.1 but not exceeding 0.5 square meters; fixing with putty	6	SM		
	<p>Painting and Decorations</p> <p>On Metal work</p> <p><u>Prepare and apply three coats oil paint full gloss to Crown Solo or other equal and approved to: -</u></p>				
C	Generally to window surfaces; over 300mm girth internal and externally	12	SM		
	<p><u>Bull-nosed burnt clay, finishing fair on all exposed surfaces and hoisting and placing in position, bedding, jointing and pointing in pigmented cement and sand (1:3) mortar</u></p>				
D	150 x 25mm thick precast concrete window sill	16	LM		
TOTAL FOR ELEMENT NO. 8 CARRIED TO SUMMARY					

<i>Item</i>	<i>Description</i>	<i>Q'ty</i>	<i>Unit</i>	<i>Rate</i>	<i>Amount KSh</i>
	<u>ELEMENT NO. 6</u>				
	<u>FINISHES</u>				
	<u>Wall finishes</u>				
	<u>In situ finishes</u>				
	<u>Render; 15mm thick, 1 No. coat work of cement and sand (1:3); wood floated to concrete or blockwork base generally to: -</u>				
A	Ring beam and gable walling	24	SM		
	<u>Plaster: 15mm thick, 2 No. coat work, 12mm first coat of cement sand (1:3); 3mm second coat of cement and lime putty (1:9); steel troweled to concrete or blockwork base</u>				
B	Walls and beams; internal	321	SM		
	<u>Saj ceramic tiles or other equal and approved ceramic tiles to B.S. 1281; local; white glazed wall tiles to regular or approved other pattern; bedding and jointing in cement sand (1:3) mortar, grouting with white cement; fixed with approved adhesive</u>				
C	300 x 200 x 6mm thick; butt joints straight both ways; comprising of plastic edging all round and boarder tiles; to cement sand base (m/s) to walls internal	178	SM		
	<u>Prepare and apply one undercoat and three coats of first quality emulsion paint to the following surfaces</u>				
D	Rendered surfaces; external	24	SM		
	<u>Prepare and apply one undercoat and three finishing coats of interior quality emulsion equal and approved paint to:</u>				
E	Plastered walls	321	SM		
	Carried to Collection				

Item	Description	Q'ty	Unit	Rate	Amount KSh
	<u>Floor finishes</u>				
	<u>Insitu Finishings</u>				
	<u>Cement sand screed 1:4 mortar: to screeds, backings, beds etc in</u>				
A	32mm Thick bed screed to receive ceramic floor tiles (m/s)	108	SM		
	<u>330 x 330 x 8 mm non-slip ceramic floor tiles on screed backing (m.s) with straight joints and pointing in matching grout as described; fixed with approved adhesive</u>				
B	Floor level	108	SM		
C	Skirtings; 100mm High rounded junction with wall finish and straight junction with floor finish.		LM		
	<u>Supply, deliver and install the following drainage fittings complete with screws, couplers including holder bats and clipping to wall.</u>				
D	PVC soil waste pipe size 100mm diameter	19	LM		
E	PVC pipe sweep bend size 100mm diameter	6	NO.		
F	PVC vent cowl size 100mm diameter	6	NO.		
	Carried to Collection				
	<u>COLLECTION</u>				
	Brought forward from page				
	Brought forward from ABOVE				
	TOTAL FOR ELEMENT NO. 6 CARRIED TO SUMMARY				

Item	Description	Q'ty	Unit	Rate	Amount KSh
	ELEMENT NO. 6				
	<u>FOUL DRAINAGE</u>				
	<u>Excavate trench not exceeding 1.50 m deep including levelling, ramming bottom of excavations, preparing bed, part return, fill in and ram all as described: load, wheel, deposit, spread and level surplus excavated material where directed on site including maintaining and supporting sides of excavations and keeping free from water and fallen material: as described to</u>				
A	Trench for 150 mm diameter pipe, average 900 mm deep	200	Lm		
B	Extra over for excavation in rock of all classes	27	Cm		
	<u>Key terrain or other equal and approved buried waste and soil UPVC pipes and fittings.</u>				
C	150 mm diameter soil pipe laid in trench	100	Lm		
D	200 mm diameter soil pipe laid in trench	100	Lm		
	<u>Plain concrete Class 15 (25mm aggregates) as described in</u>				
E	Size 300 x 150 mm bed under pipes	200	Lm		
F	150 mm surround to 150 mm diameter pipes	100	Lm		
G	150 mm surround to 150 mm diameter pipes	100	Lm		
	<u>The following in inspection chambers</u>				
	<u>Rectangular manhole as per Engineers details : consisting of 100mm Class 25 concrete bed : 50mm class 10 concrete blinding : 250mm (average) benching : 150mm masonry, blockwork or concrete surround to pipe extending 200mm from external face of the wall : 100mm thick Class 25 cover slab : 125mm Class 25 concrete haunching to manhole cover frame reinforced with 16mm diameter mild steel bars to BS 44410 at 75mm and 150mm centres both ways : 12mm thick render (1:3) to sides of walls and to benching : step irons to BS 1247 built into concrete at 300mm centres : channels and bends : excavation and disposal from site : formwork (cover and frame measured separately)</u>				
H	Manholes size: 1050 x 1200 mm External dimensions x 1100 mm (average) deep to invert level	17	No		
	<u>Cast iron manhole cover and frame to B.S. 497 as manufactured by East Africa Foundry Works or other equal and approved:</u>				
J	Size 600 x 450 mm medium duty Grade B rectangular manhole cover and frame including bedding frame in cement mortar and setting cover in grease and coating all surfaces with bituminous paint.	17	No		
K	Allow for testing the whole of foul drainage	1	Item		
	TOTAL FOR ELEMENT NO. 6 CARRIED TO SUMMARY				

<i>Item</i>	<i>Description</i>	<i>Q'ty</i>	<i>Unit</i>	<i>Rate</i>	<i>Amount KSh</i>
	<u>SUMMARY</u>				
ELEMENT NO.	TITLE		PAGE NO.	AMOUNT	
1	SUBSTRUCTURE (ALL PROVISIONAL)		3.2/3		
2	CONCRETE WORK		3.2/4		
3	WALLING		3.2/5		
4	ROOF CONSTRUCTION.		3.2/7		
5	DOORS		3.2/8		
6	WINDOWS		3.2/9		
7	FINISHES		3.2/11		
8	FOUL WATER DRAINAGE		3.2/12		
	TOTAL FOR BUILDER'S WORKS CARRIED TO GRAND SUMMARY				

***SPECIFICATIONS & BILLS OF QUANTITIES FOR SUPPLY, INSTALLATION, TESTING AND
COMMISSIONING OF ELECTRICAL INSTALLATION WORKS***

TABLE OF CONTENTS

<u>TITLE</u>	<u>PAGE</u>
Contents	i)
SECTION B: General Specifications of Materials and Works.....	B/1-B/19
SECTION C: Schedule of Contract Drawings.....	C/1
SECTION D: Particular Specifications of Materials and Works.....	D/1-D/7
SECTION E: Schedule of Unit Rates.....	E/1-E/2
SECTION F: Bills of Quantities.....	F/1-F/6
SECTION G: Technical Schedule of Items to be supplied.....	G/1-G/2

SECTION B

GENERAL SPECIFICATIONS

OF

MATERIALS AND WORKS

GENERAL SPECIFICATIONS OF MATERIALS AND WORKS

- 2.1 General
- 2.2 Standard of Materials
- 2.3 Workmanship
- 2.4 Procurement of Materials
- 2.5 Shop Drawings
- 2.6 Record Drawings
- 2.7 Regulations and Standards
- 2.8 Setting out Works
- 2.9 Position of Electrical Plant and Apparatus
- 2.10 M.C.B Distribution Panels and Consumer Units
- 2.11 Fused Switchgear and Isolators
- 2.12 Conduits and Conduit Runs
- 2.13 Conduit Boxes and Accessories
- 2.14 Labels
- 2.15 Earthing
- 2.16 Cables and Flexible Cords
- 2.17 Armoured PVC Insulated and Sheathed Cables
- 2.18 Cable Supports; Markers and Tiles
- 2.19 PVC Insulated Cables
- 2.20 Heat Resisting Cables
- 2.21 Flexible Cords
- 2.22 Cable Ends and phase Colours
- 2.23 Cable Insulation Colours

- 2.24 Sub-circuit Wiring
- 2.25 Space Factor
- 2.26 Insulation
- 2.27 Lighting Switches
- 2.28 Sockets and Switched sockets
- 2.29 Fused Spur Boxes
- 2.30 Cooker Outlets
- 2.31 Connectors
- 2.32 Lamp holders
- 2.33 Lamps
- 2.34 lighting Fittings Street Lighting Lanterns
- 2.35 Position of Points and Switches
- 2.36 Street/Security Lighting Columns
- 2.37 Timing Control Switch
- 2.38 Wiring System for Street Lighting
- 2.39 Metal control Pillar
- 2.40 Current Operated Earth leakage circuit breaker
- 2.41 MV Switchboard
- 2.42 Steel Conduits and Steel Trunking
- 2.43 Testing on Site

2.1 GENERAL

This specification is to be read in conjunction with the drawings which are issued with it. Bills of quantities shall be the basis of all additions and omissions during the progress of the works.

2.2 STANDARD OF MATERIALS

Where the material and equipment are specifically described and named in the Specification followed by approved equal, they are so named or described for the purpose of establishing a standard to which the sub-contractor shall adhere.

Should the Sub-contractor install any material not specified herein before receiving approval from the proper authorities, the Engineer shall direct the Sub-contractor to remove the material in question immediately. The fact that this material has been installed shall have no bearing or influence on the decision by the Engineer.

All materials condemned by the Engineer as not approved for use, are to be removed from the premises and suitable materials delivered and installed in their place at the expense of the Sub-contractor. All materials required for the works shall be new and the best of the respective kind and shall be of a uniform pattern.

2.3 WORKMANSHIP

The workmanship and method of installation shall conform to the best standard practice. All work shall be performed by a skilled tradesman and to the satisfaction of the Engineer. Helpers shall have qualified supervision.

Any work that does not in the opinion of the Engineer conform to the best standard practice will be removed and reinstated at the Sub-contractor's expense.

Permits, Certificates or Licenses must be held by all tradesmen for the type of work; in which they are involved where such permits, certificates or licenses exist under Government legislation.

2.4 PROCUREMENT OF MATERIALS

The sub-contractor is advised that no assistance can be given in the procurement or allotment of any materials or products to be used in and necessary for the construction and completion of the work.

Sub-contractors are warned that they must make their own arrangements for the supply of materials and/or products specified or required.

2.5 SHOP DRAWINGS

Before manufacture or Fabrication is commenced the sub-contractor shall submit Two copies of detailed drawings of all control pillars, meter cubicles, medium voltage switchboards including their components showing all pertinent information including sizes, capacities, construction details, etc., as may be required to determine the suitability of the equipment for the approval of the Engineer. Approval of the detailed drawings shall not relieve the sub-contractor of the full responsibility of errors or the necessity of checking the drawings himself or of furnishing the materials and equipment and performing the work required by the plans and specifications.

2.6 RECORD DRAWINGS

These diagrams and drawings shall show the completed installation including sizes, runs and arrangements of the installation. The drawings shall be to scale not less than 1:50 and shall include plan views and section.

The drawings shall include all the details which may be useful in the operation, maintenance or subsequent modifications or extensions to the installation.

Three sets of diagrams and drawings shall be provided, all to the approval of the Engineer.

One coloured set of line diagrams relating to operating and maintenance instructions shall be framed and, mounted in a suitable location.

2.7 REGULATIONS AND STANDARDS

All work executed by the Sub-contractor shall comply with the current edition of the "Regulations" for the Electrical Equipment of Buildings, issued by the Institution of Electrical Engineers, and with the Regulations of the Local Electricity Authority.

Where the two sets of regulations appear to conflict, they shall be clarified with the Engineers. All materials used shall comply with relevant Kenya Bureau of Standards Specification.

2.8 SETTING OUT WORK

The sub-contractor at his own expenses; is to set out works and take all measurements and dimensions required for the erection of his materials on site; making any modifications in details as may be found necessary during the progress of the works, submitting any such modifications or alterations in detail to the Engineer before proceeding and must allow in his Tender for all such modifications and for the provision of any such sketches or drawings related thereto.

2.9 POSITIONS OF ELECTRICAL PLANT AND APPARATUS

The routes of cables and approximate positions of switchboards etc, as shown on the drawings shall be assumed to be correct for purpose of Tendering, but exact positions of all electrical Equipment and routes of cables must be agreed on site with the Engineer before any work is carried out.

2.10 MCB DISTRIBUTION PANELS AND CONSUMER UNITS

All cases of MCB Panels and consumer units shall be constructed in heavy gauge sheet with hinged covers.

Removable undrilled gland plates shall be provided on the top and bottom of the cases. Miniature circuit breakers shall be enclosed in moulded plastic with the tripping mechanism and arc chambers separated and sealed from the cable terminals.

The operating dolly shall be tripfree with a positive movement in both make and break position. Clear indication of the position of the handle shall be incorporated.

The tripping mechanism shall be on inverse characteristic to prevent tripping in temporary overloads and shall not be affected by normal variation in ambient temperature.

A locking plate shall be provided for each size of breaker; A complete list of circuit details on typed cartridge paper glued to stiff cardboards and covered with a sheet of Perspex, and held in position with four suitable fixings, shall be fitted to the inner face of the lids of each distribution panel. The appropriate MCB ratings shall be stated on the circuit chart against each circuit in use: Ivorine labels shall be secured to the insulation barriers in such a manner as to indicate the number of the circuits shown on the circuit chart.

Insulated barriers shall be fitted between phases, and neutrals in all boards, and to shroud live parts.

Neutral cables shall be connected to the neutral bar in the same sequence as the phase cables are connected to the MCB's. This shall also apply to earth bars when installed.

2.11 FUSED SWITCHGEAR AND ISOLATORS

All fused switchgear and isolators whether mounted on machinery, walls or industrial panels shall conform to the requirements of KS 04 – 226 PART: 1: 1985.

All contacts are to be fully shrouded and are to have a breaking capacity on manual operations as required by KS 04 – 182: 1980.

Fuse links for fused switches are to be of high rupturing capacity cartridge type, conforming to KS 04 – 183: 1978.

Isolators shall be load breaking/fault making isolators.

Fused switches and isolators are to have separate metal enclosures. Mechanical interlocks are to be provided between the door and main switch operating mechanism so arranged that the door may not be opened with the switch in the 'ON' position. Similarly; it shall not be possible to close the switch with the door open except that provision to defeat the mechanical interlock and close the switch with the door in the open position for test purposes. The 'ON' and 'OFF' positions of all switches and isolators shall be clearly indicated by a mechanical flag indicator or similar device. In T.P & N fused switch units, bolted neutral links are to be fitted.

2.12 CONDUITS AND CONDUIT RUNS

Conduit systems are to be installed so as to allow the loop-in system of wiring:

All conduits shall be black rigid super high impact heavy gauge class 'A' PVC in accordance with KS 04 – 179: 1988 and IEE Regulations. No conduit less than 20mm in diameter shall be used anywhere in this installation.

Conduit shall be installed buried in plaster work and floor screed except when run on wooden or metal surface when they will be installed surface supported with saddles every 600mm. Conduit run in chases shall be firmly held in position by means of substantial pipe hooks driven into wooden plugs.

The Sub-contractor's attention is drawn to the necessity of keeping all conduits entirely separate from other piping services such as water and no circuit connections will be permitted between conduits and such pipes.

All conduits systems shall be arranged wherever possible to be self-draining to switch boxes and conduit outlet points for fittings:

The systems, when installed and before wiring shall be kept plugged with well fitting plugs and when short conduit pieces are used as plugs, they shall be doubled over and tied firmly together with steel wire; before wiring all conduit systems shall be carried out until the particular section of the conduit installation is complete in every respect.

The sets and bends in conduit runs are to be formed on site using appropriate size bending springs and all radii of bends must not be less than 2.5 times the outside diameter of the conduit. No solid or inspection bends, tees or elbows will be used.

Conduit connections shall either be by a demountable (screwed up) assembly or adhesive fixed and water tight by solution. The tube and fittings must be clean and free of all grease before applying the adhesive. When connections are made between the conduit and switch boxes, circular or non-screwed boxes, care shall be taken that no rough edges of conduit stick out into the boxes.

Runs between draw in boxes are not to have more than two right angle bends or their equivalent. The sub-contractor may be required to demonstrate to the Engineers that wiring in any particular run is easily withdrawable and the sub-contractor may, at no extra cost to the contract; be required to install additional draw-in boxes required. If conduit is installed in straight runs in excess of 6000mm, expansion couplings as manufactured by Egatube shall be used at intervals of 6000mm.

Where conduit runs are to be concealed in pillars and beams, the approval of the Structural Engineer, shall be obtained. The sub-contractor shall be responsible for marking the accurate position of all holes chases etc, on site, or if the Engineer so directs, shall provide the Main Contractor with dimensional drawings to enable him to mark out and form all holes and chases. Should the sub-contractor fail to inform the main contractor of any inaccuracies in this respect they shall be rectified at the sub-contractor's expense.

It will be the Sub-contractor's responsibility to ascertain from site, the details of reinforced concrete or structural steelwork and check from the builder's drawings the positions of walls, structural concrete and finishes. No reinforced concrete or steelwork may be drilled without first obtaining the written permission of the Structural Engineer.

The drawings provided with these specifications indicate the appropriate positions only of points and switches, and it shall be the Sub-Contractors responsibility to mark out and centre on site the accurate positions where necessary in consultation with the Architect and the Engineer. The sub-contractor alone shall be responsible for the accuracy of the final position.

2.13 CONDUIT BOXES AND ACCESSORIES

All conduit outlets and junction boxes are to be either malleable iron and of standard circular pattern of the appropriate type to suit saddles being used or super high impact PVC manufactured to KS 04 – 179 : 1983.

Small circular pattern boxes are to be used with conduits up to and including 25mm outside diameter. Rectangular pattern adaptable boxes are to be used for conduits of 32mm outside diameter and larger. For drawing in of cables in exposed runs of conduit, standard pattern through boxes are to be used:

Boxes are to be not less than 50mm deep and of such dimensions as will enable the largest appropriate number of cables for the conduit sizes to be drawn in without excessive bending.

Outlet boxes for lighting fittings are to be of the loop-in type where conduit installation is concealed and the sub-contractor shall allow one such box per fitting, except where fluorescent fittings are specified when two such boxes per fitting shall be fitted flush with ceiling and if necessary fitted with break joint rings. Pattresses shall be fitted where required to outlets on surface conduit runs.

Adaptable boxes are two of PVC or mild steel (of not less than 12swg) and black enamelled or galvanised finish according to location. They shall be of square or oblong shape location. They shall be of square or oblong shape complete with lids secured by four 2 BA brass roundhead screws; No adaptable box shall be less than 75mm x 75mm x 50mm or larger than 300mm x 300mm x 75mm and shall be adequate in depth in relation to the size of conduit entering it. Conduits shall only enter boxes by means of conduit bushes.

2.14 LABELS

Labels fitted to switches and fuse boards; -

- (i) Shall be Ivorine engraved black on white.
- (ii) Shall be secured by R.H brass screws of same manufacturing throughout.
- (iii) Shall be indicated on switches: -
 - a) Reference number of switch
 - b) Special current rating
 - c) Item of equipment controlled
- (iv) Shall indicate on MCB panels
 - a) Reference number
 - b) Type of board, i.e.; lighting, sockets, etc.
 - c) Size of cable supplying panel
 - d) where to isolate feeder cable
- (v) Shall be generally not less than 75mm x 50mm.

2.15 EARTHING

The earthing of the installation shall comply with the following requirements; -

- (i) It shall be carried out in accordance with the appropriate sections of the current edition of the Regulations, for the Electrical Equipment of Buildings issued by Institute of Electrical Engineers of Great Britain.

- (ii) At all main distribution panels and main service positions a 25mm x 3mm minimum cross sectional area Copper tape shall be provided and all equipment including the lead sheath and armouring of cables, distribution boards and metal frames shall be bonded thereto.
- (iii) The earth tape in Sub-clause (ii) shall be connected by means of a copper tape or cable of suitable cross sectional area to an earth electrode which shall be a copper earth rod (see later sub-clause).
- (iv) All tapes to be soft high conductivity copper, untinned except where otherwise specified and where run underground on or through walls, floors, etc., it shall be served with corrosion resisting tape or coated with corrosion compound and braided
- (v) Where the earth electrode is located outside the building a removable test link shall be provided inside the building as near as possible to the point of entry to the tape, for isolating the earth electrode for testing purposes.
- (vi) Earthing of sub-main equipment shall be deemed to be satisfactory where the sub-main cables are M.I.C.S. or conduit with separate earth wire, and installation is carried out in accordance with the figures stated in the current edition of the I.E.E Regulations.
- (vii) Where an earth rod is specified (see Sub-clause (iii) it shall be proprietary manufacture, solid hand drawn copper of 15mm diameter driven into the ground to a minimum depth of 3.6M. It shall be made up to 1.2m sections with internal screw and socket joints and fitted with hardened steel tip and driving cap.
- (viii) Earth plates will not be permitted
- (ix) Where an earth rod is used the earth resistance shall be tested in the manner described in the current edition of the IEE Regulations, by the Sub-Contractor in the presence of the Engineer and the Sub-Contractor shall be responsible for the supply of all test equipment.
- (x) Where copper tape is fixed to the building structure it shall be by means of purpose made non-ferrous saddles which space the conductor away from the structure a minimum distance of 20mm. Fixings, shall be made using purpose made plugs; No fixings requiring holes to be drilled through the tape will be accepted.
- (xi) Joints in copper tape shall be tinned before assembly riveted with a minimum of two copper rivets and seated solid.
- (xii) Where holes are drilled in the earth tape for connection to items of equipment the effective cross sectional area must not be less than required to comply with the IEE regulations.
- (xiii) Bolts, nuts and washers for any fixing to the earth tape must be of non-ferrous material.
- (xiv) Attention is drawn to the need for the earthing metal parts of lighting fittings and for bonding ball joint suspension in lighting fittings.

2.16 CABLES AND FLEXIBLE CORDS

All cables used in this Sub-Contract shall be manufactured in accordance with the current appropriate Kenya standard Specification which are as follows:-

P.V.C. Insulated Cables and Flexible Cords	---	Ks 04-192:1988
P.V.C Insulated Armoured Cables	---	Ks 04-194:1990
Armouring of Electric cables	---	Ks 04-290:1987

The successful Sub-Contractor will, at the Engineers discretion be required to submit samples of cables for the Engineers approval; the Engineer reserves the right to call for the cables of an alternative manufacture without any extra cost being incurred.

P.V.C. insulated cables shall be 500/1000 volt grade. No cables smaller than 1.5mm² shall be used unless otherwise specified. The installation and the finish of cables shall be as detailed in later clauses. The colour of cables shall conform to the details stated in the "Cable Braid and insulation Colours" Clause.

2.17 ARMoured P.V.C. INSULATED AND SHEATHED CABLES:

Shall be 600/1000 volt grade manufactured to Ks 04-194:1988 and Ks 04-187/188 with copper stranded conductors.

The wire armour of the cable shall be used wholly as an earth continuity conductor and the resistance of the wire armour shall have a resistance not more than twice of the largest current carrying conductor of the cable.

P.V.C./S.W.A./P.V.C. cables shall be terminated using "Telecom" "B" type or approved equal or approved equal glands and a P.V.C. tapered sleeve shall be provided to shroud each gland.

2.18 CABLE SUPPORTS, MARKERS AND TILES

All PVC/SWA/PVC cables run inside the building shall be fixed in rising ducts or on ceilings by means of die cast cable hooks or clamps, of appropriate size to suit cables, fixed by studs and back nuts to their channel sections.

Alternatively, fixing shall be by BICC claw type cleating system with die-cast cleats and galvanised mild steel back straps or similar approved equal method. For one or two cables run together the cleats shall be fixed a special channel section supports or backstraps described above which shall in turn be secured to walls or ceilings of ducts by rawbolts.

In excessively damp or corrosive atmospheric conditions special finishes may be required and the Sub-contractor shall apply to the Engineer for further instructions before ordering cleats and channels for such areas.

The above type of hooks and clamps and channels or cleats and blackstraps shall also be used for securing cables in vertical ducts.

Cables supports shall be fixed at 600mm maximum intervals, the supports being supplied and erected under this Sub-contract. Saddles shall not be used for supporting cables nor any other type of fixing other than one of the two methods described above or other system which has received prior approval of the Engineer;

Cables are to be kept clear of all pipe work and the Sub-contractor shall work in close liaison with other services Sub-contractors.

The Sub-Contractor shall include for the provision of fixing of approved type coloured slip on cables end markers to indicate permanently the correct phase and neutral colours on all ends.

Provision shall be made for supplying and fixing approved non-corrosive metal cable markers to be attached to the outside of all PVC/SWA/PVC cables at 15mm intervals indicating cable size and distinction.

Where PVC/SWA/PVC cables are outside the building they shall be laid underground 750mm deep with protecting concrete interlocking cover tiles laid over which shall be provided and laid under this Sub-contract.

All necessary excavations and reinstatement of ground including sanding or trenches will be carried out by the Sub-Contractor, unless otherwise stated.

2.19 **PVC INSULATED CABLES**

Shall be of non-braided type as CMA reference 6491 x 600/1000/1000-volt grade cables, or equal approved.

PVC cables shall conform to the details of the "Cables and Flexible cords" and "Cable Braid and Insulation Colours" clauses.

2.20 **HEAT RESISTING CABLES**

Final connections to cookers, water heaters, etc., shall be made using butyl rubber insulated cable as CMA reference 610 butyl (Single core 600/1000 Volt).

This type of cable shall be used in all instances where a temperature exceeding 100°F, but not exceeding 150°F is likely to be experienced. Final connections to all lighting fittings (and other equipment where a temperature in excess of 150°C likely to be experienced) shall be made using silicon rubber insulated cable or equal and approved.

2.21 **FLEXIBLE CORDS**

Shall be in accordance with the "Cable and Flexible Cords" clause. No cord shall be less than 24/0.2mm in size unless otherwise specified.

Circular white twin TRS flex shall be used for plain pendant fittings up to 100 watts. For all other types of lighting fittings, the flexible cable shall be silicone rubber insulated.

No polythene insulated flexible cable shall be used in any lighting fitting or other appliance (see "Heat Resisting Cables" Clause 30).

2.22 CABLE ENDS AND PHASE COLOURS

All cable ends connected up in switchgear, MCB panels etc, shall have the insulation carefully cut back and the ends sealed with Hellaerman rubber slip on cable end markers.

The markers shall be of appropriate phase colour for switch and all other live feeds to the details of the "Cable Insulation Colours" clause. Black cable with black end markers shall only be used for neutral cables.

2.23 CABLE INSULATION COLOURS

Unless otherwise stated in later clauses the insulation colours shall be in accordance with the following table.

Where other systems are installed the cable colours shall be in accordance with the details stated in the appropriate clause.

<u>SYSTEM</u>	<u>INSULATION COLOUR</u>	<u>CABLE END MARKER</u>
1) Main and Sub-Main		
a) Phase	Red	Red
b) Neutral	Black	Black
2) Sub-Circuits Single Phase		
a) Phase	Red	Red
b) Neutral	Black	Black

2.24 SUB-CIRCUIT WIRING

For all lighting and sockets wiring shall be carried out in the "looping in" system and there shall be no joints whatsoever. No lighting circuits shall comprise more than 20 points when protected by 10A MCB. Cables with different cross-section area of copper shall not be used in combination.

Lighting circuits P.V.C. cable.

(i) 1.5mm² for all lighting circuits indicated on the drawing.

Power circuits P.V.C cable (minimum sizes).

(ii) 2.5mm² for one, two or three 5Amp sockets wired in parallel.

(iii) 2.5mm² for one 15Amp socket.

(iv) 2.5mm² for maximum of ten switched 13 Amp sockets wired from 30 Amp MCB.

The wiring sizes for lighting circuits and sockets are shown on the drawings. In such cases, the sizes shown on the drawings shall prevail over the sizes specified.

Wiring sizes for other appliances shall be shown on the drawing or specified in later clauses of this specification.

2.25 SPACE FACTOR

The maximum number of cables that may be accommodated in a given size of conduit or trunking or duct is not to exceed the number in Tables B.5 and B.6 or as stated in Regulation B.91, B.117 and B.118 of the I.E.E Regulations whichever is appropriate.

2.26 INSULATION

The insulation resistance to earth and between poles of the whole wiring system, fittings and lumps, shall not be less than the requirements of the latest edition of the I.E.E Regulations. Complete tests shall be made on all circuits by the Sub-contractor before the installations are handed over.

A report of all tests shall be furnished by the Sub-Contractor to the Engineer. The Engineer will then check test with his own instruments if necessary.

2.27 LIGHTING SWITCHES

These shall be mounted flush with the walls, shall be contained in steel or alloy boxes and shall be of the gangs' ratings and type shown in the drawings. They shall be as manufactured by M.K. Electrical Ltd., or other equal and approved to KS 04 – 247: 1988

2.28 SOCKETS AND SWITCHED SOCKETS

These shall be flush pattern in steel/pvc box and shall be of the gangs and type specified in the drawings.

They shall be 13- Amp, 3-pin, shuttered, switched and as manufactured by "M.K. Electrical Co. Ltd.", or other approved equal to KS 04 – 246: 1987

2.29 FUSED SPUR BOXES

These shall be flush, D.P switched as in steel/pvc box and of type and make specified in the drawings complete with pilot light and as manufactured by "M. K. Electrical Company Ltd", or other approved equal. KS 04 – 247: 1988

2.30 COOKER OUTLETS

These shall be flush mounted with 13-A switched socket outlet and neon indicator Lamps.

The cooker control units shall be as manufactured by "M.K. Electrical Company Ltd", or other approved equal KS 04 – 247: 1988

2.31 CONNECTORS

Shall be specified in the drawings and appropriate rating. These shall be fitted at all conduit box lighting point outlets for jointing of looped P.V.C cables with flexible cables of specified quality.

2.32 LAMPHOLDERS

Shall be of extra heavy H.O skirted and shall be provided for every specified lighting fitting and shall be B.C; E.S;, or G.E.S as required. All E.S. and G.E.S. holders shall be heavy brass type (except for plain pendants where the reinforced bakelite type shall be used). The screwed cap of the E.S and G.E.S. holders shall be connected to the neutral.

Where lampholders are supported by flexible cable, the holders shall have "cord grip" arrangements and in the case of metal shades earthing screws shall be provided on each of the holders.

The Sub-Contractor must order the appropriate type of holder when ordering lighting fittings, to ensure that the correct types of holders are provided irrespective of the type normally supplied by the manufacturers.

2.33 LAMPS

All lamps shall be suitable for normal stated supply voltage and the number and sizes of lamps detailed on the drawings shall be supplied and fixed. The Sub-Contractor must verify the actual supply voltage with the supply authority before ordering the lamps.

Tungsten filament lamps shall be manufactured in accordance with KS 04 – 112:1978 for general service lamps and KS 04 – 307:1985 for lamps other than general services. Tubular fluorescent lamps shall comply with KS 04 – 464:1982

Pearl lamps shall be used in all fittings unless otherwise specified.

2.34 LIGHTING FITTINGS AND STREET LIGHTING LANTERNS

This Sub-Contract shall include for the provision, handling charges, taking the delivery, safe storage, wiring (including internal wiring) assembling and erecting of all lighting fittings shown on the drawings.

All fittings and pendants shall be fixed to the conduit boxes with brass R/H screws. These to be in line with metal finish of fittings. The lighting fittings are detailed for the purpose of establishing a high standard of finish and under no circumstances will substitute fittings be permitted.

In case of rectangular shaped ceiling fittings, the extreme ends of the fittings shall be secured to suitable support in addition to the central conduit box fittings. Supports shall be provided and fixed by the Sub-Contractor.

The whole of the metal work of each lighting fittings shall be effectively bonded to earth. In the case of ball and/or knuckle joints short lengths of flexible cable shall be provided, bonded to the metal work on either side of the joints. If the above provisions are not made by the manufacturers -, the Sub-contractor shall include cost of additional work necessary in his tender. See "Flexible Cords" clause for details of internal wiring of lighting fittings.

Minimum size of internal wiring shall be 20/0.20mm (23/0067). Each lighting fitting shall be provided with number type and size of lamps as detailed on the drawings. It is to be noted that some fittings are suspended as shown on the drawings.

Where two or more points are shown adjacent to each other on the drawings, e.g. socket outlet and telephone outlet, they shall be lined up vertically or horizontally on the centre lines of the units concerned.

Normally, the units shall be lined up on vertical centre lines, but where it is necessary to mount units at low level they shall be lined up horizontally.

2.35 POSITIONS OF POINTS AND SWITCHES

Although the approximate positions of all points are shown on the drawings, enquiry shall be made as to the exact positions of all M.C.B panels, lighting points, socket outlets etc, before work is actually commenced. The Sub-contractor must approach the Architect with regard to the final layout of all lights on the ceiling and walls.

The Sub-contractor must consult with the Engineer in liaison with the Clerk of Works, or the General Foreman on site regarding the positions of all points before fixing any conduit etc. The Sub-Contractor shall be responsible for all alterations made necessary by the non-compliance with the clause.

2.36 STREET/SECURITY OUTDOOR LIGHTING COLUMNS:

The column shall be at a minimum of 225mm in the ground on 75mm thick concrete foundations and the pole up to 150mm shall be surrounded with concrete. The top bracket and plain section of the columns shall be common to and interchangeable with all brackets with maximum mismatching tolerance of 3mm between any pole and bracket. After manufacture and before erection the columns shall be treated with an approved mordant solution which shall be washed off and the whole allowed to dry. Thereafter, the columns shall be painted with one undercoat and two coats of gloss paint to an approved colour. All columns shall be complete with fused cut-outs.

2.37 TIMING CONTROL SWITCH

These shall be installed where shown on the drawings. Photocell timing control circuits which will operate 'on' with a specified level of darkness and 'off' with a given level of light. The initial adjustment will be done with approval of the Electrical Engineer.

2.38 WIRING SYSTEM FOR STREET LIGHTING

Cables shall be as indicated on the drawings, and shall be laid in a cable trench 450mm deep along the road sides and 600mm deep across the roads and 900mm away from the road kerb or 1500mm away from the edges of the road. 'Loop-in' and 'Loop-out' arrangement shall be used at every pole. Wiring to the lanterns on each pole shall be with 1.5mm² PVC twin insulated and sheathed cable with earth wire shall be laid at least 600mm below the finished road level on a compact bed of murrum at least 50mm thick and covered with a concrete surrounded 150mm thick.

2.39 METAL CONTROL PILLAR

These shall be metal clad and fabricated as per contract drawings and specification. The Sub-Contractor shall supply, install, test and commission control pillars including supplying, fixing connecting switchgears as detailed on the appropriate drawings.

2.40 CURRENT OPERATED EARTH LEAKAGE CIRCUIT BREAKER

Current operated earth leakage circuit breaker shall conform to B.S.S. 4293:68 rated at 240 volts D.P. 50 cycles A.C. Mains.

The breaker shall be provided with test switch and fitted in weather proof enclosure for surface mounting. The rated load current and earth fault operating current shall be as specified in the drawings. These shall be as manufactured by Crabtree, Siemens or other equal and approved.

2.41 M.V. SWITCHBOARD AND SWITCHGEAR

The switchboard shall be manufactured in accordance with KS04-226 which co-ordinates the requirements for electrical power switchgear and associated apparatus. It is not intended that this K.S. should cover the requirements for specified apparatus for which separate Kenyan Standard exist. All equipment and material used in the switchboard shall be in accordance with the appropriate Kenya Standard.

The switchboard shall comprise the equipment shown on the drawings together with all current transformers, auxiliary fuses, labels, small wiring and interconnections necessary for the satisfactory operation of the switchboard.

The Switchboard shall be of the flush fronted, enclosed, metal clad type with full front or rear access as called for in the particular specifications, suitable for indoor use, sectionalized as necessary to facilitate transport and erection. The maximum height of the switchboard is to be approximately 2.0 metres. A suitable connection chamber containing all field terminals shall be provided at the top or bottom of the switchboard as appropriate.

Before manufacture, the Sub-Contractor shall submit to the consulting Engineer for approval of detailed drawings showing the layout, construction and connection of the switchboard.

All bus-bars and bus-bar connections shall consist of high conductivity copper and be provided in accordance with KS 04-226: 1985. The bus-bars shall be clearly marked with the appropriate phase and neutral colours which should be red, yellow, blue for the phases and black for neutral. The bus-bars shall be so arranged in the switchboard that the extensions to the left and right may be made in the future with ease should the need arise.

Small wiring, which will be neatly arranged and cleated, shall be executed in accordance with B.S. 158 and the insulation of the wiring shall be coloured according to the phase or neutral connection.

Switches and fuse switches, shall be in strict accordance with KS04-183:1978 Class 2 switches. Means of locking the switch in the "OFF" position shall be provided.

All fuse switches shall comply with KS04-183:1978, PARTS 2 and 3 a fault rating at least equal to the fault rating of the switchboard in which they are installed. Cartridge fuse links to KS 04-183:1978 category A.C. 46, class Q1 and fusing factor not exceeding 1.5 shall be supplied with each fused switch.

Mounting arrangements shall be such that individual complete fuse switches may be disconnected and withdrawn when necessary without extensive dismantling work.

When switches are arranged in their formation all necessary horizontal and vertical barriers shall be provided to ensure segregation from adjacent units. Means of locking the switch in the "OFF" position shall be provided.

2.42 STEEL CONDUITS AND STEEL TRUNKING

Conduits shall be of heavy gauge class "B" welded to Standard specification KS 04-180:1985. In no case will conduit smaller than 20mm diameter be used on the works. Conduits installed within buildings shall be black enamelled finish except where specified otherwise. Where installed externally or in damp conditions they shall be galvanised. Conduit fittings, accessories or equipment used in conjunction with galvanised conduits shall also be galvanised or otherwise as approved by the service engineer.

Metal trunking shall be fabricated from mild steel of not less than 18 swg. All sections of trunking shall be rigidly fixed together and attached to the framework or fabric or the building at intervals of not less than 1.2m. Joint trunking shall not overhang fixing points by more than 0.5m.

All trunking shall be made electrically continuous by means of 25 x 3mm copper links across each joint and where the trunking is galvanised, the links shall be made by galvanised flat iron strips.

All trunking fittings (i.e. Bends, tees, etc) shall leave the main through completely clear of obstructions and continuously open except through walls and floors at which points suitable fire resisting barriers shall be provided as may be necessary. The inner edge of bends and tees shall be chamfered where cables larger than 35mm² are employed.

Where trunking passes through ceilings and walls the cover shall be solidly fixed to 150mm either side of ceilings and floors and 50mm either side of walls.

Screws and bolts securing covers to trunking or sections of covers together shall be arranged so that damage to cables cannot occur either when fixing covers or when installing cables in the trough.

Where trunking is used to connect switchgear or fuseboards, such connections shall be made by trunking fittings manufactured for this purpose and not by multiple conduit couplings.

Where vertical sections of trunking are used which exceed 4.5m in length, staggered tie off points shall be provided at 4.5m intervals to support the weight of cables.

Unless otherwise stated, all trunking systems shall be painted as for conduit.

Where a wiring system incorporates galvanised conduit and trunking, the trunking shall be deemed to be galvanised unless specified otherwise.

The number of cables to be installed in trunking shall be such as to permit easy drawing in without damage to the cables, and shall in no circumstances be such that a space factor of 45% is exceeded.

Conduit and trunking shall be mechanically and electrically continuous. Conduit shall be tightly screwed between the various lengths so that they butt at the socketed joints. The internal edges of conduit and all fittings shall be smooth, free from burrs and other defects.

Oil and any other insulating substance shall be removed from the screw threads; where conduits terminate in fuse-gear, distribution boards, adaptable boxes, non-spouted switchboxes, etc., they shall, unless otherwise stated, be connected thereto by means of smooth bore male brass bushes, compression washers and sockets. All exposed threads and abrasions shall be painted using an oil paint for black enameled tubing and galvanizing paint for galvanised tubing immediately after the conduits are erected. All bends and sets shall be made cold without altering the section of the conduit.

The inner radius of the bend shall not be less than four (4) times the outside diameter of the conduit. Not more than two right angle bends will be permitted without the inter-position of a draw-in-box. Where straight runs of conduit are installed, draw-in-boxes shall be provided at distances not exceeding 15m. No tees, elbows, sleeves, either of inspection or solid type, will be permitted.

Conduit shall be swabbed out prior to drawing in cables, and they shall be laid so as to drain of all condensed moisture without injury to end connections.

Conduits and trunking shall be run at least 150mm clear of hot water and steam pipes, and at least 75mm clear of cold water and other services unless otherwise approved by the services engineer.

All boxes shall conform to KS 04 – 668: 1986, to be of malleable iron, and black enamelled or galvanized according to the type of conduit specified. All accessory boxes shall have threaded brass inserts.

Box lids where required shall be heavy gauge metal, secured by means of zinc plated or cadmium plated steel screws.

All adaptable boxes and lids of the same size shall be interchangeable.

Boxes used on surface work are to be tapped or drilled to line up with the conduit fixed in distance type saddles allowing clearance between the conduit and wall without the need for setting the conduit.

Where used in conjunction with mineral insulated copper sheathed cable, galvanized boxes shall be used and painted after erection.

Draw-in boxes in the floors are generally to be avoided but where they are essential they must be grouped in positions approved by the services engineer and covered and by the suitable floor traps, with non-ferrous trays and covers.

The floor trap covers are to be recessed and filled in with a material to match the floor surface.

The Sub-contractor must take full responsibility for the filling in of all covers, but the filling in material will be supplied and the filling carried out by the main building contractor.

Where buried in the ground outside the building the whole of the buried conduit is to be painted with two coats of approved bitumastic composition before covering up.

Where run on the surface, unpainted fittings and joints shall be painted with two coats of oil bound enamel applied to rust and grease free metalwork.

2.43 TESTING ON SITE

The Sub-contractor shall conduct during and at the completion of the installation and, if required, again at the expiration of the maintenance period, tests in accordance with the relevant section of the current edition of the Regulations for the electrical equipment of buildings issued by the I.E.E of Great Britain, the Government Electrical Specification and the Electric Supply Company's By-Laws.

- (a) Tests shall be carried out to prove that all single pole switches are installed in the 'live' conductor.
- (c) Tests shall be carried out to prove that all socket outlets and switched socket outlets are connected to the 'live' conductor in the terminal marked as such, and that each earth pin is effectively bonded to the earth continuity system. Tests shall be carried out to verify the continuity of all conductors of each 'ring' circuit.
- (d) Phase tests shall be carried out on completion of the installation to ensure that correct phase sequence is maintained throughout the installation. Triplicate copies of the results of the above tests shall be provided within 14 days of the witnessed tests and the Sub-contractor will be required to issue to the service engineer the requisite certificate upon completion as required by the regulations referred to above.
- (e) Any faults, defects or omissions or faulty workmanship, incorrectly positioned or installed parts of the installation made apparent by such inspections or tests shall be rectified by the Sub-contractor at his own expense.
- (f) The Sub-contractor shall provide accurate instruments and apparatus and all labour required to carry out the above tests. The instruments and apparatus shall be made available to the services engineer to enable him to carry out such tests as he may require.
- (g) The Sub-contractor shall generally attend on other contractors employed on the project and carry out such electrical tests as may be necessary.
- (h) The Sub-contractor shall test to the services engineer's approval and as specified elsewhere in this specification or in standards and regulations already referred to, all equipment, plant and apparatus forming part of the works and before connecting to any power or other supply and setting to work.
- (i) Where such equipment, etc., forms part of or is connected to a system whether primarily or of an electrical nature or otherwise (e.g. air conditioning system) the Sub-contractor shall attend on and assist in balancing, regulating testing and commissioning, or if primarily an electrical or other system forming part of works, shall balance, regulate, test and commission the system to the service engineer's approval.

APPENDIX TO GENERAL SPECIFICATIONS OF MATERIALS AND WORKS

The electrical sub-contractor shall comply with the following: -

1. Government Electrical Specifications No. 1 and No. 2.
2. All requirements of Kenya Power and Lighting Company Limited, and Communications Authority of Kenya (CAK).

SECTION C

SCHEDULE OF CONTRACT DRAWINGS

SCHEDULE OF CONTRACT DRAWINGS

DRAWING NO.	DRAWING TITLE
As shall be issued by the Regional Works Officer – North Rift Region	As shall be issued by the Regional Works Officer – North Rift Region

SECTION D
PARTICULAR SPECIFICATIONS
OF
MATERIALS AND WORKS

PARTICULAR SPECIFICATIONS

1.00 SITE LOCATION

The site of the proposed works is at **KAPSABET BOYS HIGH SCHOOL**

2.00 SCOPE OF WORKS

The works to be carried out under this sub-contract comprise supply, installation, testing and commissioning of the following: -

a) **Electrical Works**

This shall include conduiting, cabling, fittings and accessories.

b) **Telephone and data installation**

This shall include conduiting, Trunking and telephone outlet plates.

3.00 MATERIALS FOR THE WORKS

Materials shall be as specified in Section D and in the Bills of Quantities of this document which shall be read in conjunction with contract drawings. Alternative materials shall be accepted only after approval by the Project Manager.

4.00 BROCHURES FOR FIRE ALARM PANEL & ANY ELECTRICAL EQUIPMENT AND FITTINGS

For consideration and qualification tenderers shall, at their own cost, provide coloured manufacturer's brochures detailing technical literature and specifications where applicable.

5.00 MINIMUM SPECIFICATIONS FOR LED LIGHTING FITTINGS

- i. Power Factor: ≥ 0.9
- ii. Operating Frequency Range: 45 – 55Hz
- iii. Operating Voltage Range: 130 – 300Vac
- iv. Operating Hours: $\geq 50,000$ Hrs
- v. Correlated Colour Temperature (CCT): ≥ 6000 K
- vi. Total Harmonic Distortion: $< 15\%$
- vii. Efficiency ≥ 90 Lumens/watt

Bidders must provide Technical Brochures to assess their technical compliance with these specifications

6.00 30kva UPS

- (a) Voltage – 3-Phase, 415V
- (b) Frequency – 50Hz
- (c) Input power factor – ≥ 0.9
- (d) Output power factor – > 0.8
- (e) Total Harmonic Distortion: $< 2\%$ at 100% linear load; $< 4\%$ at 100% non-linear load

6.0 30kva UPS

- (a) Voltage: - 415V $\pm 20\%$
- (b) Output Voltage: 415V $\pm 2\%$
- (c) Frequency – 50Hz
- (d) Input power factor – ≥ 0.9
- (e) Efficiency: $\geq 98\%$
- (f) Operation: High precision, full-automatic, No noise, contactless and fast response rate etc.

Bidders must provide Technical Brochures to assess their technical compliance with these specifications

SECTION E

SCHEDULE OF UNIT RATES

1. The tenderer shall insert unit rates against the items in the following schedules and may add such other items as he considers appropriate.
2. The unit rates shall include for supply, transport, insurance, delivery to site, storage as necessary, assembling, cleaning, installing, connecting, profit and maintenance in defects liability and any other obligation under this contract.
3. The unit rates will be used to assess the value of additions or omissions arising from authorised variations to the contract works.
4. Where trade names or manufacturer's catalogue numbers are mentioned in the specification, the reference is intended as a guide to the type of article or quality of material required. Alternative brands of **equal** and **approved** quality will be accepted.
5. The prices quoted shall be deemed to include for all obligations under the sub-contract including but not limited to supply of materials, labour, delivery to site, storage on site, installation, testing, commissioning and all taxes (including **16% V.A.T, 3 % Withholding tax and all other taxes applicable at the time of tender**).

(To be completed by the Tenderer)

Item	Description	Qty	Unit	Rate (Kshs)
	Supply, install, test and commission the following items:			
1	SC/PVC copper cable drawn in concealed HG/PVC conduits			
	a) 3 x 10.0 mm ² in 25mm diameter conduit	1	Lm	
	b) 3 x 16.0 mm ² in 25mm diameter conduit	1	Lm	
2.0	PVC/SWA/PVC copper cable c/w appropriate cable lugs and glands			
	a) 4.0 mm ² 2 - Core	1	Lm	
	b) 10.0 mm ² 2 - Core	1	Lm	
	c) 16.0 mm ² 2 - Core	1	Lm	
3.0	PVC/SWA/PVC copper cable c/w appropriate cable lugs and glands			
	a) 35.0 mm ² 4 - Core	1	Lm	
	b) 50.0 mm ² 4 - Core	1	Lm	
	c) 85.0 mm ² 4 - Core	1	Lm	
4.0	PVC/SWA/PVC copper cable c/w appropriate cable lugs and glands			
	a) 63A, TPN, Adjustable TP MCCB	1	Lm	
	b) 150A, TPN, Adjustable TP MCCB	1	Lm	
	c) 200A, TPN, Adjustable TP MCCB	1	Lm	

SECTION F

BILLS OF QUANTITIES

A) PRICING OF PRELIMINARIES ITEMS

Prices will be inserted against item of preliminaries in the Contractor's Bills of Quantities and specification. These Bills are designated as Bill No.1 in this Section. Where the Contractor fails to insert his price in any item he shall be deemed to have made adequate provision for this on various items in the Bills of Quantities. The preliminaries form part of this contract and together with other Bills of Quantities covers for the costs involved in complying with all the requirements for the proper execution of the whole of the works in the contract.

The Bills of Quantities are divided generally into three sections:

(a) Preliminaries – Bill No.1

Contractor's preliminaries are as per those described in section C – Contract Preliminaries and General Conditions of Contract. The Contractor shall study the conditions and make provision to cover their cost in this Bill. The number of preliminary items to be priced by the Tenderer has been limited to tangible items such as site office, temporary works and others. However the Tenderer is free to include and price any other items he deems necessary taking into consideration conditions he is likely to encounter on site.

(b) Installation Items – Other Bills

- (i) **The brief description of the items in these Bills of Quantities should in no way modify or supersede the detailed descriptions in the contract Drawings, conditions of contract and specifications.**
- (ii) **The unit of measurements and observations are as per those described in clause 1.0 5 of the section C.**

(c) Summary

The summary contains tabulation of the separate parts of the Bills of Quantities carried forward with provisional sum, contingencies and any prime cost sums included. The Contract shall insert his totals and enter his grand total tender sum in the space provided below the summary.

This grand total tender sum shall be entered in the Form of Tender provided elsewhere in this document.

SPECIAL NOTES TO THE BILLS OF QUANTITIES

1. The Bills of Quantities form part of the contract documents and are to be read in conjunction with the contract drawings and general specifications of materials and works.
2. The prices quoted shall be deemed to include for all obligations under the sub-contract including but not limited to supply of materials, labour, delivery to site, storage on site, installation, testing, commissioning and all taxes (including **16% V.A.T, 3 % Withholding tax and all other taxes applicable at the time of tender**).

In accordance with Government policy, the 16% V.A.T and 3% withholding Tax **shall be deducted** from all payments made to the tenderer, and the same shall be forwarded to the **Kenya Revenue Authority (KRA)**.

3. All prices omitted from any item, section or part of the Bills of Quantities shall be deemed to have been included to another item, section or part.
4. The brief descriptions of the items given in the Bills of Quantities are for the purpose of establishing a standard to which the sub-contractor shall adhere to. Otherwise alternative brands of **equal** and **approved** quality will be accepted.

Should the sub-contractor install any material not specified here-in before receiving **approval** from the Project Manager, the sub-contractor shall remove the material in question and, **at his own cost**, install the proper material.

5. The grand total of prices in the price summary page must be carried forward to the **MAIN Summary Page**.
6. Tenderers must enclose, together with their submitted tenders, detailed coloured manufacturer's Brochures detailing Technical Literature and specifications on all the equipment they intend to offer.

SECTION G
TECHNICAL SCHEDULE
OF
ITEMS TO BE SUPPLIED

TECHNICAL SCHEDULE

1. The technical schedule shall be submitted by tenderers to facilitate and enable the Project Manager to evaluate the tenders, especially where the tenderer intends to supply or has based his tender sum on equipment which differs in manufacture, type or performance from the specifications indicated by the Project Manager.
2. The filling of this schedule forms part of Technical Evaluation of the tenders, and bidders shall therefore be required to indicate the type/make and country of origin of all the materials and equipment they intend to offer to the employer in this schedule.
3. This schedule shall form part of the technical evaluation criterion, and tenderers are therefore advised to complete the schedule as they shall be considered responsive.

TECHNICAL SCHEDULE OF ITEMS TO BE SUPPLIED
(To be completed by the Tenderer)

ITEM	DESCRIPTION	TYPE/MAKE	MODEL	COUNTRY OF ORIGIN
1	LIGHTING FITTINGS			
2	Lighting Switches			
3	D.P Switches			
4	Socket outlet plates			
5	TV outlet plates			
6	Manual fire break glass unit			
7	Copper tape			
8	Consumer unit/Distribution board			
9	MCB			
10	MCCB			
11	Cables			
12	PVC conduits			
13	Fire Alarm Control Panel			
14	Smoke/Heat detectors			
15	Fire Alarm Bells			
16	Time Switches			
17	TPN & SPN Isolating Switches			
18	DP Contactor			
19	UPs			
20	Voltage Stabilizer			
21	LV Board			

PROPOSED MULTIPURPOSE HALL AT KAPSABET BOYS SECONDARY SCHOOL

ELECTRICAL INSTALLATION WORKS

Bill No. 2, Schedule 1: Electrical Installation Works to Ground Floor

Item	Description	Qty	Unit	Rate (Kshs)	Amount (Kshs)
	Supply, install, test and commission the following items:				
1.00	<u>LIGHTING POINTS</u>				
1.10	Lighting points wired in 3 x 1.5mm ² PVC/SC CU cables drawn in 20mm-Ø concealed HG PVC conduits complete with all necessary accessories but excluding switches for:-				
	a) One way switching	102	No.		
	b) Two way switching.	56	No.		
	c) Two way intermediate switching.	160	No.		
	d) Switched by photocell.	16	No.		
2.00	<u>LIGHTING SWITCHES</u>				
2.10	10A, moulded ivory white switch plates as MK Range or approved equivalent as follows:-				
	a) 1 gang - 2 way	24	No.		
	b) 2 gang - 2 way.	16	No.		
	c) 3 gang - 2 way.	8	No.		
	d) 6 gang - 2 way.	2	No.		
	e) 1 gang - 2 way Intermediate	6	No		
	f) 2 gang - 2 way Intermediate	6	No		
2.2	<u>Automatic Switching</u>				
	a) 240V, 100A 4-Pole contactor complete with mounting plastic box, mounting rail and all other accessories as Telemecanique or approved equivalent	1	No.		
	b) 5A photocell complete with an override switch as Thorn QPK or approved equivalent	1	No.		
	Sub-total carried forward to the next page				

Item	Description	Qty	Unit	Rate (Kshs)	Amount (Kshs)
	Sub-total carried forward from the previous page				
	c) Occupy Sensors complete with wiring as described in particular specifications as Thorn QPK or approved equivalent	1	Item		
3.00	LIGHTING FITTINGS				
	Lighting fittings complete with lamps of appropriate wattage and colour rendering and fixing materials as follows:-				
	a) Type - D1	18	No		
	b) Type - D2	0	No		
	c) Type - D3	0	No		
	d) Type - E1	0	No		
	e) Type - E2	0	No		
	f) Type - E1s	6	No		
	g) Type - E2s	0	No		
	h) Type - E2r	4	No		
	i) Type - 42r	180	No		
	j) Type - EMG	12	No		
	k) Type - G	10	No		
	l) Type - G1	0	No		
	m) Type - J	0	No		
	n) Type - H	22	No		
	p) Type - HL	60	No		
	q) Type - HB	0	No		
	r) Type - S	2	No		
	s) Type - S2	8	No		
	t) Type - EXIT	8	No.		
	v) Type - FL	4	No.		
	Sub-total carried forward to the next page				

Item	Description	Qty	Unit	Rate (Kshs)	Amount (Kshs)
	Sub-total carried forward from the previous page				
4.00	<u>TRUNKING AND DUCTING</u>				
4.01	Lay HG/PVC conduiting of size 3x32mm diameter HG/PVC ducts from the electrical service duct to the metal trunkings for telecommunication services.	200	M		
4.02	Lay HG/PVC conduiting of size 1x50mm diameter HG/PVC ducts from the electrical service duct to the metal trunkings for internal power reticulation	60	M		
4.03	Lay HG/PVC conduiting of size 1x75mm diameter HG/PVC ducts from the electrical service duct to the metal trunkings for internal power reticulation	60	M		
4.04	Lay HG/PVC conduiting of size 1x100mm diameter HG/PVC ducts for inter - connecting electrical service ducts	100	M		
4.05	Supply and install an 18AWG steel sheets spay painted to approval adaptable box 150x250x300mm to engineers approval.	4	No		
4.06	Supply and install rectangular skirting trunking Type B of dimensions 150x50mm 2 compartment along all walls as indicated in drawing number drg. Trunking to be powder coated and white in colour	40	M		
4.07	Supply and install factory manufactured skirting cable trunking accessories as follows:				
	a) Inside Corner Bends	3	No.		
	b) Outside Corner Bends	2	No.		
	c) End Cover	6	No.		
	d) Cover plates with knockouts as follows:-				
	i) Face plate for 1No. single for data outlet point	12	No.		
	ii) Face plate for 1No. twin for power outlet point	12	No.		
	Sub-total carried forward to the next page				

Item	Description	Qty	Unit	Rate (Kshs)	Amount (Kshs)
	Sub-total carried forward from the previous page				
5.00	<u>POWER POINTS</u>				
5.01	Raw power socket outlet power points comprising wiring in Ring Mains using 3 x 2.5 mm ² PVC/SC CU cables drawn in 25mmØ concealed HG PVC conduits/trunking including all conduit accessories but excluding plates:-				
	a) single outlet	4	No.		
	b) twin outlet	72	No.		
5.02	Standard - Standard : 13A, moulded ivory white switched socket outlet plates as MK Range or approved equivalent as follows:				
	i) Single switched	4	No.		
	ii) Twin switched	72	No.		
5.03	CLEAN POWER POWER POINTS				
	Clean/UPS power socket outlet power points comprising wiring in 3 x 4.0 mm ² PVC/SC CU cables drawn in 25mmØ concealed HG PVC conduits/trunking including all conduit accessories but excluding plates:-				
	a) Twin outlet	30	No.		
5.04	13A Non-Standard switched socket outlet plates complete with Non-Standard top plug as Crabtree or approved equivalent as follows:				
	a) Twin switched	30	No.		
5.05	Floor Distribution Systems - Floor Box complete with 1No. Twin data/voice, 1No. twin raw power outlet points. To be constructed from high quality pre-galvanised steel sheets . Design to meet IEE Wiring Regulations and Trunking to conform to BS 4678 Part 2: 1973 standard. as MK Range or approved equivalent	2	No.		
	Sub-total carried forward to the next page				

Item	Description	Qty	Unit	Rate (Kshs)	Amount (Kshs)
	Sub-total carried forward from the previous page				
5.06	Hand Driers - Power points comprising wiring in 3 x 4mm ² PVC/SC/CU cables drawn in 25mm-Ø concealed HG PVC conduits	140	M		
	a) 20A DP control switch complete with neon light and cord outlet for above item as MK Range or approved equivalent	3	No.		
5.07	Indoor Airconditioning Unit - Power points comprising wiring in 3 x 4mm ² PVC/SC/CU cables drawn in 25mm-Ø concealed HG PVC conduits	90	M		
	a) 20A DP control switch complete with neon light and cord outlet for above item as MK Range or approved equivalent	3	No.		
5.08	Toilet Extract Fan - Power points comprising wiring in 3 x 4.0mm ² PVC/SC/CU cables drawn in 25mm-Ø concealed HG PVC conduits	140	M		
	a) 16A DP control switch complete with neon light and cord outlet for above item as MK Range or approved equivalent	3	No.		
5.09	Fire Alarm Panel/Fire Suppression Systems Power Point - Power points comprising wiring in 3 x 4mm ² PVC/SC/CU cables drawn in 25mm-Ø concealed HG PVC conduits	40	M		
	a) 20A fused non-switched DP control switch complete with neon light and cord outlet for above item as MK Range or approved equivalent	1	No.		
	Sub-total carried forward to the next page				

Item	Description	Qty	Unit	Rate (Kshs)	Amount (Kshs)
	Sub-total carried forward from the previous page				
5.10	Cooker Power Point: Cooker point completely wired in 3 x 6.0 mm ² PVC insulated single core copper cables drawn in concealed 25 mm diameter heavy gauge PVC conduits and including all necessary accessories but excluding cooker control and connection unit	0	M		
	a) 45A DP metal clad cooker control unit with pilot light and an auxiliary 13A socket outlet as MK Range or approved equivalent	0	No.		
	b) Cooker connection unit as MK Range or approved equivalent	0	No		
6.00	INTERNAL POWER DISTRIBUTION				
6.10	Supply, install, test and commission consumer units/power distribution boards as that manufactured by Merlin GERIN or equal and approved equivalent as described below:-				
	a) 250A, 12 Way TPN+E Power Distribution Board - DB: MA & MB	1	No.		
	b) 100A, 6 Way SPN+E Consumer Unit - CU: GAC	1	No.		
	c) 100A, 18 Way SPN+E Consumer Unit - CU: GA	1	No.		
6.20	SP/TP MCB's for DB above as follows:				
	a) 10A SP MCB	14	No.		
	b) 16A SP MCB	4	No.		
	b) 20A SP MCB	5	No.		
	c) 30A SP MCB	10	No.		
	d) 40A SP MCB	3	No.		
	e) 100A TP MCB (Tripple Pole)	6	No.		
	f) TP blanking plates	14	No.		
	Sub-total carried forward to the next page				

Item	Description	Qty	Unit	Rate (Kshs)	Amount (Kshs)
	Sub-total carried forward from the previous page				
7.00	DATA, CCTV SYSTEM, Wi-G169i PUBLIC ADDRESS SYSTEM , TV OUTLET POINTS				
7.10	Data outlet point done in 25mm diameter HG PVC conduits concealed in building fabric/trunking complete with all necessary accessories	84	No.		
	a) Plastic moulded case dual data/telephone outlet plate as MK Range or approved equivalent.	84	No.		
7.20	CCTV/Wi-Fi points done in 25mm diameter HG PVC conduits concealed in building fabric/trunking complete with all necessary accessories	28	No.		
7.30	Public Address points done in 25mm diameter HG PVC conduits concealed in building fabric/trunking complete with all necessary accessories	22	No.		
7.40	TV outlet point done in 20mm diameter HG PVC conduits concealed in building fabric/trunking complete with all necessary accessories	12	No.		
	a) Television white faceplate and as MK 3521 or approved equivalent.	12	No		
7.50	300mmx250mmx150mm, 18 SWG, powder coated, telephone draw box spray painted to approval	4	No		
	Sub-total carried forward to the next page				

8.00 Fire Alarm System

8.01	Fire alarm manual call point wiring done using 2x1.5mm ² PVC fire resistant copper cables drawn in 25 mm dia PVC heavy gauge conduits but without the manual call point.	12	No
8.02	As ditto but for fire alarm bell point	6	No
8.03	As ditto but for beacon light outlet	6	No
8.04	As ditto but for smoke detector	33	No
8.05	As ditto but for heat detector	0	No
8.06	Addressable manual call point to be installed recessed in building fabric as Menvier or approved equivalent.	12	No
8.07	24V dc polarised 6" addressable fire bell for wall mounting and as Menvier or approved equivalent.	6	No
8.08	Addressable fire beacon light for wall mounting as Menvier or approved equivalent.	6	No
8.09	Addressable photoelectric smoke detector complete with the commonbase as Menvier or approved equivalent.	33	No
8.10	Addressable rate of rise heat detector complete with the common base as MENVIER or approved equivalent.	0	No
8.11	8-Loop Addressable Fire alarm panel as MENVIER or approved equivalent.	1	No

9.00	SUB-MAIN CABLES				
9.01	Lay 25 mm ² 4-C PVC/SWA/PVC underground copper cable c/w appropriate cable lugs and glands	150	M		
	a) Cable glands for the above cable complete with all necessary accessories	2	No		
	b) 125A, TPN, Adjustable TP MCCB	1	No.		
9.02	Trenching at an average depth of 750 mm ducts laying, tilling (with HATARI tiles if required) and backfilling for the above cables to engineers approval.	150	Lm		
9.03	Standard Metal Control Pillar (Dormitory Blocks Power	0	No		
9.04	Sub-main cables wired in 3 x 16.0 mm ² PVC insulated single core copper cables drawn in concealed 32 mm diameter heavy gauge PVC conduits	40	M		
9.05	Sub-main cables wired in 5 x 25.0 mm ² PVC insulated single core copper cables drawn in concealed 50 mm diameter heavy gauge PVC conduits	40	M		
10.00	CLEAN POWER				
10.01	Server Room/Reception Out door Airconditioning Units - 16.0 mm ² 4-C PVC/SWA/PVC underground copper cable c/w appropriate cable lugs and glands from the New L.V Subboard to the Out door Air Conditioning Machines	100	M		
	a) 63A TPN metal clad Isolator as Crabtree or approved equivalent	1	No.		
	b) 45A TPN metal clad Isolator as Crabtree or approved equivalent	1	No.		
	c) 100A, 6 Way TPN+E Power Distribution Board - DB: C	1	No.		
	d) 63A SP MCB	4	No.		
	f) SP blanking plates	2	No.		
10.02	Suitable rated manual by-pass switch with clearly labeled NORMAL-OFF-BYPASS positions, and shall such be wired that when the switch is on either OFF or BYPASS position, the generator shall receive no signal to start	1	No.		

Sub-total carried forward to the next page

10.20	UPS: 30 kVA 3-Phase, Freestanding switchmode uninterruptible power supply unit complete with non maintenance batteries, battery rack and all other necessary accessories including interwiring the UPS to clean power circuitry	1	No.		
10.20	VOLTAGE STABILIZER: 30 kVA 3-Phase, Servo Voltage stabilizer complete all necessary accessories and including interwiring to the power distribution system	1	No.		
10.30	LV SUB-BOARD 12- Way Modular type, free standing power distribution panel board for floor mounting with both rear and front access panels, cable manager compartments, metal clad 14SWG, 415 mains L.V Switch Board manufactured to BS EN60 439-1, form 2b seperation and fully wired for one incoming MCCB and 18No. TP outgoing feeders as described here below with the following and all the other necessary accessories: <u>Install the following in the meterboard</u> a) Incomer Adjustable TPN MCCB i) 250Amps - main Incomer, adjustable and with trip coil as MEM or Equal and approved for above board b) 300Amps - TPN copper bus bar c) Metering Instruments: i) Indicator bulbs (for three phase) ii) 1No 1-400A Digital ammeter c/w selector switch, 5A fuse iii) 1No 0-500V Digital voltmeter c/w selector switch, 5A fuse d) Outgoing adjustable TP MCCB - 1 x 30A, 2 x 40A, 2 x 50A, 6 x 63A, 2 x 125A & x 250A e) Outgoing adjustable SP MCCB - 1 x 30A, 1 x 40A, f) Spare ways i) 3 No. Spare ways for upto 100A, 4-Pole MCCB g) Integral Power Factor Correction Bank 75kVAr Automatic power factor correction Bank made from Low loss biodegradable capacitors complete with earthed enclosure and switched in four steps as follows: - Steps 1: 4 x 6.25kVAr - Steps 1: 2 x 12.5 kVAr - Steps 3: 1 x 25 kVAr	1	No.		

Sub-total carried forward to the next page

11.0 EARTHING					
a) 300 x 300 x 300mm concrete earthing chamber complete with concrete cover	1	No			
b) Earth rod (16mm dia 1500mm long) with Earth-rod- cable clamp and Driving Head for Earth rod	1	No			
c) 35mm ² SC/PVC copper cable earth lead in concealed 20mm dia. HG/PVC conduit from the meter boards to the earth pit	50	M			
Sub-total for Bill No. 2, Schedule 1 (Electrical Installation Works to Ground Floor) c/f to Main Summary Page					

Bill No. 2, Schedule 2: Electrical Installation Works to First Floor

Item	Description	Qty	Unit	Rate (Kshs)	Amount (Kshs)
	Supply, install, test and commission the following items:				
1.00	<u>LIGHTING POINTS</u>				
1.10	Lighting points wired in 3 x 1.5mm ² PVC/SC CU cables drawn in 20mm-Ø concealed HG PVC conduits complete with all necessary accessories but excluding switches for:-				
	a) One way switching	110	No.		
	b) Two way switching.	56	No.		
	c) Two way intermediate switching.	160	No.		
2.00	<u>LIGHTING SWITCHES</u>				
2.10	10A, moulded ivory white switch plates as MK Range or approved equivalent as follows:-				
	a) 1 gang - 2 way	24	No.		
	b) 2 gang - 2 way.	16	No.		
	c) 3 gang - 2 way.	8	No.		
	d) 6 gang - 2 way.	2	No.		
	e) 1 gang - 2 way Intermediate	6	No		
	f) 2 gang - 2 way Intermediate	6	No		
	Sub-total carried forward to the next page				

Item	Description	Qty	Unit	Rate (Kshs)	Amount (Kshs)
	Sub-total carried forward from the previous page				
3.00	LIGHTING FITTINGS				
	Lighting fittings complete with lamps of appropriate wattage and colour rendering and fixing materials as follows:-				
	a) Type - D1	18	No		
	b) Type - D2	0	No		
	c) Type - D3	0	No		
	d) Type - E1	0	No		
	e) Type - E2	0	No		
	f) Type - E1s	6	No		
	g) Type - E2s	0	No		
	h) Type - E2r	4	No		
	i) Type - 42r	180	No		
	j) Type - EMG	12	No		
	k) Type - G	10	No		
	l) Type - G1	0	No		
	m) Type - J	0	No		
	n) Type - H	0	No		
	p) Type - HL	60	No		
	q) Type - HB	18	No		
	r) Type - S	2	No		
	s) Type - S2	8	No		
	t) Type - EXIT	8	No.		
	v) Type - FL	0	No.		
	Sub-total carried forward to the next page				

Item	Description	Qty	Unit	Rate (Kshs)	Amount (Kshs)
	Sub-total carried forward from the previous page				
4.00	<u>TRUNKING AND DUCTING</u>				
4.01	Lay HG/PVC conduiting of size 3x32mm diameter HG/PVC ducts from the electrical service duct to the metal trunkings for telecommunication services.	200	M		
4.02	Lay HG/PVC conduiting of size 1x50mm diameter HG/PVC ducts from the electrical service duct to the metal trunkings for internal power reticulation	60	M		
4.03	Lay HG/PVC conduiting of size 1x75mm diameter HG/PVC ducts from the electrical service duct to the metal trunkings for internal power reticulation	0	M		
4.04	Lay HG/PVC conduiting of size 1x100mm diameter HG/PVC ducts for inter - connecting electrical service ducts	0	M		
4.05	Supply and install an 18AWG steel sheets spay painted to approval adaptable box 150x250x300mm to engineers approval.	4	No		
4.06	Supply and install rectangular skirting trunking Type B of dimensions 150x50mm 2 compartment along all walls as indicated in drawing number drg. Trunking to be powder coated and white in colour	12	M		
4.07	Supply and install factory manufactured skirting cable trunking accessories as follows:				
	a) Inside Corner Bends	2	No.		
	b) Outside Corner Bends	2	No.		
	c) End Cover	2	No.		
	d) Cover plates with knockouts as follows:-				
	i) Face plate for 1No. single for data outlet point	3	No.		
	ii) Face plate for 1No. twin for power outlet point	3	No.		
	Sub-total carried forward to the next page				

Item	Description	Qty	Unit	Rate (Kshs)	Amount (Kshs)
	Sub-total carried forward from the previous page				
5.00	<u>POWER POINTS</u>				
5.01	Raw power socket outlet power points comprising wiring in Ring Mains using 3 x 2.5 mm ² PVC/SC CU cables drawn in 25mmØ concealed HG PVC conduits/trunking including all conduit accessories but excluding plates:-				
	a) single outlet	4	No.		
	b) twin outlet	52	No.		
5.02	13A, moulded ivory white switched socket outlet plates as MK Range or approved equivalent as follows:				
	i) Single switched	4	No.		
	ii) Twin switched	52	No.		
5.03	CLEAN POWER POWER POINTS				
	Clean/UPS power socket outlet power points comprising wiring in 3 x 4.0 mm ² PVC/SC CU cables drawn in 25mmØ concealed HG PVC conduits/trunking including all conduit accessories but excluding plates:-				
	a) Twin outlet	30	No.		
5.04	13A Non-Standard switched socket outlet plates complete with Non-Standard top plug as Crabtree or approved equivalent as follows:				
	a) Twin switched	30	No.		
5.04	Floor Distribution Systems - Floor Box complete with 1No. Twin data/voice, 1No. twin raw power outlet points. To be constructed from high quality pre-galvanised steel sheets . Design to meet IEE Wiring Regulations and Trunking to conform to BS 4678 Part 2: 1973 standard. as MK Range or approved equivalent	0	No.		
	Sub-total carried forward to the next page				

Item	Description	Qty	Unit	Rate (Kshs)	Amount (Kshs)
	Sub-total carried forward from the previous page				
5.05	Hand Driers - Power points comprising wiring in 3 x 4mm ² PVC/SC/CU cables drawn in 25mm-Ø concealed HG PVC conduits	35	M		
	a) 20A DP control switch complete with neon light and cord outlet for above item as MK Range or approved equivalent	1	No.		
5.06	Indoor Airconditioning Unit - Power points comprising wiring in 3 x 4mm ² PVC/SC/CU cables drawn in 25mm-Ø concealed HG PVC conduits	60	M		
	a) 20A DP control switch complete with neon light and cord outlet for above item as MK Range or approved equivalent	1	No.		
5.07	Toilet Extract Fan - Power points comprising wiring in 3 x 4.0mm ² PVC/SC/CU cables drawn in 25mm-Ø concealed HG PVC conduits	35	M		
	a) 16A DP control switch complete with neon light and cord outlet for above item as MK Range or approved equivalent	1	No.		
5.08	Fire Alarm Panel/Fire Suppression Systems Power Point - Power points comprising wiring in 3 x 4mm ² PVC/SC/CU cables drawn in 25mm-Ø concealed HG PVC conduits	0	M		
	a) 20A fused non-switched DP control switch complete with neon light and cord outlet for above item as MK Range or approved equivalent	0	No.		
	Sub-total carried forward to the next page				

Item	Description	Qty	Unit	Rate (Kshs)	Amount (Kshs)
	Sub-total carried forward from the previous page				
5.09	Cooker Power Point: Cooker point completely wired in 3 x 6.0 mm ² PVC insulated single core copper cables drawn in concealed 25 mm diameter heavy gauge PVC conduits and including all necessary accessories but excluding cooker control and connection unit	0	M		
	a) 45A DP metal clad cooker control unit with pilot light and an auxiliary 13A socket outlet as MK Range or approved equivalent	0	No.		
	b) Cooker connection unit as MK Range or approved equivalent	0	No		
6.00	INTERNAL POWER DISTRIBUTION				
6.10	Supply, install, test and commission consumer units/power distribution boards as that manufactured by Merlin GERIN or equal and approved equivalent as described below:-				
	a) 250A, 12 Way TPN+E Power Distribution Board - DB: MA & MB	0	No.		
	b) 100A, 6 Way SPN+E Consumer Unit - CU: GAC	1	No.		
	c) 100A, 18 Way SPN+E Consumer Unit - CU: GA	1	No.		
6.20	SP/TP MCB's for DB above as follows:				
	a) 10A SP MCB	6	No.		
	b) 16A SP MCB	0	No.		
	b) 20A SP MCB	1	No.		
	c) 30A SP MCB	8	No.		
	d) 40A SP MCB	0	No.		
	e) 100A TP MCB (Tripple Pole)	0	No.		
	f) TP blanking plates	4	No.		
	Sub-total carried forward to the next page				

Item	Description	Qty	Unit	Rate (Kshs)	Amount (Kshs)
	Sub-total carried forward from the previous page				
7.00	DATA, CCTV SYSTEM, Wi-G169i PUBLIC ADDRESS SYSTEM , TV OUTLET POINTS				
7.10	Data outlet point done in 25mm diameter HG PVC conduits concealed in building fabric/trunking complete with all necessary accessories	84	No.		
	a) Plastic moulded case dual data/telephone outlet plate as MK Range or approved equivalent.	84	No.		
7.20	CCTV/Wi-Fi points done in 25mm diameter HG PVC conduits concealed in building fabric/trunking complete with all necessary accessories	20	No.		
7.30	Public Address points done in 25mm diameter HG PVC conduits concealed in building fabric/trunking complete with all necessary accessories	12	No.		
7.40	TV outlet point done in 20mm diameter HG PVC conduits concealed in building fabric/trunking complete with all necessary accessories	12	No.		
	a) Television white faceplate and as MK 3521 or approved equivalent.	12	No		
7.50	300mmx250mmx150mm, 18 SWG, powder coated, telephone draw box spray painted to approval	4	No		
	Sub-total carried forward to the next page				

Item	Description	Qty	Unit	Rate (Kshs)	Amount (Kshs)
	Sub-total carried forward from the previous page				
8.00	<u>Fire Alarm System</u>				
8.01	Fire alarm manual call point wiring done using 2x1.5mm ² PVC fire resistant copper cables drawn in 25 mm dia PVC heavy gauge conduits but without the manual call point.	12	No		
8.02	As ditto but for fire alarm bell point	4	No		
8.03	As ditto but for beacon light outlet	4	No		
8.04	As ditto but for smoke detector	27	No		
8.05	As ditto but for heat detector	0	No		
8.06	Addressable manual call point to be installed recessed in building fabric as Menvier or approved equivalent.	12	No		
8.07	24V dc polarised 6" addressable fire bell for wall mounting and as Menvier or approved equivalent.	4	No		
8.08	Addressable fire beacon light for wall mounting as Menvier or approved equivalent.	4	No		
8.09	Addressable photoelectric smoke detector complete with the commonbase as Menvier or approved equivalent.	27	No		
8.10	Addressable rate of rise heat detector complete with the common base as MENVIER or approved equivalent.	0	No		
8.11	8-Loop Addressable Fire alarm panel as MENVIER or approved equivalent.	0	No		
	Sub-total carried forward to the next page				

Item	Description	Qty	Unit	Rate (Kshs)	Amount (Kshs)
	Sub-total carried forward from the previous page				
9.00	SUB-MAIN CABLES				
9.1	Sub-main cables wired in 3 x 16.0 mm ² PVC insulated single core copper cables drawn in concealed 32 mm diameter heavy gauge PVC conduits	40	M		
	Sub-total for Bill No. 2, Schedule 2 (Electrical Installation Works to First Floor) c/f to Main Summary Page				

Bill No. 2, Schedule 3: Electrical Power Supply to Mechanical Machines & Equipment

Item	Description	Qty	Unit	Rate (Kshs)	Amount (Kshs)
	Supply, install, test and commission the following items:				
1.00	SUB-MAIN CABLES				
1.03	Cooling Machine Power Point: 10.0 mm ² 4-C PVC/SWA/PVC underground copper cable c/w appropriate cable lugs and glands and ducts and any other necessary accessories to PM approval	150	M		
	a) 63A TPN fused ,metal clad Isolator as Crabtree or approved equivalent	1	No.		
1.03	Extract Machine Power Point: 10.0 mm ² 4-C PVC/SWA/PVC underground copper cable c/w appropriate cable lugs and glands and ducts and any other necessary accessories to PM approval	150	M		
	a) 63A TPN fused ,metal clad Isolator as Crabtree or approved equivalent	1	No.		
	b) Trenching at an average depth of 750 mm, cable laying, laying 'HATARI' tiles and backfilling for the above cable to engineers approval.	150	Lm		
	c) Concrete cable route markers	6	No		
1.04	Hose Reel Pump Power Point: 10.0 mm ² 4-C PVC/SWA/PVC copper cable c/w appropriate cable lugs and glands and ducts and any other necessary accessories to PM approval	100	M		
	a) 32A TPN fused, metal clad Isolator as Crabtree or approved equivalent	1	No.		
	b) Trenching at an average depth of 750 mm, cable laying, laying 'HATARI' tiles and backfilling for the above cable to engineers approval.	100	Lm		
	c) Concrete cable route markers	6	No		
9.05	EARTHING THE NEW LV SB's No. 1 & 2				
	a) 300 x 300 x 300mm concrete earthing chamber complete with concrete cover	2	No		
	b) Earth rod (16mm dia 1500mm long) with Earth-rod- cable clamp and Driving Head for Earth rod	2	No		
	c) 10mm ² SC/PVC copper cable earth lead in concealed 20mm dia. HG/PVC conduit from the meter boards to the earth pit	30	M		
	Bill No. 2, Schedule 3: (Electrical Power Supply to Mechanical Machines & Equipment) c/f to Main Summary Page				

Item	Description	Qty	Unit	Rate (Kshs)	Amount (Kshs)
1.00	LIGHTNING PROTECTION SYSTEM				
1.10	AIR TERMINATION				
1.11	Supply and lay along the ridge cap 25mm X 3mm thick bare copper tape as Furse P. No. TC030	200	M		
1.12	State Holdfast as Furse Cat. No. HF015 to fix the above tape to the roof ridge.	200	No.		
1.13	Air termination spike comprising the following. 2000mm by 15mm diameter copper rod as Furse P.No. RA240 Complete with: Copper multiple point as Furse P. No. RA 600 and Copper ridge saddle as Furse P No. SD115.	9	Item		
2.00	DOWNWARD CONDUCTOR				
2.10	Downward conductor comprising 25mm x 3mm thick bare copper tape as item 9.00	150	M		
2.20	Copper square tape clamp for making crossing tape joints as Furse CT 105 – FU.	40	No.		
2.30	DC tape clips for fixing the down conductors to the wall as Furse CT 105 – FU	150	No.		
2.40	Copper Oblong test clamp as Furse P NO CN 105	8	No.		
2.50	Steel conduits 32 mm diameter conduit.	36	M		
2.60	Saddles for the above item 9.07	36	No.		
3.00	EARTHING				
3.10	Earth inspection concrete chamber 300mm x 300mm x 300mm with an air tight inspection cover to approval.	8	No.		
3.20	16 mm nominal diameter by 1500mm threaded copper bond earth rod as Furse P NO 310 driven to ground.	8	No.		
3.30	Driving stud for the above item as Furse ST 300	8	No.		
3.40	Earth electrode rod - to - downward conductor copper tape clamps as Furse CR 105	8	No.		
Sub-total for Bill No. 2, Schedule No. 7 (Lightning Protection System) c/f to Main Summary Page					

Item	Description	Amount (Kshs)
A	Sub-total for BILL No. 2, Schedule No. 1 (Elect. Inst.Works to Ground Flr) brought forward from Page E-8	
B	Sub-total for BILL No. 2, Schedule No. 2 (Elect. Inst.Works to First Flr) brought forward from Page E-16	
C	Sub-total for BILL No. 2, Schedule No. 3 (Electrical Power Supply to Mechanical Machines & Equipment) brought forward from Page E-20	
D	Sub-total for BILL No. 2, Schedule No. 4 (Lightning Protection System) brought forward from Page E-21	
E	CONTINGENCY SUM Allow a Provisional Sum of Kshs. 500,000/- contingency sum to be used at the discretion of the Project Manager	
F	Allow for 3No. Sets of as installed drawing to be submitted to the Project Manager	
G	Allow for testing and commissioning the works to to the Project Manager approval	
H	Total for Electrical Installation Works c/f to form of tender	

TOTAL AMOUNT IN WORDS

.....
.....

TENDERER'S NAME & STAMP

.....
.....

SIGNATURE

DATE.....

P.I.N No.,.....

V.A.T CERTIFICATE No......

WITNESS.....

ADDRESS.....

SIGNATURE OF WITNESS.....

DATE.....

Item	Type	Description
1	D1	Circular surface mounted 2D luminaire with polycarbonate body and white trim polycarbonate body and trim in white Polycarbonate opal diffuser and integral control gear for 8W LED lamp (day light)
2	D3	8W, 150 mm diameter Low Voltage LED downlight with warm white output light, dust and moist resistant, suitable for surface mount installation in standard ceiling as Maximus or approved equivalent
3	D2	12W, 200 mm diameter Low Voltage LED downlight with warm white output light, dust and moist resistant, suitable for surface mount installation in standard ceiling as Maximus or approved equivalent
4	DD	16W, 50x100 mm diameter. IP65 Low Voltage LED downlight with warm white output light, dust and moist resistant, suitable for recessed mount installation in staircase as Maximus or approved equivalent
5	E1	1200mm, bare batten complete with 1 x 16W, T8 LED day light Tube Light as Osram or approved equivalent
6	E2	1200mm, bare batten complete with 2 x 16W, T8 LED day light Tube Light as Osram or approved equivalent
7	E1s	1200mm, lighting fitting complete with 1 x 18W, T8 LED Tube lamp, day light (as specified in particular specification), as Thorn Aquaproof or approved equivalent
8	E2s	1200mm, lighting fitting complete with 2 x 18W, T8 LED Tube lamp, day light (as specified in particular specification), as Thorn Aquaproof or approved equivalent
9	E2r	1200x300x90 (LxWxH) mm, mm LED panel light, made of White polycarbonate body, Splash Proof, IP65 rated with 24W as specified in particular specifications complete with mounting frame and all other necessary accessories as Phillips or approved equivalent.
9	E4r	600x600x90 (LxWxH) mm LED panel light, made of White polycarbonate body, Splash Proof, IP65 rated with 36W as specified in particular specifications complete with mounting frame and all other necessary accessories as Phillips or approved equivalent.
10	FL	100W day light LED floodlight, IP65, polycarbonate body with clear a clear diffuser as Osram or equal and approved equivalent
11	G	Essential Smart Bright Bulkhead complete with circular opal diffuser and white stand-off ring, 20W 2D compact LED lamp suitable for surface mounting as Philips or approved equivalent

11	G1	Essential Smart Bright Bulkhead complete with circular opal diffuser and white stand-off ring, 15W 2D compact LED lamp suitable for surface mounting as Philips or approved equivalent
11	J	Essential Smart Bright Bulkhead complete with circular opal diffuser and white stand-off ring, 12W 2D compact LED lamp suitable for surface mounting as Philips or approved equivalent
12	H1	Surface mounted bulkhead with die cast aluminium body and opal polycarbonate diffuser, IP65, oval shape with visor complete with 8W, LED lamps as Thorn Roller
12	HL	100W day light LED Highbay Light, IP65, polycarbonate body with clear a clear diffuser as Osram or equal and approved equivalent
13	EXIT	2.5W, 6500K LED light source, IP65 Self-contained single/double sided LED EXIT signfor non-maintained emergency lighting for 3 hour duration as manufactured by Ansellto engineers approvals or approved equivalent.
14	EMG	2.5W, 6500K LED light source, IP65 Self-contained single/double sided LED Emergency light for non-maintained emergency lighting for 3 hour duration as manufactured by Ansellto engineers approvals or approved equivalent.
15	S	Sherical screwneck with 6" opal glass sphere cw 8W LED bulb as Micromark Astral or approved equivalent
16	S2	600mm, LED luminaire, Slim section batten fitting with acrylic reeded diffuser and three position polycarbonate end-caps complete with 9W, 1xLED ZVEI/ILCOS: LED/LED lamp (day light). as Thorn Arrowslim or approved equivalent
17	X	18w LED, 205mm - Ø, Polycarbonate vandal resistance, smoked sphere complete with wall mounting bracket as manufactured by National Wide Electrical or approved equivalent
<p>Note:</p> <p><i>Lighting fittings <u>Must</u> meet the minimum technical specification specified in particular specification section of the tender document</i></p>		

SPECIFICATIONS AND BILLS OF QUANTITIES

FOR

**SUPPLY, INSTALLATION, TESTING AND
COMMISSIONING**

OF

PLUMBING AND DRAINAGE INSTALLATION WORKS

NOVEMBER, 2024

**SUPPLY, INSTALLATION, TESTING AND COMMISSIONING OF PLUMBING
AND DRAINAGE INSTALLATION WORKS**

TABLE OF CONTENTS

<u>CONTENTS:</u>	<u>PAGE</u>
CONTENT PAGE.....	(i)
NOTES TO ALL TENDERERS.....	(ii)
PART A: PRELIMINARIES AND GENERAL CONDITIONS.....	A-1 to A-10
PART B: GENERAL MECHANICAL SPECIFICATION.....	GS-1 to GS-9
PART D: SPECIFICATIONS FOR PIPING	PS-1 to PS-33
PART C: SPECIFICATIONS FOR FIRE PROTECTION	HS/1 to HS/13
PART D: BILLS OF QUANTITIES.....	BOQ/1 to BOQ /23
PART E: SCHEDULE OF UNIT RATES	SU/1
PART F: TECHNICAL SCHEDULE... ..	TS/1

NOTES TO ALL TENDERERS:

1. The tenderer is required to check the number of pages in this document and should any be found to be missing or the figures indistinct, he must inform the Engineer at once and have the same rectified. Should the tenderer be in doubt the precise meaning of any item, word or figure. Or for any reason whatsoever observe any apparent omission of words or figures, he must inform the Engineer in order that the correct meaning may be decided upon before the date for the submission of the tenders.
2. No liability whatsoever will be admitted nor claim allowed in respect of errors in the completed tender due to mistakes in this document which should have been rectified in the manner described above.
3. The tenderer shall not otherwise qualify the text of this specification. Any alteration or qualification made without authority will be ignored and the text of the specification as printed will be adhered to.
4. The tenderer shall be deemed to have made allowances in his unit prices generally to cover items of preliminaries or additions to prime cost Sums or other items. If those have not been priced against the respective items.
5. The tenderer's price shall include all government taxes including duties, VAT, etc which must be included in the rates. No claims whatsoever will be allowed in respect of duties, VAT etc if the tenderer does not price them as aforementioned.
6. In no case will expense incurred by the tenderer in preparation of this tenderer be reimbursed.
7. The copyright of this specification is vested in the Engineer and no part thereof may be reproduced without their express permission, given in writing.
8. The Sub-Contractor shall be solely responsible for the accurate ordering of materials in accordance with the drawings and these specifications.
9. The specifications must be priced in Kenya Shillings
10. This is a fixed price Contract and no claims shall be entertained on whatever ground. The sub-contractor is advised to include all such costs as he projects may arise in his unit rates. Any variations in the exchange rate will also be no excuse for any variations in the contract sum.

Signed (As in form of Tender)

Date/Stamp

PART A:

PRELIMINARIES AND GENERAL CONDITIONS

PART A - PRELIMINARIES AND GENERAL CONDITIONS

NAMES OF PARTIES

The following will be inserted in the Articles of Agreement: -

Architects:	AS PER MAIN WORKS
Engineer:	AS PER MAIN WORKS
Employer:	AS PER MAIN WORKS

2. DEFINITIONS OF TERMS

The terms, phrases and abbreviations shall be deemed to have the following meanings wherever used hereinafter and in all contract documents.

“Engineer” shall in the case of mechanical works mean ‘**project mechanical engineer**’ and, or in the event of any of their deaths, or ceasing to be the Engineers for the purposes of this Sub-contract, such other person as the client shall nominate for that purpose. For the purpose of **Mechanical** engineering works the Engineer shall be deemed vested with the duties of, and be the representative of the Architect, except on respect of variations which involve the sub-contract sum.

“Main Contractor” shall mean the person or persons, partnership, firm or company, whose tender for the main contract has been accepted, and who has or have, signed the main contract and shall include his or their heirs, executors, administrators, assigned successors and duly appointed representatives. For the purposes of this work, the terms “Main Contractor” and “Contractor” shall have the same meaning.

“Sub-Contractor” shall mean the person or persons, partnership, firm or company, whose tender for the sub-contract for the electrical and mechanical works has been accepted, and who has or have, signed the sub-contract and shall include his or their heirs, executors, administrators, assigned successors and duly appointed representatives.

“Works” shall mean all or part of the works, material and articles, wherever the same are being manufactured or prepared, which are to be used in the execution of this sub-contract and whether the same may be on the site or not.

“Approved” shall mean approved by the Engineer/Architect at his absolute discretion.

“Directed” shall mean directed by the Engineer/Architect at; his absolute discretion.

“Selected” shall mean selected by the Engineer/Architect at his absolute discretion.

“M³” shall mean cubic metre

“M²” shall mean square metre

“M” shall mean linear millimetre

“Kg” shall mean Kilogram

“No.” shall mean Number

“Prs” shall mean Pairs

“B.S.” shall mean the current British Standard Specification published by the British Standards institution, 2 Park Street, London, W.I. England

“As before” shall mean in all respects as earlier described in the same or previous bill

“Ditto” shall mean the whole of the preceding description except as qualified in the description. Where it occurs in descriptions of succeeding terms it shall mean the whole of the preceding description which is contained within the appropriate brackets.

“Fix Only” shall mean take delivery on site (unless otherwise stated), unload where necessary, transport within site compound, store, unpack, check contents against orders and packing lists, assemble as necessary, distribute to position, hoist and fix only.

3. TENDER CONDITIONS

Any act of collusion that may distort normal competitive conditions may cause the rejection of the tenders concerned. By participating in the tendering, tenderers certify not to be involved in such acts of collusion.

Tenders containing abnormally high or low unit prices and /or lump sums may be rejected. Before such rejection, however the sub-contractor may be given the opportunity of giving a detailed explanation.

Tenders must be returned complete and tenderers, or their assigned representatives are at liberty to witness the tender opening at the time and venue stated in the letter of invitation to tender. Tenders received after the stated time will be returned unopened and incomplete tenders will be rejected.

Tenders are invited in strict accordance with the documents issued, counter offers submitted with tenders will not be considered, letters of qualifications with tenders may be ignored if they have the effect of modifying either the terms of a tender or the compatibility of a tender with the other tenders. However should a tenderer. In good faith wish to propose modifications to the tender terms, conditions and contents for the purposes of reducing the tender amount then he shall contact the Engineer in writing well before the date of tender opening. Should the Engineer approve the proposed modification, all tenderers will be advised in due time for the modification of their tenders. No proposed modification will be considered unless this procedure has been followed.

The client is not bound to accept the lowest or any tender, nor is the client bound to divulge reasons for the acceptance or non-acceptance of any tender. Any tender may be accepted by the client within the stated period unless previously withdrawn by the tenderer.

All deletions, additions and corrections to figures inserted in the tender document are to be counter signed by the tenderer.

In the event of two or more tenders being in the same sum, tenderers may be given 7 days within which to revise their tender prices. Should there again be two or more tenders in the same sum, and in the absence of any qualities to give one tenderer preference over the other(s), then the sub-contract may be awarded by drawing lots in the presence of the tenderers concerned.

4. DESCRIPTION OF SITE

The site of the works is **AS PER TENDER DOCUMENT**. Due care will be required during construction so that the occupants and facilities in the adjacent premises and the premises themselves are not interfered with in any way.

The sub-contractor is recommended to visit the site and will be deemed to have satisfied himself with regard to the relevant details of preliminary. If the sub-contractor, for whatever reason, feels specialised attendance will be required, with significant financial implications or requires specialised mobilisation to start the works, he should spread the cost of such works in his unit rates.

No claims whatsoever by the sub-contractor for additional payment will be allowed on the grounds of any misunderstanding or misapprehension in respect of any such matters or otherwise, should the sub-contractor be required to offer specialised attendance prior to, or during, the performance of the contract.

5. TENDER EVALUATION PROCEDURES

Following the return of the tenders for the works measured in these bills of quantities, arithmetical and other analysis will be carried out in order to select the lowest acceptable tender in terms of responsive and realistic pricing, etc. This section will be at the sole discretion of the Employer.

The unit rates offered by the selected tenderer will then be applied to new quantities measured by the Engineer for the revised scope of works.

The resultant total, together with the priced preliminaries and any modified prime cost and provisional sums will be consolidated into a sum for which the sub-contract will be signed. This procedure will be applied only to the selected tender. Neither the Client nor the Consultants will enter into discussion or any correspondence with the other tenderers after the selection process has been carried out and no reasons will be given for selection or non-selection.

Any tenderer unable to comply with these procedures will be disqualified from the selection process

6. ACCESS TO SITE AND SECURITY

Means of access to the site will be as directed by the Architect; no other access will be permitted in any circumstances.

7. AREA TO BE OCCUPIED BY THE SUB-CONTRACTOR

Areas to be occupied by the sub-contractor for use as storage shall be as directed by the Project Architect.

8. DRAWINGS

8.1 The sub-contractor will be deemed to have examined the drawings before tendering and to have satisfied himself regarding their details and regarding the nature and extent of the works and the method of installation involved. No claims arising out of misapprehension in these respects will be allowed.

8.2 The sub-contractor shall at his own risk and costs execute and perform the works described in the conditions of contract and bills of quantities and detailed in the drawings provided and supplied to the sub-contractor for the purpose of works and completely finish the said works in a good workmanship and with the utmost expedition.

8.3 The sub-contractor shall satisfy himself as to the correctness of all drawings and measurements. If the sub-contractor finds any discrepancy in the drawing or between the drawing and the specifications he shall immediately refer the same to the Engineer who will decide which shall be followed.

Figured dimensions shall be taken in preference to the scale mentioned on or attached to any drawing. Details shown on drawings shall be taken in preference to items and quantities in the specification.

8.4 Two copies of all drawings and of the specifications will be furnished free of cost to the sub-contractor (whose tender has been accepted) for his own use. Any extra copies will be paid for.

9. VALUATIONS OF LUMP SUMS AND PRELIMINARY COSTS

Lump sums entered in these bills of quantities against any item of general condition or preliminaries will be included in appropriate valuations according to reasonable assessment of actual costs involved in the item.

10. PAYMENT FOR MATERIALS ON SITE

All materials for incorporation in the works must be properly installed before payment is effected unless specifically exempted by the Engineer/Architect. This is to include the materials of the sub-contractor, and his nominated suppliers.

11. CONTRACT AGREEMENT AND CONDITIONS

11.1 General

The articles of Agreement and conditions shall be the agreement and schedule of conditions of building contract forms published by the Kenya Association of Building and Civil Engineering Contractors' (KABCEC).

11.2 Water and Electricity Supply

The main contractor will make water and electrical power available to the **mechanical** sub-contractor. The main contractor and the sub-contractor will mutually agree whether or not the latter should pay for the water /electricity used for the works. That notwithstanding, no excuse will be entertained for power failure or lack of water as the sub-contractor is required to make his own arrangements in such circumstances.

11.3 Sub-contractor's Materials

Purchase of materials by the sub-contractor and their storage on site for inclusion in payment certificates far in advance of reasonable requirements may be allowed at the sole discretion of the Engineer. This however is also subject to availability of such storage space. Storage space may be provided on site.

12. WARRANTY AND PERFORMANCE STANDARDS

The sub-contractor must furnish the client through the Engineer with a general written warranty covering quality of workmanship, material and equipment and be compelled thereby for a one year period after practical completion of the sub-contract.

The sub-contractor must make good, at his own expense, such repairs and replacements as may be required as a consequence of negligent workmanship or defective materials. The sub-contractor must also procure such warranties and guarantees as aforesaid from all manufacturers and/or suppliers of materials or equipment incorporated in the project under this contract.

The sub-contractor must comply in all respects with given standards of workmanship as defined and described in the specifications and Bills of Quantities and relevant codes of Practice. The sub-contractor must also comply with all tests of materials as required and/or directed by the Engineer.

13. TOOLS, PLANTS, ETC

The sub-contractor shall allow for providing of all ladders, tools, plant and transport required for the works, except in so far as may be specifically stated otherwise.

14. SAFETY, HEALTH AND WELFARE OF WORKPEOPLE

The sub-contractor shall allow for providing for the safety, health and welfare of workpeople and for complying with any relevant ordinances, Regulations or Union agreement.

15. NATIONAL INSURANCE AND PENSIONS

The Sub-contractor shall allow for making any National Social Security Fund payments due in respect of workpeople.

16. HOLIDAY AND TRANSPORT OF WORKPEOPLE

The sub-contractor shall allow for providing holidays and transport for workpeople and for complying with any relevant ordinances or union agreement.

17. TRAINING LEVY

The sub-contractor's attention is drawn to legal notice no. 237 of October, 1971, which requires payments by the sub-contractor of a training levy on all contracts of more than Shs. 50,000/= in value and his tender must include for all costs arising or resulting there from. Proof of payment of those training levies will be required.

18. EXISTING PROPERTY

The sub-contractor shall take every precaution to avoid damage to all existing property including flower beds, fences, roads, cables, office equipment, drains, adjacent buildings and other services and he will be held responsible for all damages arising from the execution of this sub-contract to the afore-mentioned property and he shall make good all such damage where directed at his own expenses to the satisfaction of the Engineer.

19. TESTING

The sub-contractor shall allow for all testing of material and installations required by these specifications and he shall be responsible for all expenses incurred in completing such tests, including costs of materials and labour, equipment, transport and all other costs.

20. SUPERVISION AND WORKING HOURS

The works shall be executed under the direction, and to the entire satisfaction in all respects, of the Engineer who shall at all times during normal working hours have access to the works and to the yards and workshops of the sub-contractor or other places where work is being prepared for the sub-contractor.

The working hours shall be those generally worked by good employers in the building and civil engineering trades taking note of gazetted holidays unless the Engineer shall so direct.

No work shall be covered up in the absence of the clerk of works without the prior approval of the Engineer in writing.

21. SAMPLES

The Sub-contractor shall furnish at his own cost any samples of materials or workmanship that may be called for by the Engineer for his approval or rejection and any further samples in the case of rejection until such are approved by the Engineer, and the Engineer may reject any materials or workmanship not in his opinion up to the approved samples.

The Engineer shall instruct for the testing of such materials as he may at his discretion deem desirable and the testing shall be made at the sub-contractor's cost. The sub-contractor shall allow in his tender for such samples and tests.

22. MATERIALS, TOOLS, PLANT ETC.

All materials and workmanship used in the execution of works shall be of the best quality and description unless otherwise described. Any materials for the works condemned by the Engineer shall immediately be removed from the site at the sub-contractor's expense.

The sub-contractor shall provide at his own risk and cost all materials, scaffolding, tools, plant, transport and workmen required for the works except, insofar as may be stated otherwise herein.

The sub-contractor shall order all materials to be obtained from overseas immediately after the sub-contract is signed and shall also order materials to be obtained from local sources as early as necessary to ensure that such materials are on site when required for use in the works.

Any defects which may appear, either of materials or of workmanship, during the defects liability period provided by the sub-contract, shall be made good by the sub-contractor at his own expense, as and when directed.

If the sub-contractor shall fail to carry out such orders, as by the preceding paragraph provided within such reasonable time as may be specified in the order, the materials or works affected may be made good by others in such manner as the Engineer may direct, in which case the cost thereby incurred shall, upon the written certificate of the Engineer, be recovered from the sub-contractor as liquidated damages.

23. FOREMAN

The sub-contractor shall keep constantly on works a competent English-speaking foreman and any directions or explanations given by the Engineer to such a foreman shall be deemed to have been given to the sub-contractor.

24. INSURANCE

The sub-contractor shall during the execution of the works, insure himself and keep himself insured against all liability under the workmen's compensation act or any amendment thereto for accidents to workmen employed by him on the said works and shall hold the employer and all parties to the contract harmless in respect of any such liability.

The sub-contractor shall further insure himself and keep himself insured against all liabilities arising from all Third party claims arising from accidents and he shall hold the Employer, the Consultants and all parties to the contract harmless in respect of any such liabilities.

No payments on account of the work executed will be made to the sub-contractor until he has satisfied the Engineer either by the production of an Insurance Certificate that the foregoing provisions have been complied with in all respects. Thereafter the Engineer may from time to time check that premiums are duly paid up by the sub-contractor who shall, if called upon to do so, produce receipts of premium renewals for the Engineer's inspection.

25. BOND

The sub-contractor shall find and submit for the approval by the Engineer one surety who shall be an established bank, Insurance company or fidelity guarantee corporation and who will be willing to be bound to the Employer in an amount equal to five percent (5%) of the sub-contract amount for the due performance of the sub-contractor up to the date of completion as certified by the architect and who will then and if called upon, sign a bond to that effect, on the same day as the sub-contract agreement is signed. In the event of the surety named not being approved by the Engineer, the sub-contractor shall furnish within seven days another surety to the approval of the Engineer. This shall be complied with unless the **MAIN WORKS** deems the subcontract as **DOMESTIC** contract.

26. TIME FOR COMPLETION AND LIQUIDATED DAMAGES

The sub-contractor shall proceed with the works in such manner and in such order, as the Engineer shall direct so as to complete the works on the shortest possible time.

It is the responsibility of the sub-contractor to ensure that all material, fittings, equipment and items to be supplied are ordered and delivered to the site ready for installation at such times as to cause no hold up to the programme of work.

NOTE: 1. The sub-contract completion period is the same as that of main contract.

2. Liquidated damages and Ascertained damages will be calculated pro-rata on the rate provided in the contract.

27. PAYMENT AND CERTIFICATES

Payments shall be made through certificates direct to the sub-contractor. All payments shall be less retention as specified in the sub-contract agreement. The sub-contractor shall be paid only for work done and /or materials on site.

The percentage of certified value retained should be 10%. Limit of Retention shall be a sum equivalent to 5% of the sub-contract sum.

Prices quoted shall include 16% VAT and 3% withholding tax and all taxes applicable at the time of tender.

No certificate so issued by the Engineer/Architect shall in itself be considered conclusive evidence as to the sufficiency of any work or materials to which the terms and conditions of this agreement or from his liability to make good all defects as provided thereby.

28. CONDITIONS OF SUB-CONTRACT, ETC

The sub-contract agreement shall be based on KABCEC conditions. FIDIC conditions for electrical and mechanical works shall form complementary reference where clear interpretation cannot be made.

29. BLASTING

Blasting will not be allowed unless with express authority of the Engineer.

30. HOISTING

The sub-contractor is referred to the Drawings and to the general description of the building. Throughout these specifications generally no mention is made of heights for hoisting.

All prices must include for hoisting and fixing at any level within the limits shown on the drawings or included in the general description of works. Where a particular level is specified the sub-contractor shall price accordingly.

31. CASING UP AND PROTECTING

The sub-contractor shall be responsible for casing up or otherwise protecting to the satisfaction of the Engineer all parts of the sub-contract works liable to cause injury and for removing such protection and making good on completion.

32. WORKS TO BE DELIVERED UP CLEAN

On completion of the works, the site and the works shall be cleared of all plant, scaffolding, rubbish and unused materials and shall be delivered up in a clean and perfect condition in every respect to the satisfaction of the Engineer.

33. DEFECTS LIABILITY PERIOD

The defects liability period shall be as provided in the main contract.

34. CLAIMS FOR EXTRAS

This is a fixed price contract and no claims whatsoever on extras will be entertained.

35. TRADE NAMES

Where trade names of manufacturer's catalogue numbers are mentioned in these specifications the reference is intended, as a guide to the type of the article or material required. The sub-contractor may use any article or material equal in type or quality to those therein described subject to the prior approval of the Engineer, and at his (Engineer's) absolute discretion. The onus of proof as to equivalent quality will rest with the sub-contractor, whose tender will be deemed to include for the makes described hereafter.

36. FLUCTUATIONS

This is a fixed price sub-contract and claims shall not be allowed on fluctuations.

SECTION NAME:

GENERAL MECHANICAL SPECIFICATIONS

<u>CLAUSE</u>	<u>DESCRIPTION</u>
1.01	GENERAL
1.02	QUALITY OF MATERIALS
1.03	REGULATIONS AND STANDARDS
1.04	ELECTRICAL REQUIREMENTS
1.05	TRANSPORT AND STORAGE
1.06	SITE SUPERVISION
1.07	INSTALLATION
1.08	TESTING
1.09	COLOUR CODING
1.10	WELDING

1.01 **General**

This section specifies the general requirement for plant, equipment and materials forming part of the Sub-contract Works and shall apply except where specifically stated elsewhere in the Specification or on the Contract Drawings.

1.02 **Quality of Materials**

All plant, equipment and materials supplied as part of the Sub-contract Works shall be new and of first class commercial quality, shall be free from defects and imperfections and where indicated shall be of grades and classifications designated herein.

All products or materials not manufactured by the Sub-contractor shall be products of reputable manufacturers and so far as the provisions of the Specification is concerned shall be as if they had been manufactured by the Sub-contractor.

Materials and apparatus required for the complete installation as called for by the Specification and Contract Drawings shall be supplied by the Sub-contractor unless mention is made otherwise.

Materials and apparatus supplied by others for installation and connection by the Sub-contractor shall be carefully examined on receipt. Should any defects be noted, the Sub-contractor shall immediately notify the Engineer.

Defective equipment or that damaged in the course of installation or tests shall be replaced as required to the approval of the Engineer.

1.03 **Regulations and Standards**

The Sub-contract Works shall comply with the current editions of the following:

- The Kenya Government Regulations.
- The United Kingdom Institution of Electrical Engineers (IEE) Regulations for the Electrical Equipment of Buildings.
- The United Kingdom Chartered Institute of Building Services Engineers (CIBSE) Guides.
- British Standard and Codes of Practice as published by the British Standards Institution (BSI)
- The Local Council By-laws.
- The Electricity Supply Authority By-laws.
- Local Authority By-laws.
- The Kenya Building Code Regulations.
- The Kenya Bureau of Standards

1.04 **Electrical Requirements**

Plant and equipment supplied under this Sub-contract shall be complete with all necessary motor starters, control boards, and other control apparatus. Where control panels incorporating several starters are supplied they shall be complete with a main isolator.

The supply power up to and including local isolators shall be provided and installed by the Electrical Sub-contractor. All other wiring and connections to equipment shall form part of this Sub-contract and be the responsibility of the Sub-contractor. The Sub-contractor shall supply three copies of all schematic, cabling and wiring diagrams for the Engineer's approval. The starting current of all electric motors and equipment shall not exceed the maximum permissible starting currents described in the Kenya Power Company (KP) By-laws.

All electrical plant and equipment supplied by the Sub-contractor shall be rated for the supply voltage and frequency obtained in Kenya, that is 415 Volts, 50Hz, 3-Phase or 240Volts, 50Hz, 1-phase. Any equipment that is not rated for the above voltages and frequencies shall be rejected by the Engineer.

1.05 **Transport and Storage**

All plant and equipment shall, during transportation be suitably packed, crated and protected to minimise the possibility of damage and to prevent corrosion or other deterioration.

On arrival at site all plant and equipment shall be examined and any damage to parts and protective priming coats made good before storage or installation.

Adequate measures shall be taken by the Sub-contractor to ensure that plant and equipment do not suffer any deterioration during storage.

Prior to installation all piping and equipment shall be thoroughly cleaned.

If, in the opinion of the Engineer any equipment has deteriorated or been damaged to such an extent that it is not suitable for installation, the Sub-contractor shall replace this equipment at his own cost.

1.06 **Site Supervision**

The Sub-contractor shall ensure that there is an English-speaking supervisor on the site at all times during normal working hours.

1.07 **Installation**

Installation of all special plant and equipment shall be carried out by the Sub-contractor under adequate supervision from skilled staff provided by the plant and equipment manufacturer or his appointed agent in accordance with the best standards of modern practice and to the relevant regulations and standards described under Clause 1.03 of this Section.

1.08 **Testing**

1.08.1 General

The Sub-contractor's attention is drawn to Part 'C' Clause 1.38 of the "Preliminaries and General Conditions".

1.08.2 Material Tests

All material for plant and equipment to be installed under this Sub-contract shall be tested, unless otherwise directed, in accordance with the relevant B.S Specification concerned.

For materials where no B.S. Specification exists, tests are to be made in accordance with the best modern commercial methods to the approval of the Engineer, having regard to the particular type of the materials concerned.

The Sub-contractor shall prepare specimens and performance tests and analyses to demonstrate conformance of the various materials with the applicable standards.

If stock material, which has not been specially manufactured for the plant and equipment specified is used, then the Sub-contractor shall submit satisfactory evidence to the Engineer that such materials conform to the requirements stated herein in which case tests of material may be partially or completely waived.

Certified mill test reports of plates, piping and other materials shall be deemed acceptable.

1.08.3 Manufactured Plant and Equipment – Work Tests

The rights of the Engineer relating to the inspection, examination and testing of plant and equipment during manufacture shall be applicable to the Insurance Companies or Inspection Authorities so nominated by the Engineer. The Sub-contractor shall give two weeks' notice to the Engineer of the manufacturer's intention to carry out such tests and inspections.

The Engineer or his representative shall be entitled to witness such tests and inspections. The cost of such tests and inspections shall be borne by the Sub-contractor.

Six copies of all test and inspection certificates and performance graphs shall be submitted to the Engineer for his approval as soon as possible after the completion of such tests and inspections.

Plant and equipment which is shipped before the relevant test certificate has been approved by the Engineer shall be shipped at the Sub-contractor's own risk and should the test and inspection certificates not be approved, new tests may be ordered by the Engineer at the Sub-contractor's expense.

1.08.4 Pressure Testing

All pipework installations shall be pressure tested in accordance with the requirements of the various sections of this Specification. The installations may be tested in sections to suit the progress of the works but all tests must be carried out before the work is buried or concealed behind building finishes. All tests must be witnessed by the Engineer or his representative and the Sub-contractor shall give 48 hours notice to the Engineer of his intention to carry out such tests.

Any pipework that is buried or concealed before witnessed pressure tests have been carried out shall be exposed at the expense of the Sub-contractor and the specified tests shall then be applied.

The Sub-contractor shall prepare test certificates for signature by the Engineer and shall keep a progressive and up-to-date record of the section of the work that has been tested.

1.09 **Colour Coding**

Unless stated otherwise in the Particular Specification all pipework shall be colour coded in accordance with the latest edition of B.S 1710 and to the approval of the Engineer or Architect.

1.10 **Welding**

1.10.1 **Preparation**

Joints to be made by welding shall be accurately cut to size with edges sheared, flame cut or machined to suit the required type of joint. The prepared surface shall be free from all visible defects such as lamination, surface imperfection due to shearing or flame cutting operation, etc., and shall be free from rust scale, grease and other foreign matter.

1.10.2 **Method**

All welding shall be carried out by the electric arc processing using covered electrodes in accordance with B.S. 639.

Gas welding may be employed in certain circumstances provided that prior approval is obtained from the Engineer.

1.10.3 **Welding Code and Construction**

All welded joints shall be carried out in accordance with the following Specifications:

a) **Pipe Welding**

All pipe welds shall be carried out in accordance with the requirements of B.S.806.

b) **General Welding**

All welding of mild steel components other than pipework shall comply with the general requirements of B.S. 1856.

1.10.4 Welders Qualifications

Any welder employed on this Sub-contractor shall have passed the trade tests as laid down by the Government of Kenya.

The Engineer may require to see the appropriate to see the appropriate certificate obtained by any welder and should it be proved that the welder does not have the necessary qualifications the Engineer may instruct the Sub-contractor to replace him by a qualified welder.

SECTION NAME:

PIPING SPECIFICATIONS

PARTICULAR SPECIFICATIONS FOR PLUMBING AND DRAINAGE INSTALLATION WORKS

GENERAL

This section specifies the general requirements for plant, equipment and materials forming part of the plumbing and drainage installations.

MATERIALS AND STANDARDS

Pipework and Fittings

Pipework materials are to be used as follows:

a) Galvanized Steel Pipework

Galvanized steel pipe work up to 65mm nominal bore shall be manufactured in accordance with B.S. 1387 Medium Grade, with tapered pipe threads in accordance with B.S. 21. All fittings shall be malleable iron and manufactured in accordance with B.S. 143.

Pipe joints shall be screwed and socketed and sufficient coupling unions shall be allowed so that fittings can be disconnected without cutting the pipe. Running nipples and long screws shall not be permitted unless exceptionally approved by the Engineer.

Galvanized steel pipe work, 80mm nominal bore up to 150mm nominal bore shall be manufactured to comply in all respects with the specification for 65mm pipe, except that screwed and bolted flanges shall replace unions and couplings for the jointing of pipes to valves and other items of plant. All flanges shall comply with the requirements of B.S. 10 to the relevant classifications contained hereinafter under Section 'C' of the Specification.

Galvanizing shall be carried out in accordance with the requirements of B.S. 1387 and B.S. 143 respectively.

All copper tubing shall be manufactured in accordance with B.S. 2871 from C.160 'Phosphorous De-oxidized Non-Arsenical Copper' in accordance with B.S. 1172.

Pipe joints shall be made with soldered capillary fittings and connections to equipment shall be with compression fittings manufactured in accordance with B.S. 864.

Short copper connection tubes between galvanized pipe work and sanitary fittings shall not be used because of the risk of galvanic action.

If, as may occur in certain circumstances, it is not possible to make the connection in any way than the use of copper tubing, then a brass straight connector shall be positioned between the galvanized pipe and the copper tube in order to prevent direct contact.

c) P.V.C. (Hard) Pressure Pipes and Fittings

All P.V.C. pipes and fittings shall be manufactured in accordance with B.S. 3505: 1968.

Jointing

The method of jointing to be employed shall be that of solvent welding, using the pipe and manufacturer's approved cement. Seal ring joint shall be introduced where it is necessary to accommodate thermal expansion.

Testing

Pipelines shall be tested in sections under an internal water pressure normally one and a half times the maximum allowable working pressure of the class of pipe used. Testing shall be carried out as soon as practical after laying and when the pipeline is adequately anchored. Precautions shall be taken to eliminate all air from the test section and to fill the pipe slowly to avoid risk of damage due to surge.

All P.V.C. pipes and fittings shall be manufactured in accordance with B.S. 3505: 1968.

Jointing

The method of jointing to be employed shall be that of solvent welding, using the pipe and manufacturer's approved cement. Seal ring joint shall be introduced where it is necessary to accommodate thermal expansion.

Testing

Pipelines shall be tested in sections under an internal water pressure normally one and a half times the maximum allowable working pressure of the class of pipe used. Testing shall be carried out as soon as practical after laying and when the pipeline is adequately anchored. Precautions shall be taken to eliminate all air from the test section and to fill the pipe slowly to avoid risk of damage due to surge.

c) A.B.S. Waste System

Where indicated on the Drawings and Schedules, the Sub-contractor shall supply and fix A.B.S. waste pipes and fittings.

The pipes, traps and fittings shall be in accordance with the relevant British Standards, including B.S. 3943, and fixed generally in accordance with manufacturer's instructions and B.S. 5572: 1978.

Jointing of pipes shall be carried out by means of solvent welding, the manufacturer's instructions and B.S. 5572: 1978. Jointing of pipes shall be carried out by means of solvent welding. The manufacturer's recommended method of joint preparation and fixing shall be followed.

Standard brackets, as supplied for use with this system, shall be used wherever possible. Where the building structure renders this impracticable the Sub-contractor shall provide purpose made supports, centers of which shall not exceed one meter. Expansion joints shall be provided as indicated. Supporting brackets and pipe clips shall be fixed on each side of these joints.

e) PVC Soil System

The Sub-contractor shall supply and fix PVC soil pipes and fittings as indicated on the Drawings and Schedules.

Pipes and fittings shall be in accordance with relevant British Standards, including B.S. 4514 and fixed to the manufacturer's instructions and B.S. 5572.

The soil system shall incorporate synthetic rubber gaskets as provided by the manufacturer whose fixing instructions shall be strictly adhere to. Connections to WC pans shall be effected by the use of a WC connector, gasket and cover, fixed to suit pan outlet. Suitable supporting brackets and pipe clips shall be provided at maximum of one metre centres.

The Sub-contractor shall be responsible for the joint into the Gully Trap on Drain as indicated on the Drawings.

Valves

Draw-off Taps and Stop Valves (Up to 50mm Nominal Bore)

Draw-off taps and valves up to 50mm nominal bore, unless otherwise stated or specified for attachment or connection to sanitary fitment shall be manufactured in accordance with the requirements of B.S.1010.

Gate Valves

All gate valves 80mm nominal bore and above, other than those required for fitting to buried water mains shall be of cast iron construction, in accordance with the requirements of B.S. 3464.

All gate valves required for fitting to buried water mains shall be of cast iron construction in accordance with the requirements of B.S.1218.

All gate valves up to and including 65mm nominal bore shall be of bronze construction in accordance with the requirements of B.S. 1952.

The pressure classification of all valves shall depend upon the pressure conditions pertaining to the site of works.

Globe Valves

All globe valves up to and including 65mm nominal bore shall be of bronze construction in accordance with the requirements of B.S.3061.

The pressure classification of all globe valves shall depend upon the pressure conditions pertaining to the site of works.

Waste Fitment Traps

a) Standard and Deep Seal P & S Traps

Where standard or deep seal traps are specified they shall be manufactured in suitable non-ferrous materials in accordance with the full requirements of B.S. 1184.

In certain circumstances, cast iron traps may be required for cast iron baths and in these instances bath traps shall be provided which are manufactured in accordance with the full requirements of B.S.1291.

b) Anti-Syphon Traps

Where anti-syphon traps are specified, these shall be similar or equal to the range of traps manufactured by Greenwood and Hughes Limited, Deacon Works Littlehampton, Sussex, England.

The trade name for traps manufactured by this company is 'Grevak'.

Pipe Supports

a) General

This sub-clause deals with pipe supports securing pipes to the structure of buildings for above ground application.

The variety and type of support shall be kept to a minimum and their design shall be such as to facilitate quick and secure fixings to metal, concrete, masonry or wood.

Consideration shall be given, when designing supports, to the maintenance of desired pipe falls and the restraining of pipe movements to a longitudinal axial direction only.

The Sub-contractor shall supply and install all steelwork forming part of the pipe support assemblies and shall be responsible for making good damage to builders work associated with the pipe support installation.

The Sub-contractor shall submit all his proposals for pipe supports to the Engineer for approval before any erection works commence.

b) Steel and Copper Pipes and Tubes

Pipe runs shall be secured by clips connected to pipe angers, wall brackets, or trapeze type supports. 'U' bolts shall not be used as a substitute for pipe clips without the prior approval of the Engineer.

An approximate guide to the maximum permissible supports spacing in metres for steel and copper pipe and tube is given in the following table for horizontal runs.

Size Nominal Bores	Copper Tube to B.S. 659	Steel Tube to B.S. 1387
15mm	1.25m	2.0m
20mm	2.0m	2.5m
25mm	2.0m	2.5m
32mm	2.5m	3.0m
40mm	2.5m	3.0m
50mm	2.5m	3.0m
65mm	3.0m	3.5m
80mm	3.0m	3.5m
100mm	3.0m	4.0m
125mm	3.0m	4.5m
150mm	3.5m	4.5m

The support spacing for vertical runs shall not exceed one and a half times the distances given for horizontal runs.

c) Expansion Joints and Anchors

Where practicable, cold pipework systems shall be arranged with sufficient bends and changes of direction to absorb pipe expansion providing that the pipe stresses are contained within the working limits prescribed in the relevant B.S. specification

Where piping anchors are supplied, they shall be fixed to the main structure only. Details of all anchor design proposals shall be submitted to the Engineer for approval before erection commences.

The contractor when arranging his piping shall ensure that no expansion movements are transmitted directly to connections and flanges on pumps or other items of plant.

The contractor shall supply flexible joints to prevent vibrations and other movements being transmitted from pumps to piping systems or vice versa.

Sanitary Appliances

All sanitary appliances supplied and installed as part of the Sub-contract works shall comply with the general requirements of B.S. Code of Practice 305 and the particular requirements of the latest B.S. Specifications.

Pipe Sleeves

Main runs of pipework are to be fitted with sleeves where they pass through walls and floors. Generally, the sleeves shall be of P.V.C. except where they pass through the structure, where they shall be mild steel. The sleeves shall have 6mm – 12mm clearance all around the pipe or for insulated pipework all around the installation. The sleeve will then be packed with slag wool or similar.

INSTALLATION

General

Installation of all pipework, valves, fittings and equipment shall be carried out under adequate supervision from skilled staff to the relevant codes and standards as specified herein. The Sub-contractor shall be responsible to the Main Contractor for ensuring that all builders work associated with his piping installation is carried out in a satisfactory manner to the approval of the Engineer.

Above Ground Installation

a) Water Services

Before any joint is made, the pipes shall be hung in their supports and adjusted to ensure that the joining faces are parallel and any falls which shall be required are achieved without springing the pipe.

Where falls are not shown on the Contract Drawings or stated elsewhere in the Specification, pipework shall be installed parallel to the lines of the buildings and as close to the walls, ceilings, columns, etc., as is practicable.

All water systems shall be provided with sufficient drain points and automatic air vents to enable them to function correctly.

Valves and other user equipment shall be installed with adequate access for operation and maintenance. Where valves and other operational equipment are unavoidably installed beyond normal reach or in such position as to be difficult to reach from a small step ladder, extension spindles with floor or wall pedestals shall be provided.

Screwed piping shall be installed with sufficient number of unions to facilitate easy removal of valves and fittings, and to enable alterations of pipework to be carried out without the need to cut the pipe.

Full allowances shall be made for the expansion and contraction of pipework, precautions being taken to ensure that any force produced by the pipe movements are not transmitted to valves, equipment or plant. All screwed joints to piping and fittings shall be made with P.T.F.E. tape.

The test pressure shall be maintained by the pump for about one hour and if there is any leakage, it shall be measured by the quantity of water pumped into the main in that time. A general leakage of 4.5 litres per 25mm of diameter, per 1.6 kilometres per 24 hours per 30 metres head, may be considered reasonable but any visible individual leak shall be repaired.

b) Sanitary Services

Soil, waste and vent pipe system shall be installed in accordance with the best standard of modern practice as described in B.S. 5572 to the approval of the Engineer. The Sub-contractor shall be responsible for ensuring that all ground waste fittings are discharged to a gully trap before passing to the sewer via a manhole.

The Sub-contractor shall provide all necessary rodding and inspection facilities within the draining system in positions where easy accessibility is available. Where a branch requires rodding facilities in a position to which normal access is unobtainable, then that branch shall be extended so as to provide a suitable purpose made rodding eye in the nearest adjacent wall or floor to which easy access is available.

The vent stacks shall terminate above roof level and where stack passes through roof, a weather skirt shall be provided. The Sub-contractor shall be responsible for sealing the roof after installation of the stacks.

The open end of each stack shall be fitted with a plastic coated or galvanized steel wire guard. Access for rodding and testing shall be provided at the foot of each stack.

c) Sanitary Appliances

All sanitary appliances associated with the Sub-contract works shall be installed in accordance with the best standard of modern practice as described in C.P. 305 to the approval of the Engineer.

Underground Water Mains

After laying, jointing and anchoring, the mains shall be slowly and carefully charged with water so that all air is expelled and allowed to stand full for three days before testing under pressure.

A long main shall be tested in sections as the work of laying proceeds and all joints shall be exposed for inspection during the testing. The open end of the main may be temporarily closed for testing under moderate pressure by fitting a water pipe expanding plug, of which several types are available.

The end of the main and the plug should be secured by struts or otherwise, to resist the end thrust of the water pressure in the main. If the section of main terminates with a sluice valve, the wedge of the valve shall not be used to retain the water, instead the valve shall be fitted temporarily with a blank flange, or a socket valve with a plug and the wedge shall be placed in the open position while testing.

The Contractor shall provide suitable end supports to withstand the end thrust of the water pressure in the main.

Above Ground Internal Water Services Installation

All water service pipe system installed above ground shall be tested hydraulically for a period of one hour to not less than one and half times the design working pressure. If preferred, the Contractor may test the Pipelines in sections.

Any such section found to be satisfactory need not be the subject of a further test when system has been completed, unless specifically requested by the Engineer. During the test, each branch and joint shall be examined carefully for leaks and any defects revealed shall be made good by the Contractor and the section retested.

The Contractor shall take all necessary precautions to prevent damage occurring to special valves and fittings during the tests. Any item damaged shall be required or replaced at the Contractor's expenses.

A site test shall be carried out on all drainage pipes before haunching or surrounds are applied. These tests shall be carried out preferably from manhole to manhole.

Short branch drains connected to a main drain between manholes shall be tested as one system with a main drain.

In long branches, a testing junction shall be inserted next to the junction with the main drain and the branch tested separately. After this has been passed, the testing junction shall be effectively sealed.

All tests on underground drains shall be permitted on cast iron drains at the discretion and to the approval of the Engineer. Water tests shall be carried out in accordance with the methods described under B.S. Code of Practice 301, Clause 601(b) and (c) and the test pressure shall not be less than 1,520mm head at the highest point in the pipe section and not more than 10.36mm head at any point in the section.

The test pressure shall be maintained for the period of one hour during which time the pipe and joints shall be inspected for sweating and leakage. Any leak discovered during the tests shall be made good by the Sub-Contractor and the section re-tested.

In addition to pressure tests, drain pipe runs shall be tested for straightness where applicable. This test shall be carried out in accordance with one of the two methods described in B.S. code of Practice 301, Clause 601(e).

Testing of manholes shall be carried out in accordance with the methods described under B.S. code of practice 301, clause 601 (f).

Site Tests - Pipework Systems

a) Above Ground Internal Water Services Installation

All water service pipe system installed above ground shall be tested hydraulically for a period of one hour to not less than one and half times to design working pressure. If preferred, the Sub-contractor may test the pipelines in sections. Any such section found to be satisfactory need not be the subject of a further test when system has been completed, unless specifically requested by the Engineer. During the test, each branch and joint shall be examined carefully for leaks and any defects revealed shall be made good by the Sub-contractor and the section re-tested.

The Sub-contractor shall take all necessary precautions to prevent damage occurring to special valves and fittings during the tests. Any item damaged shall be repaired or replaced at the Sub-contractor's expenses.

b) Above Ground Soil Waste and Ventilation System

All soil, waste and ventilating pipe system forming part of the above ground installation, shall be given appropriate test procedures as described in B.S. 5572, 1972.

Smoke tests on above ground soil, waste and ventilating pipe system shall not be permitted.

Pressure tests shall be carried out before any work which is to be concealed is finally enclosed.

In all respects, tests shall comply with the requirements of B.S. 5572.

Following satisfactory pressure test on the pipework system operational tests shall be carried out in accordance with the relevant B. S. Code of practice on the systems as a whole to establish that special valves, gauges, control, fittings, equipment and plant are functioning correctly to the satisfaction of the Engineer.

All hot water pipework shall be installed with pre-formed fibre glass lagging to a thickness of 25mm where the pipe runs above a false ceiling or in areas where the ambient temperature is higher than normal with the result that pipe “sweating”, due to condensation will cause nuisance.

All lagged pipes which run in a visible position after erection shall be given a canvas cover and prepared for painting as follows

- i) Apply a coating of suitable filler until the canvas weave disappears and allow to dry.
- ii) Apply two coats of an approved paint and finish in suitable gloss enamel to colors approved by the Engineer.

All lagging for cold and hot water pipes erected in crawlways, ducts and above false ceiling which after erection are not visible from the corridors of rooms, shall be covered with a reinforced aluminium foil finish banded in colours to be approved by the Engineer.

In all respects, unless otherwise stated, the hot and cold water installation shall be carried out in accordance with the best standard of modern practice and described in C.P.342 and C.P.310 respectively to the approval of the Engineer.

The test pressure shall be applied by means of a manually operated test pump or, in the case of long main or mains of large diameter, by a power driven test pump which shall not be left unattended. In either case precautions shall be taken to ensure that the required pressure is not exceeded.

The Sub-contractor shall be deemed to have included in his price for all test pumps, and other equipment required under this specification.

The test pressure shall be one and a half times the maximum working pressure except where a pipe is manufactured from a material for which the relevant B.S. specification designates a maximum test pressure.

STERILISATION OF HOT AND COLD WATER SYSTEM

All water distribution system shall be thoroughly sterilised and flushed out after the completion of all tests and before being fully commissioned for handover.

The sterilisation procedures shall be carried out by the Sub-contractor in accordance with the requirements of B.S. Code of Practice 301, Clause 409 and to the approval of the Engineer.

PLUMBING PIPES SPECIFICATION

- Impact Strength of over 45 avg ft/lbs tested by ASTM D2444 Standard Practice for Determination of the Impact Resistance of Thermoplastic Pipe and Fittings
- Biofilm Formation Potential of less than 120 pg ATP/cm²
- integrates specialized additives that protect the pipe from UV
- To meet the requirement of having a flame spread index of 0-25 and a smoke developed index of 0-50 (25/50 rating) when tested in accordance with ASTM E84/UL723

Item	Parameter	Required
A	Material	Chlorinated Polyvinyl Chloride
B	Tensile Strength (MPa at 23°C)	High.55 MPa
C	Flow Rate	High due to higher ID
D	Jointing	cold fusion as done by solvent joint
E	Scale Formation/ Calcination	No scale formation, pitting and corrosion
F	Fire Retardance	LOI = 60%. Self extinguishes
G	Bacterial Growth	Less than 5000Kbe/cm
H	Thermal Conductivity	0.14W/MK Less energy loss
I	Coefficient of Thermal expansion	0.7x10 mm/mk less supports, less snaking.
J	Effect of UV	Dehydrochlorination reaction. Temp and pressure bearing capacity remains unaffected
K	Oxygen Permeation	Less than 1 cm ³ /m day atmosphere (at 70°C) No corrosion risk
L	Reliability	Being in production for at least 20 years
M	Maximum Temperature	93 degrees centigrade
N	Resistance to water disinfectant (Chlorine)	Not affected by chlorine in water supply or by pH of Water

Certified to

- EN ISO 15877, which specifies the material is approved for use in hot and cold water distribution systems
- ASTM F656, standard for using a primer for potable water and sewer pipe
- NSF-61 Annex G certification, which verifies the material leaches almost no lead into the water.

PIPE SCHEDULE

Temperature and Pressure Tolerance

Item	Temperature (degrees centigrade)	Working Pressure for PN16(bar)	Working Pressure for PN20(bar)	Working Pressure for PN25(bar)
A	20	16	20	25
B	40	11	14	17
C	60	6	8	10
D	80	4	5	6
E	95	2	3	4

HANGERS AND SUPPORT

- Piping should not be anchored tightly to supports, but rather secured with smooth straps or hangers that allow for movement caused by expansion and contraction.
- Hangers should not have rough or sharp edges which come in contact with the tubing.

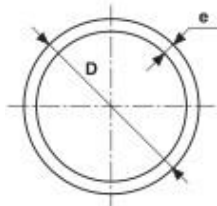
Item	Pipe size(mm)	Hangers Spacing			
		Horizontal			Vertical
		20 ° C	60 ° C	80 ° C	
A	16	850	700	600	1000
B	20	950	850	750	1200
C	25	1050	950	850	1300
D	32	1200	1100	1000	1400
E	40	1300	1150	1150	1500
F	50	1500	1450	1350	1700
G	63	1700	1650	1550	2000

PIPES

CPVC pipes SDR-11 for 15 mm (1/2") to 50 mm (2")

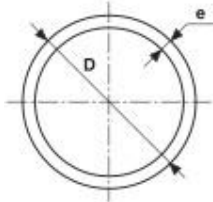
CPVC Schedule 40 pipes to ASTM F-441

PN 16



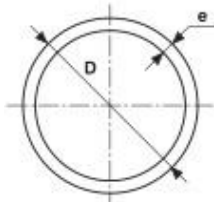
Diameter D	e/mm	PN	Description	Unit	Weight per meter (Kg)	Internal Diameter (mm)
16	1,4	16	TUBE CPVC	ML	0,111	13,20
20	1,5	16	TUBE CPVC	ML	0,151	17,00
25	1,9	16	TUBE CPVC	ML	0,234	21,20
32	2,4	16	TUBE CPVC	ML	0,379	27,20
40	3	16	TUBE CPVC	ML	0,590	34,00
50	3,7	16	TUBE CPVC	ML	0,910	42,60
63	4,7	16	TUBE CPVC	ML	1,460	53,60
75	5,6	16	TUBE CPVC	ML	2,100	63,80
90	6,7	16	TUBE CPVC	ML	2,900	76,60
110	8,1	16	TUBE CPVC	ML	4,310	93,80
125	9,2	16	TUBE CPVC	ML	5,460	106,60
140	10,3	16	TUBE CPVC	ML	6,850	119,40
160	11,8	16	TUBE CPVC	ML	9,070	136,40

PN 20



Diameter D	e/mm	PN	Description	Unit	Weight per meter (Kg)	Internal Diameter (mm)
16	1,5	20	TUBE CPVC	ML	0,115	13,00
20	1,9	20	TUBE CPVC	ML	0,187	16,20
25	2,3	20	TUBE CPVC	ML	0,270	20,40
32	2,9	20	TUBE CPVC	ML	0,470	26,20
40	3,7	20	TUBE CPVC	ML	0,701	32,60
50	4,6	20	TUBE CPVC	ML	1,090	40,80
63	5,8	20	TUBE CPVC	ML	1,720	51,40
75	6,8	20	TUBE CPVC	ML	2,420	61,40
90	8,2	20	TUBE CPVC	ML	3,750	73,60
110	10	20	TUBE CPVC	ML	5,130	90,00
125	11,4	20	TUBE CPVC	ML	6,620	102,20
140	12,7	20	TUBE CPVC	ML	8,200	114,60
160	14,6	20	TUBE CPVC	ML	10,800	130,80

PN 25

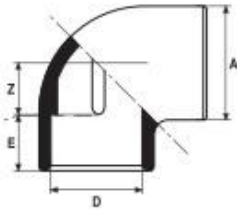


Diameter D	e/mm	PN	Description	Unit	Weight per meter (Kg)	Internal Diameter (mm)
16	1,8	25	TUBE CPVC	ML	0,140	12,40
20	2,3	25	TUBE CPVC	ML	0,220	15,40
25	2,8	25	TUBE CPVC	ML	0,330	19,40
32	3,6	25	TUBE CPVC	ML	0,490	24,80
40	4,5	25	TUBE CPVC	ML	0,830	31,00
50	5,6	25	TUBE CPVC	ML	1,290	38,80
63	7,1	25	TUBE CPVC	ML	2,020	48,80
75	8,4	25	TUBE CPVC	ML	2,880	58,20
90	10,1	25	TUBE CPVC	ML	4,250	69,80
110	12,3	25	TUBE CPVC	ML	6,160	85,40
125	14	25	TUBE CPVC	ML	7,90	97,00
140	15,7	25	TUBE CPVC	ML	9,920	108,60
160	17,9	25	TUBE CPVC	ML	12,910	124,20

PIPE FITTINGS

- CPVC pipes SDR-11 fittings to per ASTM D2846 for pipes Sizes 15 mm (1/2") to 50 mm (2")
- Schedule 40 fittings to ASTM F-438 for pipe Sizes above 50 mm (2")

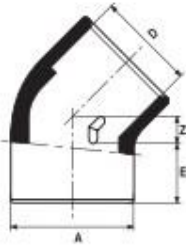
Elbow 90°



Dn	Reference	A(min)	D(avg)	Z(avg)	E(min)
16	GIC 16	21,2	16,2	9,0	14,0
20	GIC 20	26,6	20,2	11,0	16,0
25	GIC 25	32,95	25,35	13,5	25,0
32	GIC 32	40,35	32,35	17,0	30,0
40	GIC 40	50,35	40,35	21,0	35,0
50	GIC 50	62,95	50,35	26,0	41,0
63	GIC 63	76,15	63,35	32,5	50,0
75	GIC 75	90,65	75,45	38,5	60,0
90	GIC 90	108,65	90,45	46,0	72,0
110	GIC 110	132,45	110,45	56,0	88,0

Notes: All dimensions are in mm

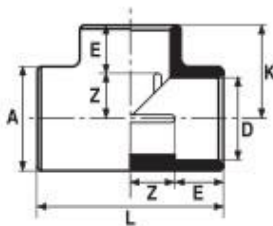
Elbow 45°



Dn	Reference	A(min)	D(avg)	Z(avg)	E(min)
16	HIC 16	21,2	16,2	4,5	14,0
20	HIC 20	26,6	20,2	5,0	16,0
25	HIC 25	32,8	25,2	6,0	18,5
32	HIC 32	40,35	32,35	7,5	30,0
40	HIC 40	50,35	40,35	9,5	35,0
50	HIC 50	60,35	50,35	11,5	41,0
63	HIC 63	76,15	63,35	14,0	50,0
75	HIC 75	90,65	75,45	16,5	60,0
90	HIC 90	108,65	90,45	19,5	72,0
110	HIC 110	132,45	110,45	24,0	88,0

Notes: All dimensions are in mm

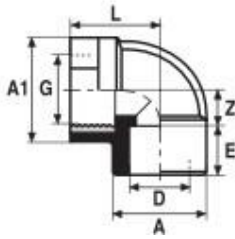
Tee 90°



Dn	Reference	A(min)	D(avg)	Z(avg)	E(min)	K	L
16	TIC 16	21,2	16,2	9,0	14,0	23,0	46,0
20	TIC 20	26,6	20,2	11,0	16,0	27,0	54,0
25	TIC 25	32,95	25,35	13,5	25,0	38,5	77,0
32	TIC 32	40,35	32,35	17,0	30,0	47,0	94,0
40	TIC 40	50,35	40,35	21,0	35,0	56,0	112,0
50	TIC 50	62,95	50,35	26,0	41,0	67,0	134,0
63	TIC 63	76,15	63,35	32,5	50,0	82,5	165,0
75	TIC 75	90,65	75,45	38,5	60,0	98,5	197,0
90	TIC 90	108,65	90,45	46,0	72,0	118,0	236,0
110	TIC 110	132,45	110,45	56,0	88,0	144,0	288,0

Notes: All dimensions are in mm

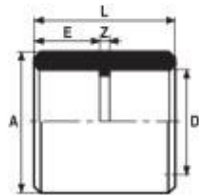
Elbow Metal Reduced and Threaded



Dn	Reference	A(min)	D(avg)	Z(avg)	E(min)	G	A1	L
16x1/2"	GIRC 16x1/2"	21,2	16,2	9,0	14,0	1/2"	39,8	28,5
20x1/2"	GIRC 20x1/2"	26,75	20,35	11,0	20,0	1/2"	42,0	27,5
25x1/4"	GIRC 25x1/4"	32,95	25,35	13,5	25,0	3/4"	43,0	33,8
32x1"	GIRC 32x1"	40,35	32,35	17,0	30,0	1"	49,3	39,7

Notes: All dimensions are in mm

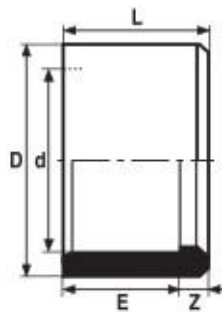
Sleeves



Dn	Reference	A(min)	D(avg)	Z(avg)	E(min)	L
16	MIC 16	21,2	16,2	3,0	14,0	31,0
20	MIC 20	26,6	20,2	3,0	16,0	35,0
25	MIC 25	32,95	25,35	3,0	25,0	53,0
32	MIC 32	40,35	32,35	3,0	30,0	63,0
40	MIC 40	50,35	40,35	3,0	35,0	73,0
50	MIC 50	62,95	50,35	3,0	41,0	85,0
63	MIC 63	76,15	63,35	3,0	50,0	103,0
75	MIC 75	90,65	75,45	4,0	60,0	124,0
90	MIC 90	108,65	90,45	5,0	72,0	149,0
110	MIC 110	132,45	110,45	6,0	88,0	182,0

Notes: All dimensions are in mm

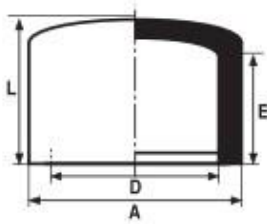
Reduction



Dn	Reference	D(min)	d(avg)	Z(avg)	E(min)	L(min)
20/16	DIC 20/16	20,0	16,35	4,0	16,0	20,0
25/20	DIC 25/20	25,0	20,35	5,0	20,0	25,0
32/20	DIC 32/20	32,0	20,35	10,0	20,0	30,0
32/25	DIC 32/25	32,0	25,35	5,0	25,0	30,0
40/20	DIC 40/20	40,0	20,35	15,0	20,0	35,0
40/25	DIC 40/25	40,0	25,35	10,0	25,0	35,0
40/32	DIC 40/32	40,0	32,35	5,0	30,0	35,0
50/20	DIC 50/20	50,0	20,35	15,0	20,0	35,0
50/25	DIC 50/25	50,0	25,35	16,0	25,0	41,0
50/32	DIC 50/32	50,0	32,35	11,0	30,0	41,0
50/40	DIC 50/40	50,0	40,35	6,0	35,0	41,0
63/32	DIC 63/32	63,0	32,35	20,0	30,0	50,0
63/40	DIC 63/40	63,0	40,35	15,0	35,0	50,0
63/50	DIC 63/50	63,0	50,35	9,0	41,0	50,0
75/50	DIC 75/50	75,0	50,35	19,0	41,0	60,0
75/63	DIC 75/63	75,0	63,35	10,0	50,0	60,0
90/75	DIC 90/75	90,0	75,45	12,0	60,0	72,0
110/90	DIC 110/90	110,0	90,45	16,0	72,0	88,0

Notes: All dimensions are in mm

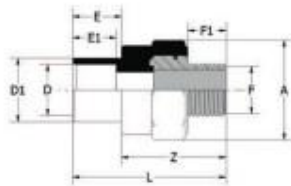
End Cap



Dn	Reference	A(min)	D(Avg)	E(min)	L(min)
16	CIC 16	21,2	16,2	14,0	19,5
20	CIC 20	26,6	20,2	16,0	22,2
25	CIC 25	32,8	25,2	18,5	25,3
32	CIC 32	40,35	32,35	30,0	37,0
40	CIC 40	50,35	40,35	35,0	43,0
50	CIC 50	62,95	50,35	41,0	50,3
63	CIC 63	79,15	63,35	50,0	60,9
75	CIC 75	93,85	75,45	60,0	73,2
90	CIC 90	112,65	90,45	72,0	88,1
110	CIC 110	137,45	110,45	88,0	107,5

Notes: All dimensions are in mm

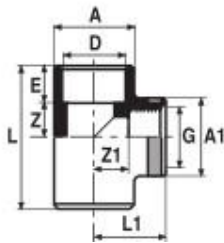
Reduced Metal Sleeve



Dn	Reference	D1(min)	D(avg)	A	E1	E	F	F1	L	Z
25x½"	KRGC 25x½"	32,95	25,35	40,8	25,0	28,0	½"	13,7	59,5	43,0
32x¾"	KRGC 32x¾"	40,35	32,35	47,5	30,0	33,0	¾"	16,6	65,0	47,5

Notes: All dimensions are in mm

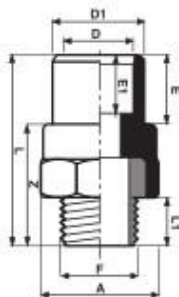
Tee Metal Threaded



Dn	Reference	A(min)	D(avg)	Z(avg)	E(min)	L	G	A1	Z1	L1
16x½"	TIRC 16x½"	21,2	16,2	9,0	14,0	46,0	½"	39,5	15,0	30,0
20x½"	TIRC 20x½"	26,75	20,35	11,0	20,0	62,0	½"	42,5	13,5	30,0
25x¾"	TIRC 25x¾"	32,95	25,35	13,5	25,0	77,0	¾"	43,0	16,5	34,5
32x1"	TIRC 32x1"	40,35	32,35	17,0	30,0	94,0	1"	49,2	20,0	40,5

Notes: All dimensions are in mm

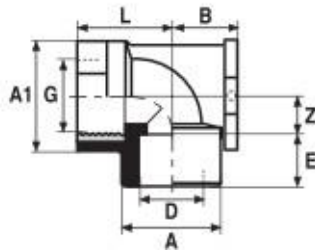
Metal Sleeves Male



Dn	Reference	D1(min)	D(avg)	A	E1	E	F	L1	L	Z
16x½"	KIGC 16x½"	21,2	16,2	39,5	14,0	16,0	½"	12,0	46,7	30,5
20x½"	KIGC 20x½"	26,75	20,35	34,9	20,0	19,0	½"	12,0	48,0	29,5
25x¾"	KIGC 25x¾"	31,75	25,35	40,8	25,0	15,6	¾"	13,7	59,5	43,0
32x1"	KIGC 32x1"	40,35	32,35	47,5	30,0	17,0	1"	16,6	65,0	47,5
40x1½"	KIGC 40x1½"	48,55	40,35	59,5	35,0	19,5	1½"	22,0	75,5	56,0
50x1½"	KIGC 50x1½"	60,35	50,35	69,0	41,0	26,5	1½"	20,0	81,0	54,5
63x2"	KIGC 63x2"	76,15	63,35	81,0	50,0	33,7	2"	26,5	98,5	64,0

Notes: All dimensions are in mm

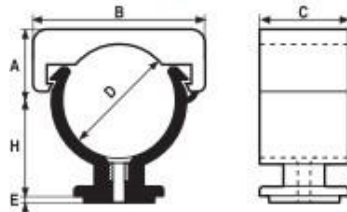
Wall Mount Elbow



Dn	Reference	A(min)	D(avg)	Z(avg)	E(min)	G	A1	L	B
20x1/2"	20x1/2"	26,75	20,35	11,0	20,0	1/2"	42,0	27,0	12,5
25x3/4"	25x3/4"	32,95	25,35	13,5	25,0	3/4"	46,5	34,0	17,5

Notes: All dimensions are in mm

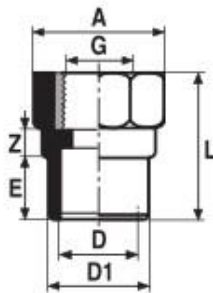
Bracket for Pipe



Dn	Reference	D	A	B	C	E	H
20	MDC 20	20,5	10,0	31,5	16,0	1,9	18,0
25	MDC 25	25,5	11,0	38,0	16,0	1,9	21,0
32	MDC 32	32,8	15,0	48,0	18,0	2,7	25,5

Notes: All dimensions are in mm

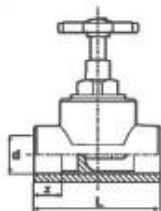
Sleeve Female Metal Threaded



Dn	Reference	D1(min)	D(avg)	A	E(min)	G	Z	L
16x1/2"	MIRC 16x1/2"	21,2	16,2	39,5	14,0	1/2"	3,0	34,5
20x1/2"	MIRC 20x1/2"	26,75	20,35	39,5	20,0	1/2"	3,0	35,2
25x3/4"	MIRC 25x3/4"	32,95	25,35	45,5	25,0	3/4"	3,0	48,0
32x1"	MIRC 32x1"	40,35	32,35	50,5	30,0	1"	3,0	48,5
40x1 1/4"	MIGC 40x1 1/4"	48,55	40,35	60,0	35,0	1 1/4"	3,0	54,5
50x1 1/2"	MIGC 50x1 1/2"	60,35	50,35	69,0	41,0	1 1/2"	3,0	61,0
63x2"	MIGC 63x2"	76,15	63,35	81,0	50,0	2"	3,0	72,0

Notes: All dimensions are in mm

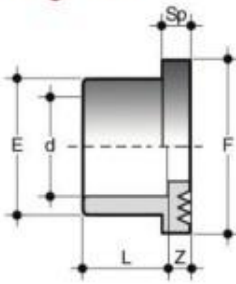
Stop Valve



Dn	Reference	d(avg)	Z(min)	L
20x1/2"	VKIK 20x1/2"	20,35	20,0	62,0
25x3/4"	VKIK 25x3/4"	25,35	25,0	77,0
32x1"	VKIK 32x1"	32,35	30,0	94,0

Notes: All dimensions are in mm

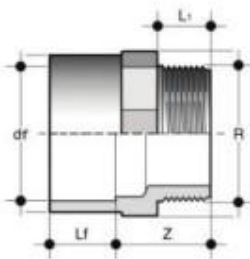
Flange Hub



Dn	Reference	d(avg)	E(min)	L	Z	SP	F
63	Colet 63	63.35	82.0	41.0	3.0	9.0	90.0
75	Colet 75	75.45	89.5	43.5	3.0	10.0	105.0
90	Colet 90	90.45	107.5	49.0	5.0	11.0	125.0
110	Colet 110	110.45	131.0	63.0	5.0	14.0	158.0

Notes: All dimensions are in mm

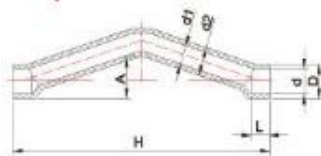
Sleeve Male Threaded



Dn	Reference	df(avg)	Lf(min)	L1(min)	Z	R
25x3/4"	KIFC 25x3/4"	25.35	25.0	16.3	27.0	3/4"
32x1"	KIFC 32x1"	32.35	30.0	19.1	30.5	1"
40x1 1/4"	KIFC 40x1 1/4"	40.35	35.0	21.4	35.0	1 1/4"
50x1 1/2"	KIFC 50x1 1/2"	50.35	41.0	21.4	35.0	1 1/2"
63x2"	KIFC 63x2"	63.35	50.0	25.7	41.0	2"
75x3"	KIFC 75x3"	75.45	60.0	34.5	46.5	3"
90x4"	KIFC 90x4"	90.45	72.0	41.0	52.0	4"

Notes: All dimensions are in mm

Step over bend



Dn	Reference	d(avg)	D(min)	L(min)	H(min)	A	d1	d2
20	SOBC 20	20.2	28.0	16.0	160.0	26.5	14.0	21.8
25	SOBC 25	25.2	34.8	18.5	180.0	29.5	17.7	26.7
32	SOBC 32	32.2	42.0	22.0	220.0	32.5	22.2	32.0

Notes: All dimensions are in mm



Elbow 45°



Expansion Loop



Coupler



Elbow 90°



Tee (Brass)



Cross Tee



Powder Coated
Metal Clamp



Union



Male Adaptor
Plastic Threaded
(MAPT)



Female Adaptor
Plastic Threaded
(FAPT)



End Cap



Equal Tee



Female Adaptor Brass
Threaded (FABT)



Step Over Bend



Reducer Elbow 90°



Tank Nipple



Reducer Tee



Flange Open



Flange Closed



Reducing Bush



Elbow 90° Brass



Reducer Coupler



Converter Bushing

INSTALLATION

Cutting

- CPVC pipe can be cut with a wheel-type plastic tube cutter, a hack saw or other fine toothed hand or power saw.
- Use of ratchet cutters is permitted, provided blades are sharpened regularly. A miter box should be used to ensure a square cut when using a saw.
- Pipes to be cut as squarely as possible to provide an optimal bonding area within the joint.
- If any indication of damage or cracking is evident at the pipe end, cut off at least 5 cm beyond any visible crack.

Deburring / Beveling

- Burrs and filings can prevent proper contact between pipe and fitting during assembly, and should be removed from the outside and inside of the pipe.
- A chamfering tool is preferred for this purpose. A slight bevel on the end of the pipe will ease entry of the pipe into the fitting socket and minimize the chances of pushing solvent cement to the bottom of the joint.

Fitting Preparation

- Any dirt or moisture must be wiped from the fitting socket and pipe end.
- Check the dry fit of the pipe and fitting.
- The pipe should make contact with the socket wall 1/3 to 2/3 of the way into the fitting socket.
- Pipe should not bottom out in the socket.

Solvent Cement Application

- Only CPVC approved cement to be used

Assembly

- Immediately insert the pipe into the fitting socket, rotating the pipe 1/4 to 1/2 turn while inserting. This motion ensures an even distribution of cement within the joint. Properly align the fitting. Hold the assembly for approximately 10 seconds, allowing the joint to set.
- An even bead of cement should be evident around the joint. If this bead is not continuous around the socket edge, it may indicate that insufficient cement was applied. In this case remake the joint to avoid potential leaks.

ALL PIPE AN FITTINGS TO BE AS CPVC FLOWGUARD OR EQUAL

Site name

Date

Address

Contractor Name

Floor level

Floor/Wing

Room/Office

PRESSURE TEST RECORD

Starting Time of the Procedure.....

Testing Pressure

Duration	Time	Recorded Pressure Readings (Bar)	Comment
Starting Time			
1 hour			
2 hours			
4 Hours			
6 Hours			
8 Hours			
12 Hours			
24 Hours			

Certification

Plumber Name.....Date.....

Engineers Rep (COW) Name.....Date.....

Testing Procedure

- Disconnect ancillary equipment that may not be designed to withstand test pressures, e.g. shower, boiler, etc. Manufacturer's data should be consulted.
- Check all system high points for location of air vents.
- Blank or plug any open ends including float valves. Close valves where sub-sections only are being tested.
- Open all valves in the enclosed section under test.
- Attach test pump to a convenient point with non-return valve and testing gate valve
- Start filling the system by pump priming and replenishing the pump water reservoir.
- Ventilate air from high points until water shows.
- When the system is full, raise the pressure as required.
- Remove the pump and leave the system primed
- If pressure falls, check joints, valves, etc. for leakage.
- When the test is satisfied, ensure the appropriate documentation is signed.
- Physical examination of the system for any leakages

Test requirements

Test required test pressure is applied and maintained for initial 30 minutes for bleeding air out of the pipeline/system.

Test is satisfied if: there is no visible leakage and the pressure drop is a maximum of 5% of the start testing pressure.

Testing Notes

Pipelines shall be tested in sections under an internal water pressure normally one and a half times the maximum allowable working pressure of the class of pipe used or the design pressure. Testing shall be carried out as soon as practical after laying and when the pipeline is adequately anchored. Precautions shall be taken to eliminate all air from the test section and to fill the pipe slowly to avoid risk of damage due to surge. All water service pipe system installed above ground shall be tested hydraulically for a period of one hour to not less than one and half times to design working pressure.

If preferred, the Sub-contractor may test the pipelines in sections. Any such section found to be satisfactory need not be the subject of a further test when system has been completed, unless specifically requested by the Engineer. During the test, each branch and joint shall be examined carefully for leaks and any defects revealed shall be made good by the Sub-contractor and the section re-tested. The Sub-contractor shall take all necessary precautions to prevent damage occurring to special valves and

fittings during the tests. Any item damaged shall be repaired or replaced at the Sub-contractor's expenses.

The test pressure shall be applied by means of a manually operated test pump or, in the case of long main or mains of large diameter, by a power driven test pump which shall not be left unattended. In either case precautions shall be taken to ensure that the required pressure is not exceeded. Pressure gauges should be recalibrated before the tests. The Sub-contractor shall be deemed to have included in his price for all test pumps, and other equipment required under this specification.

The test pressure shall be one and a half times the maximum working pressure except where a pipe is manufactured from a material for which the relevant B.S. specification designates a maximum test pressure.

Note: If further testing is required, it should be done in intervals of 1hour up to 8hours (working hours). For overnight testing, the last recorded pressure before close of business and the first reading in the morning should be captured.

DRAINAGE PIPING

- Drainage Piping shall be with specifications as follows
 - Raw material - **100% VIRGIN Polyvinyl chloride (PVC-U)**
 - Stabilizers - Non-lead/ Organic
 - Jointing method - Rubber ring or Solvent Weld
 - Density (g/cm³) - 1.40
 - Yield strength (N/mm²) - 50 – 55
 - E-modulus (N/mm²) - 3000
 - Melting point - Ca. 90°C
 - Vicat softening point - 80°C
 - Specific heat - 1.00 kJ/kg • K
 - Colour Light Grey to BS EN 1329-1:2000 and quality to BS 5255
 - Colour Brown to BS EN 1401-1:1998 and quality to BS 4660
 - Coefficient of heat conduction - 0.16 W/mK
 - Tensile Strength : Min. 45 N/mm²
- Jointing by Rubber Ring/Solvent Weld
- With all associated fittings
 - WC Connectors
 - Vent pipes and caps
 - Air admittance valves
 - Traps/siphons
 - Floor gullies
 - Access fittings
 - Connectors and reducers
- 15° chamfer is applied to all spigot ends for rubber ring pipe.

Item	Parameter	Value	Test method
A	Impact Resistance	TIR \leq 10%	EN 744
B	Vicat Softening	\geq 79 °C	EN 727
C	Longitudinal Reversion	\leq 5%	EN 743
D	Dichloromethane Acid Resistance	No attack	EN 580
E	Water Tightness of Rubber Ring Joint	No leakage	EN 1277
F	Elevated Temp. Cycling	No leakage	EN 1055
G	Long Term Performance of TPE Seals	90 days \geq 1.3 bar	EN 1989
		100 years \geq 0.6 bar	EN 1989
H	Resistance to Internal Pressure	No failure during the test 10.0MPa for 1000 hours, at 60 °C	EN 921

Item	Pipe Size (mm)	Mean outside diameter(mm)	Wall thickness (mm)
A	36	36.5	3.5
B	43	43.1	3.5
C	56	56.1	3.5
D	82	82.3	3.5
E	110	110.3	3.5
F	160	160.4	3.8

PIPE FITTINGS



BEND 90° - SWR

Sizes


1 1/4"
1 1/2"
2"
3" (82mm)



BEND 45° - SWR

Sizes

4" (110mm)
Bend 45°



REDUCING BUSH - SWR

Sizes

1 1/4"
1 1/2"
2"
3" (82mm)



W.C. CONNECTOR - SWR

Sizes

W.C. Connector
Straight 4" (110mm)



SHOWER TRAP - SWR

Sizes

4" (110mm) Tee



BOSS CONNECTOR - SWR

Sizes

4' (110mm) x 1 1/4"
4' (110mm) x 1 1/2"
4' (110mm) x 2"



FLOOR TRAP - SWR

Description

Complete with Grill and Tile
Grill and Tile (inlet)
Main Trap
Grill



INSPECTION BEND 90° - SWR

Sizes

4" (110mm) Inspection
Bend 90°



VENT COWL - SWR

Description

4' (110mm)



ACCESS PLUG - SWR

Sizes


1 1/4"
1 1/2"
2"



TEE SWR

Sizes

1 1/4"
1 1/2"
2"
3" (82mm)



TEE SWR

Sizes

4" (110mm) Tee



INSPECTION TEE

Sizes

4" (110mm) Bend 90°

SECTION NAME:

FIRE HOSEREEL SPECIFICATIONS

FIRE HOSEREEL SPECIFICATION

<u>CLAUSE</u>	<u>DESCRIPTION</u>
1.01	GENERAL
1.02	SCOPE OF WORKS
1.03	WATER/CO ₂ EXTINGUISHERS
1.04	CARBON DIOXIDE FIRE EXTINGUISHERS
1.05	DRY CHEMICAL POWDER PORTABLE FIRE EXTINGUISHER
1.06	SITE SUPERVISION
1.07	INSTALLATION
1.08	TESTING
1.09	COLOUR CODING
1.10	WELDING

PARTICULAR SPECIFICATIONS FOR PORTABLE FIRE EXTINGUISHER AND HOSE REEL INSTALLATIONS

1.0.1 GENERAL

The particular specification details the requirements for the supply and installation and commissioning of the Portable Fire Extinguishers and Boosted Hose Reel System.

The Sub-contractor shall include for all appurtenances and appliances not necessarily called for in this specification or shown on the contract drawings but which are necessary for the completion and satisfactory functioning of the works.

If in the opinion of the Sub-contractor there is a difference between the requirements of the Specifications and the Contract Drawings, he shall clarify these differences with the Engineer before tendering.

1.0.2 SCOPE OF WORKS

The Sub-contractor shall supply, deliver, erect, test and commission all the portable fire extinguishers and Hose Reel which are called for in these Specifications, Bills of quantities and as shown on the Contract Drawings.

1.0.3 **WATER/CO2 EXTINGUISHERS**

These shall be 9-litre water filled CO2 cartridge operated portable fire extinguishers and shall comply with B.S. 1382: 1948 and to the requirements of B.S.4523: 1977. Unless manufactured with stainless steel, bodies shall have all internal surfaces completely coated with either a lead tin, lead alloy or zinc applied by hot dipping. There shall be no visibly uncoated areas.

The extinguishers shall be clearly marked with the following:

- a) Method of operation.
- b) The words 'WATER TYPE' (GAS PRESSURE) in prominent letters.
- c) Name and address of the manufacturer or responsible vendor.
- d) The nominal charge of the liquid in imperial gallons and litres.
- e) The liquid level to which the extinguisher is to be charged.
- f) The year of manufacture.
- g) A declaration to the effect that the extinguisher has been tested to a pressure of 24.1 bar (350 psi.).
- h) The number of British Standard 'B.S' 1382 or B.S. 5423: 1977.

1.0.4 CARBON DIOXIDE FIRE EXTINGUISHERS

These shall be portable carbon dioxide fire extinguishers and shall comply with B.S. 3326: 1960 and B.S. 5423: 1977.

The body of extinguisher shall be a seamless steel cylinder manufactured to one of the following British Standards; B.S. 401 or B.S. 1288.

The filling ratio shall comply with B.S. 5355 with valves fittings for compressed gas cylinders to B.S.341. Where a hose is fitted it shall be flexible and have a minimum working pressure of 206.85 bar (3000 p.s.i.). The hose is not to be under internal pressure until the extinguisher is operated.

The nozzle shall be manufactured of brass gunmetal, aluminium or stainless steel and may be fitted with a suitable valve for temporarily stopping the discharge if such means are not incorporated in the operating head.

The discharge horn shall be designed and constructed so as to direct the discharge and limit the entrainment of air. It shall be constructed of electrically non-conductive material.

The following markings shall be applied to the extinguishers:-

- a) The words "Carbon Dioxide Fire Extinguisher" and to include the appropriate nominal gas content.
- b) Method of operation.
- c) The words "Re-charge immediately after use".
- d) Instructions for periodic checking.
- e) The number of the British Standard B.S. 3326: 1960 or B.S. 5423.
- f) The manufacturers name or identification markings

1.0.5 **DRY CHEMICAL POWDER PORTABLE FIRE EXTINGUISHER**

The portable dry powder fire extinguishers shall comply with BS3465: 1962 and BS 5423. The body shall be constructed to steel not less than the requirements of BS 1449 or aluminium to BS 1470: 1972 and shall be suitably protected against corrosion. The dry powder charge shall be not-toxic and retain its free flowing properties under normal storage conditions. Any pressurizing agent used as an expellant shall be in dry state; in particular compressed air.

The discharge tube and gas tube if either is fitted shall be made of steel, brass, copper or other not less suitable material. Where a hose is provided it shall not exceed 1,060mm and shall be acid and alkali resistant. Provision shall be made for securing the nozzle when not in use.

The extinguisher shall be clearly marked with the following information

- a) The word “Dry Powder Fire Extinguisher”
- b) Method of operation in prominent letters.
- c) The working pressure and the weight of the powder charge in Kilogramme.
- d) Manufacturers name or identification mark
- e) The words “RECHARGE AFTER USE” if rechargeable type.
- f) Instructions to regularly check the weight of the pressure container (gas Cartridge) or inspect the pressure indicator on stored pressure types when fitted, and remedy any loss indicated by either.
- g) The year of manufacture.
- h) The Pressure to which the extinguisher was tested.
- i) The number of this British Standard BS 3465 or BS 5423: 1977.
- j) When appropriate complete instructions for charging the extinguisher shall be clearly marked on the extinguisher or otherwise be supplied with the refill.

1.0.6 AIR FOAM FIRE EXTINGUISHER

These shall be of 9 litres capacity complete with refills cartridges and wall fixing brackets and complying with B.S. 5423 with the following specifications:-

Cylinder: to B.S. 1449

Necking: to be 76mm outside diameter steel EN 3A 2³/₄ X 8TPI female thread.

Head cap: to be plastic moulding acetyl resin.

CO₂ Cylinder: to be 75gm P.V.C coated.

Internal Finish: to be polythene lining on phosphate coating.

External finish: to be phosphated - One coat primer paint and one coat stove enamel B.S. 381 C.

1.0.7 FIRE BLANKET

The fire blanket shall be made from cloth woven with pre-asbestos yarn or any other fire proof material and to measure 1800 x 1210 mm and shall be fitted with special tapes folded so as to offer instantaneous single action to release blanket from storing jacket.

1.0.8 BOOSTED HOSE REEL SYSTEM

1.0.8.1 General

The Particular Specification details the requirements for the supply, installation and commissioning of the hose reel installation. The hose reel installation shall comply in all respects to the requirements set out in C.O.P 5306 Part 1: 1976, B.S 5041 and B.S 5274. The System shall comprise of a pumped system.

1.0.8.2 Hose Reel Pumps

The fire hose reel pumps shall consist of a duplicate set of multi-line centrifugal pumps from approved manufacturers. The pumps shall be capable of delivering **AS PER THE SPECIFICATIONS**.

The pump casing shall be of cast iron construction with the impeller shaft of stainless steel with mechanical seal.

1.0.8.3 Control Panel

The control panel shall be constructed of mild steel 1.0mm thick sheet, be moisture, insect and rodent proof and shall be provided complete with circuit breakers and a wiring diagram enclosed in plastic laminate.

The pump shall be controlled by a flow switch therefore, the control panel shall include the following facilities:

- (a) 'On' push button for setting the control panel to live.
- (b) Green indicator light for indicating control panel live.
- (c) Duty / Stand-by pump auto change over.
- (d) Duty pump run green indicator light.
- (e) Stand-by pump run green indicator light.
- (f) Duty pump fail red indicator light.
- (g) Stand-by pump fail red indicator light.
- (h) Low water condition pump cut-out with red indicator light.

The pumps are to be protected by a low level cut-out switch to prevent dry pump run when low level water conditions occur in the water storage tank.

1.0.8.4 Hose Reel

The hose reel to the installation shall consist of a recessed, swing-type hose reel as Angus Fire Armour Model III or from other approved manufacturers.

The hose reel shall comply with B.S. 5274: 1975 and B.S 3161: 1970 and is to be installed to the requirements of C.P. 5306 Part 1: 1976.

The hose reel shall be supplied and installed complete with a first-aid Non-kinking hose 30 meters long with a nylon spray / jet / shut-off nozzle fitted. A screw down chrome - plated globe valve to B.S 1010 to the inlet to the reel is to be supplied.

The orifice to the nozzle is to be not less than 4.8mm to maintain a minimum flow of 0.4 lit / sec to jet.

The hose reels shall be installed complete with electro-galvanised cabinet recessed on the wall.

The hose reels shall be installed at 1.5 metres centre above the finished floor level in locations shown in the contract drawings.

1.0.8.5 Pipe Work

The pipe work for the hose reel installation shall be galvanised wrought steel tubing heavy grade Class C to B.S 1387: 1967 with pipe threads to B.S 21. The pipe work and all associated fittings shall be in approved colour for fire fittings.

1.0.8.6 Pipe Fittings

The pipe fittings shall be wrought steel pipe fittings, welded or seamless fittings conforming to B.S. 1740 or malleable iron fittings to B.S 143. All changes in direction will be with standard bends or long radius fittings. No elbows will be provided.

1.0.8.7 Non-return Valves

The non-return valves up to and including 80mm diameter shall be to B.S. 5153: 1974.

The valves shall be of cast iron construction with gunmetal seat and bronze hinge pin.

1.0.8.8 Gate Valves

The gate valves up to and including 80mm diameter shall be non-rising stem and wedge disc to B.S 5154: 1974 with screwed threads to B.S. 21 tapes thread

1.0.8.9 Sleeves

Where pipe work passes through walls, floors or ceilings, a sleeve shall be provided one diameter larger than the diameter of the pipe, the space between them to be packed with mineral wool, to the Engineer's approval.

1.0.8.10 Earthing

The hose reel installation shall be electrically earthed by a direct earth connection. The installation of the earthing shall be carried out by the Electrical Sub- contractor.

1.0.8.11 Finish Painting

Upon completion of testing and commissioning the hose reel installation, the pipework shall be primed and finish painted with 2 No. coats of paints to the Engineer's requirements.

1.0.8.12 Testing and Commissioning

The hose reel installation shall be flushed out before testing to ensure that no builder's debris has entered the system. The installation is to be then tested to one and half times the working pressure of the installation to the approval of the Engineer. Simulated fault conditions of the pumping equipment are to be carried out before acceptance of the System by the Engineer.

1.0.8.13 Instruction Period

The Sub-contractor shall allow in his contract sum for instructing of the use of the equipment to the Client's maintenance staff. The period of instruction may be within the contract period but may also be required after the contract period has expired.

The period of time required shall be stipulated by the Client but will not exceed two days in which time the Client's staff shall be instructed on the operation and maintenance of the equipment.

1.0.8.14 Signage-Fire Instruction /Fire Exit

10.8.1 Fire Instruction Notice

Print fire instruction on the Perspex plates with White Colour Background measuring 510mm length x 380mm width x 4mm thick as follows;

FIRE INSTRUCTION NOTICE

In the event of fire;

1. Raise the alarm by actuating the nearest alarm system point, Sound Siren /gong or **Shout Fire**
2. Attack fire using the nearest available equipment
3. Call nearest fire Brigade or Police 999 and inform your switchboard (PABX) Operator
4. Ensure that all personnel not involved in fire fighting evacuation to safety outside the building.
5. Close but **DO NOT LOCK** doors behind as you leave.
6. Evacuate the building using stairs or fire escapes. Do not use Lifts/escalators. Walk calmly. Avoid panic. Do not stop or return for personal belongings.
7. Assemble as per floor outside the building for roll call.

10.8.2 Fire Exit Sign

Print Fire Exit signs on the Perspex plate, 4mm thick, with white colour background as follows:-

1. Lettering **IN RED COLOUR** of not less than 50mm in height.
2. A pendant sign bearing words, **FIRE EXIT** and with a directional arrow.

The sign must be capable of being read from both approaches to exit and so is double sided.

10.8.3 Hose Reel Label

Print Fire Exit signs on the Perspex plate, 4mm thick, with white colour background as follows:-

1. Lettering **IN RED COLOUR** of not less than 50mm in height.
2. A pendant sign bearing words, **HOSE REEL** and with a directional arrow.

The sign must be capable of being read from both approaches to exit and so is double sided.

10.8.4 Cabinets

FIRE EXTINGUISHER CABINET

- Size of 560mm width by 710mm high and 260mm deep
- Surface Mounted
- Paint Finish in epoxy powder red (Minimum 70 micron)
- To host 2No.Portable 9kg Extinguisher
- Material Mild steel minimum 0.9mm thick



TO BE AS SRI FEX145-MS-090-RD

FIRE HOSEREEL CABINET

- Size of 1050mm width by 800mm high and 400mm deep
- Surface Mounted
- Paint Finish in epoxy powder red (Minimum 70 micron)
- To host Swing Type Hosereel and 1No.Portable 9kg Extinguisher



TO BE AS SRI HRS003-MS-400RD

SECTION NAME:

BILLS OF QUANTITIES

BILLS OF QUANTITIES AND SCHEDULE OF UNIT RATES

CONTENTS

<u>ITEM.</u>	<u>PAGE</u>
1. GENERAL NOTES TO TENDERERS	(i)
2. STATEMENT OF COMPLIANCE.....	(ii)
3. PRICING OF ITEMS	(iii)
3. BILLS OF QUANTITIES	BOQ -1 to BOQ -104
4. SUMMARY PAGE.....	BOQ - 105
5. SCHEDULE OF UNIT RATES.....	SU-1 - SU-1
6. TECHNICAL SCHEDULE	TS-1 - SUR-4

GENERAL NOTES TO TENDERERS

1. The Bills of Quantities form part of the contract documents and are to be read in conjunction with the contract drawings, general specifications of materials and works and particular specifications of materials
2. The prices quoted shall be deemed to include for all obligations under the sub-contract including but not limited to supply of materials, labour, delivery to site, storage on site, installation, testing, commissioning and all taxes (**including 16% VAT**).

In accordance with Government policy, the 3% Withholding Tax **shall be deducted** from all payments made to the Tenderer, and the same shall be forwarded to the **Kenya Revenue Authority (KRA)**.

- 3 All prices omitted from any item, section or part of the Bills of Quantities shall be deemed to have been included to another item, section or part thereof.
4. The brief description of the items given in the Bills of Quantities are for the purpose of establishing a standard to which the sub-contractor shall adhere. Otherwise alternative brands of **equal** and **approved** quality will be accepted.

Should the sub-contractor install any material not specified here in before receiving **written approval** from the Project Manager, the sub-contractor shall remove the material in question and, **at his own cost**, install the proper material.

5. The grand total of prices in the price summary page must be carried forward to the **Form of Tender for the tender to be deemed valid**.

Statement of Compliance

- a) I confirm compliance of all clauses of the General Conditions, General Specifications and Particular Specifications in this tender.
- b) I confirm compliance to the items specified in technical catalogues and brochures I have attached as required in the technical schedule.

Name:

Capacity.....(*Person with power of attorney*)

Signed:*for and on behalf of the Tenderer*

Date:

Official Rubber Stamp:

PRICING OF ITEMS.

The Bills of Quantities are divided generally into three sections:-

Preliminaries - Bill 1

Prices will be inserted against item of preliminaries in the sub-contractor's Bills of Quantities and specification. These Bills are designated as Bill 1 in this Section. Where the sub-contractor fails to insert his price in any item he shall be deemed to have made adequate provision for this on various items in the Bills of Quantities. The preliminaries form part of this contract and together with other Bills of Quantities covers for the costs involved in complying with all the requirements for the proper execution of the whole of the works in the contract

Sub-contractors preliminaries are as per those described in section C – sub-contractor preliminaries and conditions of contractor.

The sub-contractor shall study the conditions and make provision to cover their cost in this Bill. The number of preliminary items to be priced by the Tenderer have been limited to tangible items such as site office, temporary works and others.

However the Tenderer is free to include and price any other items he deems necessary taking into consideration conditions he is likely to encounter on site.

Mechanical installation Items - Bill 2

The brief description of the items in these Bills of Quantities should in no way modify or supersede the detailed descriptions in the contract Drawings, conditions of contract and specifications.

Summary - Bill 3

The summary contains tabulation of the separate parts of the Bills of Quantities carried forward with provisional sum, contingencies and any prime cost sums included. The sub-contractor shall insert his totals and enter his grand total tender sum in the space provided below the summary.

This grand total tender sum shall be entered in the Form of Tender provided elsewhere in this document

SECTION NAME:

SCHEDULE OF UNIT RATES

SCHEDULE OF UNIT RATES

Item	Description	Rate (Kshs)
A	Water closet pan as frencia or equivalent	
B	Urinal flush valve	
C	4 Temperature setting instant shower heater	
D	50mm cpvc pipe	
E	25mm cpvc pipe	

SECTION NAME:

TECHNICAL SCHEDULE

TECHNICAL SCHEDULE OF ITEMS TO BE SUPPLIED

CONTENTS

1.	GENERAL NOTES TO THE TENDERER.....	i
2.	TECHNICAL SCHEDULE.....	TS-2
3.	TECHNICAL DATA	TS-2

TECHNICAL SCHEDULE

1. General Notes to the Tenderer

- 1.1 The tenderer shall submit technical schedules for all materials and equipment upon which he has based his tender sum.
- 1.2 The tenderer shall also submit separate comprehensive descriptive and performance details for all plant apparatus and fittings described in the technical schedules. Manufacturer's literature shall be accepted. Failure to comply with this may have his tender disqualified.
- 1.3 Completion of the technical schedule shall not relieve the Contractor from complying with the requirements of the specifications except as may be approved by the Engineer.
- 1.4 The tenderer **MUST** complete in full the technical schedule.
- 1.5 Apart from the information required in the technical schedule, the tenderer **MUST SUBMIT** comprehensive manufacturer's technical brochures and performance details for all items listed in this schedule (fill forms attached).

TECHNICAL SCHEDULE

Item	Description	Manufacturer	Brand
A	Squatting pan		
E	Squatting pan flush valve		
B	Stainless Steel Wash Hand Basin		
C	Wash hand basin pillar Tap		
D	urinal Bowls set		
F	Plastic Water tank		
G	Laboratory Sink		
H	Fume cupboard		
I	Dilution recovery traps		
J	Water Booster Pumpset		
K	Fire Booster pumpset		
L	Close couple water closet		
M	Hosereel		

PROJECT:

PROPOSED WILLIAM RUTO MULTI PURPOSE HALL

SITE:

KAPSABET

CONTRACT:

ESTIMATES FOR PLUMBING AND DRAINAGE INSTALLATION WORKS.

CLIENT:

KAPSABET BOYS HIGH SCHOOL

Mar-25

BILL NO 1					
Item	Description	Qty	Unit	Rate (Kshs)	Amount (Kshs)
	PRELIMINARIES				
	Scope of Contract Works				
A	The contractor shall supply, deliver, unload, hoist, fix, test, commission and hand-over in satisfactory working order the complete installations specified hereinafter and/or as shown on the Contract Drawings attached hereto, including the provision of labour, transport and plant for unloading material and storage, and handling into position and fixing, also the supply of ladders, scaffolding the other mechanical devices to plant, installation, painting, testing, setting to work, the removal from site from time to time of all superfluous material and rubbish caused by the works.	1	Item		
	Firm price contract				
B	This is a firm-price Contract and the contractor must allow in his tender for the increase in the cost of labour and/or materials during the duration of the contract. No claims will be allowed for increased costs arising from the fluctuations in duties and/or day to day currency fluctuations. The Sub-contractor will be deemed to have allowed in his tender for any increase in the cost of materials, which may arise as a result of currency fluctuation during the contract period.	1	Item		
	Bond				
C	The tenderer must submit with his tender the name of one Surety who must be an established Bank only who will be willing to be bound to the Government for an amount equal to 5 % of the Contract amount	1	Item		
	Government Legislation and Regulations				
D	The Contractor's attention is called to the provision of the Factory Act 1972 and subsequent amendments and revisions, and allowance must be made in his tender for compliance therewith, in so far as they are applicable. The Contractor must also make himself acquainted with current legislation and any Government regulations regarding the movement, housing, security and control of labour, labour camps, passes for transport, etc.	1	Item		
	Total carried forward				

Item	Description	Qty	Unit	Rate (Kshs)	Amount (Kshs)
A	<p>Import Duty and Value Added Tax</p> <p>The contractor will be required to pay full Import Duty and Value Added Tax on all items of equipment, fittings and plant, whether imported or locally manufactured. The tenderer shall make full allowance in his tender for all such taxes.</p>	1	Item		
B	<p>Insurance Company Fees</p> <p>Attention is drawn to the tenderers to allow for all necessary fees, where known, that may be payable in respect of any fees imposed by Insurance Companies or statutory authorities for testing or inspection.</p>	1	Item		
C	<p>Samples and Materials Generally</p> <p>The Contractor shall, when required, provide for approval at no extra cost, samples of all materials to be incorporated in the works. Such samples, when approved, shall be retained by the Engineer and shall form the standard for all such materials incorporated.</p>	1	Item		
	<p>Builder's Work</p> <p>All chasing, cutting away and making good will be done by the Contractor. The Contractor shall mark out in advance and shall be responsible for accuracy of the size and position of all holes and chases required.</p>				
D	<p>The Contractor shall drill and plug holes in floors, walls, ceiling and roof for securing services and equipment requiring screw or bolt fixings.</p> <p>Any purpose made fixing brackets shall be provided and installed by the Contractor</p>	1	Item		
	Total carried forward				

Item	Description	Qty	Unit	Rate (Kshs)	Amount (Kshs)
A	<p>Position of Services, Plant, Equipment, Fittings and Apparatus</p> <p>The Contract Drawings give a general indication of the intended layout. The position of the equipment and apparatus, and also the exact routes of the ducts, main and distribution pipework shall be confirmed before installation is commenced. The exact sitting of appliances, pipework, etc., may vary from that indicated.</p> <p>The contractor shall be deemed to have allowed in his Contract Sum for locating terminal points of services (e.g. lighting, switches, socket outlets, lighting points, control switches, thermostats and other initiating devices, taps, stop cocks) in positions plus or minus 1.2m horizontally and vertically from the locations shown on Contract Drawings.</p>	1	Item		
B	<p>Setting to Work and Regulating System</p> <p>The Contractor shall carry out such tests of the Contract Works as required by British Standard Specifications, or equal and approved codes as specified hereinafter and as customary.</p> <p>No testing or commissioning shall be undertaken except in the presence of and to the satisfaction of the Engineer unless otherwise stated by him (Contractor's own preliminary and proving tests excepted).</p> <p>It will be deemed that the Contractor has included in the Contract Sum for the costs of all fuel, power, water and the like, for testing and commissioning as required as part of the Contract Works. He shall submit for approval to the Engineer a suitable programme for testing and commissioning. The Engineer and Employer shall be given ample warning in writing, as to the date on which testing and commissioning will take place.</p>	1	Item		
Total carried forward					

Item	Description	Qty	Unit	Rate (Kshs)	Amount (Kshs)
A	<p>Working Drawings</p> <p>The Contractor shall allow for Working Drawings as may be necessary. The Working Drawings shall be complete in such detail not only that the Contract Works can be executed on site but also that the Engineer can approve the Contractor's proposals, detailed designs and intentions in the execution of the Contract Works.</p> <p>Two copies of all Working Drawings shall be submitted to the Engineer for approval. One copy of the Working Drawings submitted to the Engineer for approval shall be returned to the Contractor indicating approval or amendment therein.</p>	1	Item		
B	<p>Record Drawings (As Installed) and Instructions</p> <p>The Contractor shall allow for Record Drawings of the installed Contract Works.</p> <p>Three copies of all Record Drawing shall be submitted to the Engineer for approval.</p>	1	Item		
C	<p>Maintenance Manual</p> <p>The Contractor shall allow for furnishing the Engineer four copies of a Maintenance Manual relating to the installation forming part of all of the Contract Works.</p> <p>The manual shall be loose-leaf type, International A4 size with stiff covers and cloth bound. It may be in several volumes and shall be sub-divided into sections, each section covering one Engineering service system. It shall have a ready means of reference and a detailed index.</p>	1	Item		
	Total carried forward				0.00

Item	Description	Qty	Unit	Rate (Kshs)	Amount (Kshs)
A	<p>Mobilization and Demobilization</p> <p>The Contractor shall allow for mobilization of labour plant and equipment to site according to his programme and schedule of work. He shall ensure optimum presence and utilization of labour, plant and equipment. He should not pay and maintain unnecessary labour force or maintain and service idle plant and equipment. Where necessary he shall demobilize and mobilize the labour, plant and equipment, as he deems fit to ensure optimum progress of the works and this shall be considered to be a continuous process as works progress. He shall make provision for this item in his tender. No claim will be entertained where the contractor has not made any provision for mobilization and demobilization of labour, plant and equipment in the preliminary bills of quantities or elsewhere in this tender.</p>	1	Item		
B	<p>Contractor Obligation</p> <p>The contractor will finance all activities as part of his obligation to this contract. The employer shall pay interim payment for materials and work completed on site as his obligation in this contract, as the works progresses. No claims will be entertained for pre-financing of the project by the sub-contractor, or for loss of profit (expectation loss) in case of premature termination, reduction or increase of works as the sub-contractor shall be deemed to have taken adequate measures in programming his works and expenditure and taken necessary financial precaution while executing the works.</p>	1	Item		
C	<p>Engineers Board</p> <p>Allow for payment of engineers practicing licence at the engineers board of kenya and institution of engineers kenya</p>	1	Item	75,000	75,000
D	<p>Validation</p> <p>Allow for engineers cost in approval of sample sanitary fittings and pumps and casings which cannot be availed on site office</p>	1	Item	50,000	50,000.00
E	<p>Any other Preliminaries</p> <p>The contractor to allow for any other preliminaries necessary for hime to complte all the works</p>	1	Item		
	Total				

COLLECTION PAGE

Item	Description	Amount (Kshs)
1	Total cost carried forward	0.0
2	Total cost carried forward	
3	Total cost carried forward	
4	Total cost carried forward	
5	Total cost carried forward	
Total Cost Carried to Summary Page		

BILL NO.2**SANITARY FITTINGS****(i) ALL ITEMS SHALL BE SUPPLY,DELIVER,INSTALL,TEST AND COMMISSION****(ii) ALL ITEMS SHALL BE COMPLETE WITH ALL ACCESSORIES INCLUDING CONNECTIONS TO THE SERVICES,JOINTING TO WATER SUPPLY OVERFLOWS AND SUPPORTS****(iii) ALL ITEMS SHALL BE COMPLETE WITH ALLPLUGGING AND SCREWING TO WALLS AND FLOORS****(iv) ALL ITEMS SHALL BE AS PER PARTICULAR SPECIFICATIONS****(v) ALL ITEMS SHALL BE SUBJECT TO CLIENT APPROVAL**

Item	Description	Qty	Unit	Rate (Kshs)	Amount (Kshs)
	WATER CLOSET AREA				
	Water Closet				
A	Ceramic Wall Hung water closet pan with with an antibacterial ceramic glaze Finish AS FRENCIA OR EQUIVALENT	18	No		
	Water closet Flush valve				
B	40mm Size Flush Valve Dual Flow with Concealed Body and With Exposed Shut Off Provision .Has 100mm Square Plate AS JAQUAR FLV-CHR-1089SQs OR APPROVED EQUIVALENT	18	No		
	Health Faucet Kit				
C	Health Faucet Kit with Flexible Chrome Hose, Handset, ABS Body & Bracket as JAQUAR CODE ALE-ESS-593 OR EQUIVALENT	4	No		
	Toilet brush				
D	Toilet brush set for fixing to the bathroom wall, made of AISI 304 stainless steel 1 mm thick with Circular lid with an airtight seal AS MEDICLINIC MODEL ES1002B OR APPROVED EQUIVALENT	4	No		
Total carried to collection page					

Item	Description	Qty	Unit	Rate (Kshs)	Amount (Kshs)
A	<p>Toilet Paper Dispenser</p> <p>One-piece body, 0,8 mm thick, round Ø 250 mm Circular toilet paper dispenser for industrial rolls of 250/300m AS MEDICLINIC MODEL PR2783B OR APPROVED EQUIVALENT</p>	8	No		
B	<p>Robe Hook</p> <p>Double-ended bathroom robe hook, made of AISI 304 stainless steel black finish AS MEDICLINIC MODEL AI2318B OR APPROVED EQUIVALENT</p>	18	No		
C	<p>Signage</p> <p>Signage made of stainless steel, 0.5 mm thick and the subject is embossed in black on the stainless steel. The signs to be circular and have a diameter of 116 mm and they are fixed to the wall by means of a double side tape AS MEDICLINIC MODEL PP1321CS OR APPROVED EQUIVALENT for Ladies,AS MEDICLINIC MODEL PS0003CS OR APPROVED EQUIVALENT for Gents and AS MEDICLINIC MODEL PS0004CS R APPROVED EQUIVALENT for physically challenged persons</p>	2	No		
D	<p>WASH HAND AREAS</p> <p>Wash hand basin</p> <p>Ceramic Rectangular shape Counter top wash hand basin Size: 480x850mm complete with Push waste and bottle trap AS D-CODE COUNTER MOUNTED DURAVIT MODEL 03528500002 OR APPROVED EQUIVALENT</p>	18	No		
Total carried to collection page					

Item	Description	Qty	Unit	Rate (Kshs)	Amount (Kshs)
A	<p>Wash hand basin tap</p> <p>Self-closing pillar tap DN 15 with Self-closing cartridge, hydraulically controlled, piston-free design, self-closing, stepless adjustment of flow duration AS FRANKE MODEL NO 3 F3SV1001 OR APPROVED EQUIVALENT</p>	18	No		
B	<p>Paper Towel Dispenser</p> <p>Seamless one-piece Paper Towel Dispenser with manual center feed paper towel dispenser AS MEDICLINIC MODEL DT0303CS OR APPROVED EQUIVALENT</p>	0	No		
C	<p>Waste Bin</p> <p>Indoor circular body waste bins 20L capacity, operated by means of a pedal, to rest directly on the floor AS MEDICLINIC MODEL PP1321CS OR APPROVED EQUIVALENT</p>	0	No		
D	<p>Hand Dryer</p> <p>Hand Dryer with air speed 400 km / h and Noise level less than 65 dBA AS MEDICLINIC MODEL M17AB-I OR APPROVED EQUIVALENT</p>	0	No		
E	<p>Soap Dispenser</p> <p>Automatic wall-mounted liquid soap dispenser of 1 L capacity in stainless steel AISI 304, 0.8 mm thick and to operate with an AC adapter AS MEDICLINIC MODEL DJ0037AB/C/CS-TRAFO OR APPROVED EQUIVALENT</p>	2	No		
F	<p>Mirror</p> <p>6mm thick polished plate glass silver backed mirror with bevelled edges, size 610 x 610mm, Plugged and screwed to wall with 4No. chrome plated dome capped screws. The mirror shall rest against a layer of 5mm thick foam AS IMPALA GLASS OR APPROVED EQUIVALENT</p>	18	No		
Total carried to collection page					

Item	Description	Qty	Unit	Rate (Kshs)	Amount (Kshs)
	<p>URINAL AREAS</p> <p>Urinal Bowl</p> <p>Ceramic Bowl Urinal of approximate size 370x315x620mm complete with Fixing Accessories AS JAQUAR URINAL MODEL URS-WHT-132530 OR APPROVED EQUIVALENT</p> <p>Urinal Automatic Flush System</p> <p>32mm Size Flush Valve Dual Flow with Concealed Body and With Exposed Shut Off Provision .Has 100mm Square Plate AS JAQUAR FLV-CHR-1089SQs OR APPROVED EQUIVALENT</p> <p>Rectangular shaped urinal partition/Division with frosted glass of Size Height 900mm and Width 450mm AS JAQUAR URINAL PARTITION PRODUCT MODEL JSE-CHR-110US450X OR EQUIVALENT</p> <p>KITCHENNETTE AREAS</p> <p>Kitchen sink</p> <p>Kitchen sink made of Stainless steel material of Size 1000 x 490 x 220mm includes Waste & Bottle Trap.The sink consists of two bowls (one and a half bowl) and one drain on the side AS CONTEMPO KITCHEN SINK MODEL NO EISN7304F OR APPROVED EQUIVALENT</p>	<p>14</p> <p>14</p> <p>14</p> <p>1</p>	<p>No</p> <p>No</p> <p>No</p> <p>No</p>		
Total carried to collection page					

Item	Description	Qty	Unit	Rate (Kshs)	Amount (Kshs)
A	<p>Kitchen sink basket</p> <p>Kitchen sink basket of size 430 x 380mm including Fitting Screws AS CONTEMPO SINK BASKET MODEL EIACD28G OR APPROVED EQUIVALENT</p>	1	No		
B	<p>Kitchen sink Tap</p> <p>Kitchen sink Sink Mixer Wall Type with Swivel Spout AS TIVOLI MISTRAL FRBW42CR4742 OR APPROVED EQUIVALENT</p>	1	No		
C	<p>Cleaners Sink</p> <p>High Back Cleaner Sink 470 x405 including grating with Easy Clean Stain Resistant Glazed Surface, Stainless Steel Hinged Grating Over The Sink With brackets, legs and stays AS TWYFORD FC1044WH OR APPROVED EQUIVALENT</p>	0	No		
PHYSICALLY CHALLENGED WASHROOM					
D	<p>Water closet and basin set unit</p> <p>700mm projection Rim free pan Concealed cistern, single flush lever, 4 litre flush Seat ring, stainless steel bar hinge, top fix and stability buffers back support with cushion hand rinse basin 400, no overflow 1 tap basin tap with fixed spout and copper tails Seat ring, stainless steel bar hinge, top fix and stability buffers 4 x 600mm grab rails concealed fixings 1 x 450mm grab rail concealed fixings 1x Hinged support rail and toilet roll holder concealed fixings Angle Valve with Triangular Handle & Wall Flange ALL AS AS TWYFORD DOC M PACK MODEL PK8357BE OR APPROVED EQUIVALENT</p>	1	No		
Total carried to collection page					

COLLECTION PAGE

Item	Description	Amount (Kshs)
1	Total carried forward	
2	Total carried forward	
3	Total carried forward	
4	Total carried forward	
5	Total carried forward	
Total Cost for Sanitary Fittings		

BILL NO.3

INTERNAL PLUMBING PIPEWORK					
Item	Description	Qty	Unit	Rate (Kshs)	Amount (Kshs)
	CPVC Pipework				
A	20mm diameter pipework	1	Lm		
B	25mm diameter pipework	125	Lm		
C	32mm diameter pipework	68	Lm		
D	40mm diameter pipework	20	Lm		
E	50mm diameter pipework	120	Lm		
F	63mm diameter pipework	200	Lm		
G	75mm diameter pipework	20	Lm		
H	90mm diameter pipework	0	Lm		
	Bends				
I	20mm diameter bend	1	No.		
J	25mm diameter bend	30	No.		
K	32mm diameter bend	24	No.		
L	40mm diameter bend	2	No.		
M	50mm diameter bend	40	No.		
N	63mm diameter bend	12	No.		
O	75mm diameter bend	10	No.		
P	90mm diameter bend	0	No.		
	Tees				
Q	25mm equal tee	15	No.		
R	32mm equal tee	10	No.		
S	40mm equal tee	1	No.		
T	50mm equal tee	20	No.		
U	63mm equal tee	10	No.		
V	75mm equal tee	6	No.		
W	90mm equal tee	0	No.		
	Total Carried to Collection Page				

Item	Description	Qty	Unit	Rate (Kshs)	Amount (Kshs)
	Reducing Bushes				
A	25 x 20mm diameter reducer	1	No.		
B	32 x 20mm diameter reducer	1	No.		
C	32 x 25mm diameter reducer	10	No.		
D	40 x 25mm diameter reducer	2	No.		
E	40 x 32mm diameter reducer	2	No.		
F	50 x 25mm diameter reducer	10	No.		
G	50 x 40mm diameter reducer	6	No.		
H	63 x 50mm diameter reducer	15	No.		
I	75 x 50mm diameter reducer	2	No.		
J	75 x 63mm diameter reducer	4	No.		
K	90 x 63mm diameter reducer	0	No.		
L	90 x 75mm diameter reducer	0	No.		
	Male/Female Adapters (CPVC threaded)				
M	20mm threaded adapter	1	No.		
N	25mm threaded adapter	16	No.		
O	32mm threaded adapter	1	No.		
P	40mm threaded adapter	1	No.		
Q	50mm threaded adapter	16	No.		
	Total Carried to Collection Page				

Item	Description	Qty	Unit	Rate (Kshs)	Amount (Kshs)
	Male/Female Bend (CPVC threaded)				
A	20mm threaded bend	6	No.		
B	25mm threaded bend	18	No.		
C	32mm threaded bend	4	No.		
D	40mm threaded bend	4	No.		
E	50mm threaded bend	18	No.		
	Threaded Brass Coupling (CPVC threaded)				
F	25mm threaded coupling	1	No.		
G	32mm threaded coupling	1	No.		
H	40mm threaded coupling	1	No.		
I	50mm threaded coupling	5	No.		
G	63mm threaded coupling	6	No.		
H	75mm threaded coupling	1	No.		
I	90mm threaded coupling	0	No.		
	Valves				
J	25mm diameter gate valve	4	No.		
K	32mm diameter gate valve	17	No.		
L	40mm diameter gate valve	1	No.		
M	50mm diameter gate valve	8	No.		
N	63mm diameter gate valve	4	No.		
O	75mm diameter gate valve	1	No.		
P	90mm diameter gate valve	0	No.		
	Total Carried to Collection Page				

Item	Description	Qty	Unit	Rate (Kshs)	Amount (Kshs)
	Unions				
A	25mm diameter pipe union	4	No.		
B	32mm diameter pipe union	17	No.		
C	40mm diameter pipe union	1	No.		
D	50mm diameter pipe union	8	No.		
E	63mm diameter pipe union	4	No.		
F	75mm diameter pipe union	1	No.		
G	90mm diameter pipe union	0	No.		
	Pipe Sleeves				
H	100mm diameter heavy duty PVC pipe sleeves for crossing over columns and beams.	15	Lm		
	Pressure Testing				
I	Allow for all costs for pressure testing for plumbing piping and issuance of pressure testing certificates	1	No.		
Total Carried Forward					

COLLECTION PAGE FOR PLUMBING WORKS

Item	Description	Amount (Kshs)
1	Total carried forward	
2	Total carried forward	
3	Total carried forward	
4	Total carried forward	
Total cost for Internal Plumbing Piping		

BILL NO.4

INTERNAL DRAINAGE PIPEWORK					
Item	Description	Qty	Unit	Rate (Kshs)	Amount (Kshs)
	FOUL WATER INTERNAL DRAINAGE MuPVC and uPVC Waste and Soil pipework				
A	100mm diameter heavy gauge golden brown UPVC pipe	250	Lm		
B	100mm diameter heavy gauge grey mUPVC pipe	150	Lm		
C	50mm diameter waste pipe	100	Lm		
D	40mm diameter waste pipe	75	Lm		
E	32mm diameter waste pipe	45	Lm		
	Bends				
F	100mm diameter long radius bend	30	No.		
G	100mm diameter short radius bend	12	No.		
H	100mm diameter bend with access	4	No.		
I	100mm diameter sweep bend	4	No.		
J	50mm diameter sweep bend	4	No.		
K	40mm diameter sweep bend	1	No.		
L	32mm diameter sweep bend	4	No.		
	Tees				
M	100mm diameter sweep tee	15	No.		
N	50mm diameter sweep tee	15	No.		
O	40mm diameter sweep tee	25	No.		
P	32mm diameter sweep tee	20	No.		
	Access Caps				
Q	100mm diameter access cap	36	No.		
R	50mm diameter access cap	20	No.		
S	40mm diameter access cap	10	No.		
T	32mm diameter access cap	30	No.		
	Boss Connectors				
U	100 x 50mm diameter boss connector	30	No.		
V	100 x 40mm diameter boss connector	4	No.		
	Total Carried to Collection Page				

Item	Description	Qty	Unit	Rate (Kshs)	Amount (Kshs)
	Single Branches				
A	100mm diameter single branch	24	No.		
	WC Connectors				
B	100mm diameter WC connector	36	No.		
	Traps				
C	100 x 50mm diameter floor trap and grating	60	No.		
D	300 x 300mm Gulley trap and heavy duty gulley trap cover	10	No.		
E	600 x 450mm manhole with heavy duty cover. Manual depth to be determined on site but to a minimum of 600mm	25	No.		
F	150mm diameter heavy gauge golden brown UPVC pipe for interconnecting the inspection chambers	100	Lm		
G	Allow for all costs for level testing for drainage piping and issuance of level testing certificates	1	No.		
	Total Carried to Collection Page				

COLLECTION PAGE FOR FOUL DRAINAGE		
Item	Description	Amount (Kshs)
1	Total carried forward	
2	Total carried forward	
Total cost for Drainage Pipework		

BILL NO.5

RAIN WATER AND GENERAL FLOOR DRAINAGE					
Item	Description	Qty	Unit	Rate (Kshs)	Cost (Kshs)
	RAIN WATER DRAINAGE				
A	100mm diameter heavy gauge grey mUPVC pipe drop pipes	600	Lm		
B	100mm diameter short radius bend	30	No.		
C	100mm diameter bend with access	30	No.		
D	100mm equal sweep tee	30	No.		
E	100mm diameter sweep tee	30	No.		
F	100mm diameter access cap	30	No.		
G	100mm rain water shoe	30	No.		
H	Stainless steel pipe clipping capable of strongly supporting 20mm to 150mm pipes with all asociated screwa and bolting to the finished walls	180	No		
Total Carried Forward					

BILL NO.6**FIRE FIGHTING**

Item	Description	Qty	Unit	Rate (Kshs)	Amount (Kshs)
	FIRE FIGHTING Supply, deliver and install the following fire fighting equipment in positions indicated on the contract drawings or as shall be instructed by the Engineer. Hose Reel System GMS Pipes Class B				
A	25mm diameter pipework	36	Lm		
B	50mm diameter pipework	150	Lm		
	Extra Over Pipework Bends				
C	25mm diameter bend	24	No.		
D	50mm diameter bend	1	No.		
	Tees				
E	50mm diameter equal tee	15	No.		
	Reducers				
F	50 x 25 mm diameter reducer	15	No.		
	Valves				
G	25mm diameter approved medium pressure screw down full way non-rising stem wedge gate valve to BS 1952, with wheel and head joints to steel tubing. The gate valve to be as s PEX OR APPROVED EQUIVALENT	12	No.		
H	Ditto but 50mm diameter gate valve as PEX OR APPROVED EQUIVALENT	4	No.		
	Hosereel				
E	30m long hosereel as SRI or equivalent	12	No.		
	Total Carried Forward				

Item	Description	Qty	Unit	Rate (Kshs)	Amount (Kshs)
	Unions				
A	25mm diameter pipe union	12	No.		
B	50mm diameter pipe union	4	No.		
	Painting				
C	Allow for painting of the hose reel pipework as per particular specifications.	1	Item		
	Fire Water Pumpset				
D	Set of automatic electrically driven twin booster pumps. One duty and the other one standby with automatic changeover, capable of delivering 5 cubic metres per hour against a head of 30 meters. The pumpset to have with inbuilt pressure controller and mounting skid. The Pumpset to be AS WILO OR APPROVED EQUIVALENT	1	Item		
E	60 litre Pressure Vessel for above pumpset	1	No		
	Associated Electrical Works				
F	Allow for associated electrical works wiring and fitting to pumps, control panel and float switches from isolator provided by others.	1	Item		
	Roof Water tanks				
G	Supply, deliver and install vertical close end plastic moulded tank of capacity 5,000 litres and of approximate size diameter 2020mm and of height 1830mm . The tank to be assembled complete with cover and having screwed connections for inlet, outlet, overflow, drain pipes and any other necessary item for its proper functioning. The tank shall be mounted on a flat slab and shall be as TOPTANK LACCYLS14 OR APPROVED EQUIVALENT	2	No.		
	Total Carried Forward				

Item	Description	Qty	Unit	Rate (Kshs)	Amount (Kshs)
	<p>Portable Fire Extinguishers Supply, deliver, install, test and commission the following portable fire extinguishers and conforming to BS EN 3 / BS 1449.</p> <p>Water/Carbon Dioxide Gas Fire Extinguisher A 9 litres water/carbon dioxide gas portable fire extinguisher complete with pressure gauge, initial charge and mounting brackets.</p> <p>Carbon Dioxide Gas Fire Extinguisher B 5 Kg carbon dioxide gas portable fire extinguisher complete with pressure gauge, initial charge and mounting brackets.</p> <p>Dry Chemical Powder Fire Extinguisher C 6kg dry chemical powder portable fire extinguisher complete with pressure gauge, initial charge and mounting brackets.</p> <p>Manual Alarm Bell D 9" (225mm) manual operated alarm bell (Gong)</p> <p>Fire Notices E Allow for fire signage for the hose reel system, fire exits and fire instructions as directed by the Project Engineer.</p>	12	No		
	Total for page 11				

COLLECTION PAGE FOR FOUL DRAINAGE

Item	Description	Amount (Kshs)
1	Total carried forward	
2	Total carried forward	
3	Total carried forward	
Total cost for Drainage Pipework		

BILL NO.7

WATER TANKS ,PUMPS AND ASSOCIATED INSTALLATION WORKS

(i) ALL ITEMS SHALL BE SUPPLY,DELIVER,INSTALL,TEST AND COMMISSION

(ii) ALL ITEMS SHALL BE COMPLETE WITH ALL ACCESSORIES INCLUDING CONNECTIONS TO THE SERVICES,JOINTING TO WATER SUPPLY OVERFLOWS AND SUPPORTS

(iii) ALL ITEMS SHALL BE COMPLETE WITH ALL PLUGGING AND SCREWING TO WALLS AND FLOORS

(iv) ALL ITEMS SHALL BE AS PER PARTICULAR SPECIFICATIONS

Item	Description	Qty	Unit	Rate (Kshs)	Amount (Kshs)
A	<p>Water Pumpset Set of automatic electrically driven twin booster pumps. One duty and the other one standby with automatic changeover, capable of delivering 4 cubic metres per hour against a head of 25 meters.The pumpset to have with inbuilt pressure controller and mounting skid.The Pumpset to be AS WILO OR APPROVED EQUIVALENT</p>	1	Item		
	<p>60 litre Pressure Vessel for above pumpset</p>	1	No		
B	<p>Associated Electrical Works Allow for associated electrical works wiring and fitting to pumps, control panel and float switches from isolator provided by others.</p> <p>Roof Water tanks Supply, deliver and install vertical close end plastic moulded tank of capacity 5,000 litres and of approximate size diameter 2020mm and of height 1830mm. The tank to be assembled complete with cover and having screwed connections for inlet, outlet, overflow,drain pipes and any other necessary item for its proper functioning. The tank shall be mounted on a flat slab and shall be as TOPTANK LACCYLS14 OR APPROVED EQUIVALENT</p>	1	Item		
C		2	No.		
<p align="center">Total carried to collection page</p>					

Item	Description	Qty	Unit	Rate (Kshs)	Amount (Kshs)
A	<p>Supply, deliver and install vertical close end plastic moulded tank of capacity 2,300 litres and of approximate size diameter 2020mm and of height 1830mm. The tank to be assembled complete with cover and having screwed connections for inlet, outlet, overflow, drain pipes and any other necessary item for its proper functioning. The tank shall be mounted on a flat slab and shall be as TOPTANK : LACCYLS48 OR APPROVED EQUIVALENT</p> <p>Ground Water tanks</p> <p>Supply, deliver and install vertical close end plastic moulded tank of capacity 10,000 litres and diameter 2770 mm and of height 3540mm. The tank to be assembled complete with cover and having screwed connections for inlet, outlet, overflow, drain pipes and any other necessary item for its proper functioning. The tank shall be mounted on a flat slab and shall be as TOPTANK LACCYLS16 OR APPROVED EQUIVALENT</p> <p>Excavations</p> <p>Excavate trench in hard soil/murram 600mm wide and depth not exceeding 1000mm deep and average 750mm deep, prepare bed with red soil/murram of particle size not more than 20 mm to a depth of 750mm. Bed shall be approved by Engineer before laying of pipes. Fill with same material as above and compact in layers of 75 mm. Cart away surplus soil.</p>	0	No.		
B		2	No.		
Total carried to collection page					

Item	Description	Qty	Unit	Rate (Kshs)	Amount (Kshs)
	PPR Pipes				
A	50mm diameter pipework supply from supply line to water meter and to ground tanks	200	Lm		
B	50mm diameter pipework from Ground tank to pumps and roof tanks	40	Lm		
	Bends				
C	50mm diameter bend	10	No.		
	Tees				
D	50mm equal tee	10	No.		
	Threaded Brass Coupling				
E	50mm male/female threaded brass coupling	2	No.		
	Valves				
F	50mm diameter approved medium pressure screw down full way non-rising stem wedge gate valve to BS 5154 PN 20 for series B rating, with wheel and head joints to steel tubing and complete with round male threaded transition fittings. The gate valve to be as PEGLER or approved equivalent.	4	No.		
	Unions				
G	50mm diameter pipe union	4	No.		
	Stand Pipe				
H	15mm diameter bib tap suitable for connecting hose pipe complete with threaded adaptors. The tap to be complete with 5meter long 20mm diameter pipe, bends etc. The chrome plated bib tap to be as Cobra ref.107EC taps or equal and approved.	4	No		
	Pipe Sleeves				
I	75mm diameter heavy duty PVC Class 41 pipe sleeves for crossing over pathways and driveways. The sleeves will be encased in 75mm concrete surround.	10	Lm		
Total carried to collection page BoQ-28					

Item	Description	Qty	Unit	Rate (Kshs)	Amount (Kshs)
	Water Meters				
A	32 mm water meter as 'Kent' or equal and approved equivalent	1	No.		
B	Allow for connection to the water main supply to site and include local council charges.	1	No.		
C	Meter chamber size 450x450x600mm deep with 100mm concrete (1: 3: 6) base 50mm block sides rendered all round in cement and sand (1:4) and with approved hinged and flanged cast iron cover and frame including all necessary excavation, disposal and formwork.	1	No.		
	Sterilization				
D	Allow for flushing out and sterilizing the whole system with chlorine to the satisfaction of the Project Engineer.	1	Item		
	Testing and Commissioning				
E	Allow for pressure testing and commissioning of the plumbing installation to the satisfaction of the Engineer with provision of pressure testing certificates of minimum 5 Bar	1	Item		
Total carried to collection page					

COLLECTION PAGE

Item	Description	Amount (Kshs)
1	Total carried forward	
2	Total carried forward	
3	Total carried forward	
4	Total carried forward	
Total Carried Forward to summary Page		

BILL NO.8**ASSOCIATED BUILDERS WORKS**

Item	Description	Qty	Unit	Rate (Kshs)	Amount (Kshs)
	PUMP HOUSING				
A	100x50 x3mm square hollow section frame raw bolted on tank slab	36	LM		
B	75x50 x3mm square hollow section section frame raw bolted on tank slab	20	LM		
C	4mm thick sheet metal welded around the frame	24	SM		
D	75x50 x3mm bracing welded on poles	16	No.		
E	Single leaf door; ; overall size 1000x2000mm high in 1No. Leaf Access opening made of 4mm 1.5m x1.5m sheet metal welded on 100x50 x3mm square hollow section frame.Allow for associated accessories including twin hinges,screws,pull handle and a hardy Lockable door fastener	1	Item		
F	75x50x3mm roof bearers	12	No		
G	Grill mesh 20x20x6mm square hollow section	14	SM		
H	Galvanized corrugated sheet roofing; 30gauge;Pre-painted The Roof covering not exceeding 45 degrees from horizontal;allow for fixing to timber structure (m/s) with all associated accessories including roofing nails and neoprene washers J bolts nuts neoprene washers and caps.	12	sm		
I	Prepare and apply three coats of premium quality silk vinyl paint as "Basco Paints -Duracoat" or "Crown Paints" or equal and approved to steel plates,square and hollow sections	24	sm		
Total carried to collection page					

Item	Description	Qty	Unit	Rate (Kshs)	Amount (Kshs)
	ROOF AREA TANK SUPPORT(2NO.5,000 LITRES SUPPORT) OF 2500MM X5000MM				
A	100x50 x3mm square hollow section frame raw bolted on tank slab	25	LM		
B	4mm thick sheet metal welded around the frame	8	SM		
	ROOF AREA TANK SUPPORT(2NO.2,300 LITRES SUPPORT) SEPARATE EACH OF 2000MM X2000MM				
C	100x50 x3mm square hollow section frame raw bolted on tank slab	16	LM		
D	4mm thick sheet metal welded around the frame	9	SM		
	GROUND TANK AND PUMP HOUSING PLINTH				
E	Clear the site off grass, shrubs and all vegetation; cart away as directed	36	SM		
F	Excavate oversite dumping to reduce levels commencing from stripped level average 900mm deep and wheel, heap on site	36	CM		
G	Excavate trench for strip foundation starting from reduced level not exceeding 1.50 metres deep	12	CM		
H	Return, fill-in and rum selected excavated material	3	CM		
I	Hardcore filling in making up levels not exceeding 300mm thick, depositing and compacting in layers of 100mm maximum thickness	36	SM		
J	50mm thick murrum/quary dust blinding to surfaces of fill	36	SM		
Total carried to collection page					

Item	Description	Qty	Unit	Rate (Kshs)	Amount (Kshs)
A	50mm thick mass concrete class 20 (1:2:4) to bottoms of base and foundations	36	SM		
B	Reinforcement Bars; high yield steel; cold worked to B.S. 4461 including bends, hooks, tying wire and distance blocks	60	KG		
C	Reference A142 mesh 200x200x200mm, weight 2.22 kgs per square meter (measured net-no allowance made for slaps (including bends, tying wire and distance blocks	36	SM		
D	Sawn formwork to insitu concrete on Edges of ground floor slab;75 to 150mm wide	24	LM		
	<u>Walling</u>				
E	200mm thick approved local natural stone; roughly dressed and squared to foundation walling; bedding and jointing in cement sand (1:3) mortar	48	SM		
F	Damp proofing Polythene; 1000 gauge, 150mm laps, horizontal; 1 no. layer laid on murrum blinding	40	SM		
G	14mm thick 2no. coatwork cement sand (1:3) render; steel floated to concrete or blockwork base to walls; external	40	SM		
H	150 x 100mm semi circle gutter including corners/ joints in the running length fixed to fascia board with and including brackets at approved centers	5	LM		
I	Extra; for blocked ends with 75mm dia.outlet 100mm long	2	NO		
J	100mm dia. rainwater downpipe fixed with and including mild steel straps at 900mm centres, plugged and screwed to wall.Allow for bends and shoes for 2no.drop pipes	6	LM		
Total Carried Forward Collection Page					

COLLECTION PAGE

Item	Description	Amount (Kshs)
1	Total carried forward	
2	Total carried forward	
3	Total carried forward	
Total Carried Forward to summary Page		

BILL NO.9

PLUMBING AND DRAINAGE

Item	Description	Qty	Unit	Rate (Kshs)	Amount (Kshs)
	WATER CLOSET AREA				
A	<p>Squatting Water Closet (WC) Squatting water closet suite in white vitreous china comprising of wc bowl with top plate and integral foot threads, S trap connector, All to be as frencia or approved equivalent.</p>	18	No		
B	<p>Water closet Flush valve 40mm Size Flush Valve Dual Flow with Concealed Body and With Exposed Shut Off Provision .Has 100mm Square Plate AS JAQUAR OR APPROVED EQUIVALENT</p>	18	No		
C	<p>Signage Signage made of stainless steel, 0.5 mm thick and the subject is embossed in black on the stainless steel. The signs to be circular and have a diameter of 116 mm and they are fixed to the wall by means of a double side tape AS MEDICLINIC MODEL PP1321CS OR APPROVED EQUIVALENT for Ladies,AS MEDICLINIC MODEL PS0003CS OR APPROVED EQUIVALENT for Gents and AS MEDICLINIC MODEL PS0004CS R APPROVED EQUIVALENT for physically challenged persons</p>	4	No		
Total carried to collection page					

Item	Description	Qty	Unit	Rate (Kshs)	Amount (Kshs)
A	<p>Wash hand basin</p> <p>Heavy duty stainless steel (ss304) sink of size 500 * 500mm * 180mm deep in 16 SWG as manufactured by nemsu or approved equivalent suitable for mounting on counter, complete with 1 No. 15mm diameter chrome plated back inlet bib tap Cobra ref 107EC CP, 40mm diameter chrome plated bottle trap and chain waste fitting and plug.</p>	0	No		
B	<p>Wash hand basin tap</p> <p>Free Counter standing pillar tap with Self-closing cartridge, hydraulically controlled, piston-free design, self-closing, stepless adjustment of flow duration AS NEMSI OR APPROVED EQUIVALENT</p>	8	No		
C	<p>Flexible Tubing</p> <p>15mm diameter x 300mm long flexible connectors complete with integral chrome plated angle valve as NEMSI or equal and approved.</p>	0	No.		
D	<p>Mirror</p> <p>6mm thick polished plate glass silver backed mirror with bevelled edges, size 610 x 610mm, Plugged and screwed to wall with 4No. chrome plated dome capped screws. The mirror shall rest against a layer of 5mm thick foam AS IMPALA GLASS OR APPROVED EQUIVALENT</p>	8	No		
Total carried to collection page					

Item	Description	Qty	Unit	Rate (Kshs)	Amount (Kshs)
A	<p>Urinal cistern</p> <p>chrome plated flush pipes, 4.5 litres ceramic cistern, 40mm heavy duty plastic bottle trap and 40mm diameter chrome plated outlet with grating firmly fixed on the wall with chrome plated screws. The fittings shall be as Twyfords or equal and approved.</p>	4	No		
B	<p>Urinal Bowl</p> <p>Ceramic Bowl Urinal of approximate size 370x315x620mm complete with Fixing Accessories AS JAQUAR URINAL MODEL URS-WHT-132530 OR APPROVED EQUIVALENT</p>	6	No		
C	<p>Urinal Partition</p> <p>Rectangular shaped urinal partition/Division with frosted glass of Size Height 900mm and Width 450mm AS JAQUAR URINAL PARTITION PRODUCT MODEL JSE-CHR-110US450X OR EQUIVALENT</p>	6	No		
D	<p>PHYSICALLY CHALLENGED WASHROOM</p> <p>Water Closet (WC) Suite</p> <p>Close-coupled WC suite ('S' or 'P'-trap) in approved colour complete with horizontal outlet to BS 3402 with 7.5 litre valveless low level ceramic cistern and fittings including siphon, 15mm diameter side inlet ball valve, 20mm diameter side overflow, plastic flush bend, dual flush system, inlet connection, chrome-plated lever and heavy plastic seat and cover with metal top fixed (chrome plated) hinges. All to be as IDEAL STANDARD "PLAN"-wc pan model 109.003.34 water closet or equal and approved.</p>	2	No.		
E	1 x 600mm grab rails concealed fixings	4	No		
F	1 x 450mm grab rail concealed fixings	4	No		
G	1x Hinged support rail and toilet roll holder concealed fixings	2	No		
H	Angle Valve with Triangular Handle & Wall Flange	2	No		
Total carried to collection page					

COLLECTION PAGE

Item	Description	Amount (Kshs)
1	Total carried forward	
2	Total carried forward	
3	Total carried forward	
Total Cost for Sanitary Fittings		

INTERNAL PLUMBING PIPEWORK					
Item	Description	Qty	Unit	Rate (Kshs)	Amount (Kshs)
	PPR Pipework				
A	20mm diameter pipework	1	Lm		
B	25mm diameter pipework	150	Lm		
C	40mm diameter pipework	1	Lm		
D	50mm diameter pipework	150	Lm		
	Bends				
E	20mm diameter bend	1	No.		
F	25mm diameter bend	24	No.		
G	40mm diameter bend	1	No.		
H	50mm diameter bend	20	No.		
	Tees				
I	25mm equal tee	15	No.		
J	40mm equal tee	1	No.		
K	50mm equal tee	15	No.		
	Reducing Bushes				
L	25 x 20mm diameter reducer	1	No.		
M	40 x 25mm diameter reducer	1	No.		
N	50 x 25mm diameter reducer	10	No.		
O	50 x 40mm diameter reducer	1	No.		
	Male/Female Adapters (CPVC threaded)				
P	20mm threaded adapter	1	No.		
Q	25mm threaded adapter	8	No.		
R	40mm threaded adapter	1	No.		
S	50mm threaded adapter	4	No.		
	Total Carried to Collection Page				

Item	Description	Qty	Unit	Rate (Kshs)	Amount (Kshs)
	Male/Female Bend (CPVC threaded)				
A	20mm threaded bend	1	No.		
B	25mm threaded bend	4	No.		
C	40mm threaded bend	1	No.		
D	50mm threaded bend	2	No.		
	Threaded Brass Coupling (CPVC threaded)				
E	25mm threaded coupling	2	No.		
F	40mm threaded coupling	1	No.		
G	50mm threaded coupling	2	No.		
	Valves				
H	25mm diameter gate valve	3	No.		
I	40mm diameter gate valve	1	No.		
J	50mm diameter gate valve	4	No.		
	Unions				
K	25mm diameter pipe union	3	No.		
L	40mm diameter pipe union	1	No.		
M	50mm diameter pipe union	4	No.		
	Pipe Sleeves				
N	100mm diameter heavy duty PVC pipe sleeves for crossing over columns and beams.	2	Lm		
	Pressure Testing				
O	Allow for all costs for pressure testing for plumbing piping and issuance of pressure testing certificates	1	No.		
Total Carried Forward					

COLLECTION PAGE FOR PLUMBING WORKS

Item	Description	Amount (Kshs)
1	Total carried forward	
2	Total carried forward	
Total cost for Internal Plumbing Piping		

INTERNAL DRAINAGE PIPEWORK					
Item	Description	Qty	Unit	Rate (Kshs)	Amount (Kshs)
	FOUL WATER INTERNAL DRAINAGE				
	MuPVC and uPVC Waste and Soil pipework				
A	100mm diameter heavy gauge golden brown UPVC pipe	150	Lm		
B	100mm diameter heavy gauge grey mUPVC pipe	8	Lm		
C	50mm diameter waste pipe	100	Lm		
D	40mm diameter waste pipe	30	Lm		
E	32mm diameter waste pipe	50	Lm		
	Bends				
F	100mm diameter long radius bend	20	No.		
G	100mm diameter short radius bend	20	No.		
H	100mm diameter bend with access	10	No.		
I	100mm diameter sweep bend	1	No.		
J	50mm diameter sweep bend	4	No.		
K	40mm diameter sweep bend	1	No.		
L	32mm diameter sweep bend	4	No.		
	Tees				
M	100mm diameter sweep tee	4	No.		
N	50mm diameter sweep tee	4	No.		
O	40mm diameter sweep tee	1	No.		
P	32mm diameter sweep tee	1	No.		
	Access Caps				
Q	100mm diameter access cap	10	No.		
R	50mm diameter access cap	4	No.		
S	40mm diameter access cap	1	No.		
T	32mm diameter access cap	1	No.		
	Total Carried to Collection Page				

Item	Description	Qty	Unit	Rate (Kshs)	Amount (Kshs)
	WC Connectors				
A	100mm diameter WC connector	0	No.		
	Traps				
B	100 x 50mm diameter floor trap and grating	4	No.		
C	300 x 300mm Gulley trap and heavy duty gulley trap cover	2	No.		
D	600 x 450mm manhole with heavy duty cover. Manual depth to be determined on site but to a minimum of 600mm	15	No.		
	Grease Trap				
E	2400 x 650 x 600mm deep concrete three chamber grease trap complete with all the fittings including the 50mm diameter vent pip, interconnecting pipes, gulley traps and 3No. heavy duty manhole covers. It shall be constructed with 100mm thick concrete and water proofed.	0	No		
F	150mm diameter heavy gauge golden brown UPVC pipe for interconnecting the septic tank or sewer	50	Lm		
G	Allow for all costs for level testing for drainage piping and issuance of level testing certificates	1	No.		
	Total Carried to Collection Page				

COLLECTION PAGE FOR FOUL DRAINAGE		
Item	Description	Amount (Kshs)
1	Total carried forward	
2	Total carried forward	
Total cost for Drainage Pipework		

RAIN WATER AND GENERAL FLOOR DRAINAGE					
Item	Description	Qty	Unit	Rate (Kshs)	Cost (Kshs)
	RAIN WATER DRAINAGE				
A	100mm diameter heavy gauge grey mUPVC pipe drop pipes	24	Lm		
B	100mm diameter short radius bend	4	No.		
C	100mm diameter bend with access	4	No.		
D	100mm equal sweep tee	4	No.		
E	100mm diameter sweep tee	4	No.		
F	100mm diameter access cap	4	No.		
G	100mm rain water shoe	4	No.		
H	Stainless steel pipe clipping capable of strongly supporting 20mm to 150mm pipes with all asociated screwa and bolting to the finished walls	8	No		
Total Carried Forward					

SUMMARY PAGE

Item	Description	Amount (Kshs)
1	Total carried forward for sanitary fittings	
2	Total carried forward for plumbing	
3	Total carried forward for foul drainage	
4	Total carried forward for rain water drainage	
Total cost for Plumbing and Drainage Works for ablution block		

SUMMARY PAGE

Item	Description	Amount (Kshs)
1	Total carried forward for sanitary fittings	
2	Total carried forward for internal plumbing piping	
3	Total carried forward for drainage piping	
4	Total carried forward for rain water drainage	
5	Total carried forward for fire protection systems	
6	Total carried forward for water reticulation and tanks	
7	Total carried forward for associated builders works	
8	Total carried forward for ablution block	
	Total for Plumbing and Drainage Installation Works carried to final summary page	

FINAL SUMMARY PAGE

Item	Description	Total Cost
1	Preliminaries	
2	Total cost for plumbing and drainage installation works	
3	Contingency to be used at the discretion of the engineer	300,000.00
	Total Cost for plumbing and drainage carried to Main Works Summary Page	

Amount in words.....

.....

Tenderer's Name and Stamp.....

.....

.....

Address

Period To Execute The Works

Tenderer's V.A.T No

Tenderer's P.I.N No

Telephone No.

Mobile No.

Tenderer's Signature Date.....

Witness Signature Date.....

**PROPOSED ERECTION AND COMPLETION OF
DR. WILLIAM RUTO MULTI-PURPOSE HALL FOR
KAPSABET BOYS' HIGH SCHOOL (LABOUR
ONLY)**

BILL NO. 6 PROVISIONAL SUMS

Item	Description	Q'ty	Unit	Rate	Amount KSh
	<u>BILL NO. 6</u> <u>PROVISIONAL SUMS</u> <u><i>The following provisional sums are to be measured on completion and priced in accordance with the rates contained in these bills of quantities or prorata thereto or deducted in whole if not required</i></u>				
A	Allow a Provisional sum of Kenya Shillings Two Hundred and Fifty Thousand (K.Sh 250,000.00) only for Signage		SUM		250,000.00
B	Allow a Provisional sum of Kenya Shillings Two Million, Five Hundred Thousand (KSh 2,500,000.00) only for External works and Landscaping and signage		SUM		2,500,000.00
C	Allow a Provisional Sum of Kenya Shillings Five Million (Kshs 5,000,000.00) only for Contigencies		SUM		5,000,000.00
	TOTAL FOR PROVISIONAL SUMS CARRIED TO GRAND SUMMARY PAGE				7,750,000.00

**PROPOSED ERECTION AND COMPLETION OF
DR. WILLIAM RUTO MULTI-PURPOSE HALL FOR
KAPSABET BOYS' HIGH SCHOOL(LABOUR
ONLY)**

GRAND SUMMARY PAGE

**PROPOSED ERECTION AND COMPLETION OF DR. WILLIAM RUTO
MULTI-PURPOSE HALL FOR KAPSABET BOYS' HIGH SCHOOL
(LABOUR ONLY)**

GRAND SUMMARY

BILL NO.	DESCRIPTION	PAGE NO.	AMOUNT KSH
1	PARTICULAR PRELIMINARIES	1/6	
2	GENERAL PRELIMINARIES	2/11	
3	BUILDER'S WORK		
3.1	Multipurpose Hall	3/23	
3.2	External Abolution Block	3.2/13	
4	ELECTRICAL INSTALLATIONS	E-23	
5	MECHANICAL INSTALLATIONS	BOQ-48	
6	PROVISIONAL SUMS	6/1	
Subtotal			
Allow for any Discounts			
<u>TOTAL CARRIED TO FROM OF TENDER (VAT Inclusive)</u>			
AMOUNT IN WORDS : KENYA SHILLINGSCENTS			
TENDERER'S NAME			
ADDRESS			
DATE			
TENDERER'S SIGNATURE			
WITNESS'S NAME			
ADDRESS			
DATE			
WITNESS SIGNATURE.....			